

THIS SHEET IS COMPLETED BY THE DPW
APPLICANT COMPLETES PAGES 2 TO 5

SEWER SERVICE CONNECTION INSPECTION FORM

ADDRESS: _____

INSPECTOR: _____

DATE TIME

_____ - _____ PERMIT ON SITE

_____ - _____ PIPE GRADE 1/3" PER FOOT OR MORE

_____ - _____ EXCEPTABLE PIPE BACKFILL

_____ - _____ INSTALLATION RESEMBLING SKETCH?

_____ - _____ SEPTIC TANK PUMPED

_____ - _____ SEPTIC TANK FILLED

_____ - _____ AS-BUILT SKETCH RECEIVED AND ACCEPTABLE

IF PARTIAL INSPECTION.

SKETCH INSPECTED PORTION IN SOLID LINE: _____

SECTIONS NOT INSPECTED IN DOTTED LINE: _____

IF INSPECTION IS COMPLETED NO SKETCH IN IS NEEDED: _____

SKETCH AND OR COMMENTS:

BELLINGHAM RESIDENTIAL BUILDING SEWER CONN. PERMIT APPLICATION

THIS SECTION IS TO BE COMPLETED BY PROPERTY OWNER.

I, _____ (print name), being the owner, or agent of the owner of the property at _____ (address) agrees to the following:

1. To accept and abide by the provisions of the Sewer Use Regulations of the Town of Bellingham, and all other pertinent ordinances or regulations that may be adopted in the future.
2. To maintain the building sewer on my property at no expense to the Town.
3. If I plan to make any interior plumbing changes, I will obtain a permit from the plumbing inspector's office. I understand that if the sewer inspector finds that a required permit has not been obtained, this violation will be reported to the proper authorities and I will be responsible for all penalties under the law.
4. Immediately upon becoming connected to the Town sewer, I will have my existing septic tank "or cesspool pumped by a firm licensed to pump and haul septage by the Bellingham Board of Health.
5. That the sewer connection is for domestic wastes water only. I will not connect any sump pump or cellar drain to the sewer service pipe.
6. I will allow the inspection of this building by the Town at the time of construction and in the future, in accordance with Article (5), Section (0), and Paragraph (VI) of Part III of the Sewer Use Regulations.
7. Failure to fill in each blank in this section will result in denial of this application.
8. I understand that if the sewer service connection is not installed below the basement floor of my residence that I will be unable to install any plumbing fixtures in the basement of the building.
9. I understand that I will be charged a sewer user fee starting from the date the connection is installed.

I will use _____ (Septic Tank Pumping Co.) to pump my septic system.

This sewer connection will service a _____ (number) family building, which has _____ bedrooms.

I have read the above sections and understand fully my responsibilities.

Signed _____ **Date** _____

-----DO NOT WRITE BELOW THIS LINE-----

Date of Permit App. Rec. _____ Fee Rec. \$ _____ by _____ Initials

Location _____ Acct # _____

NOTES: _____ Sewer Flow _____ gpd

App. Approved by _____ date _____

C.R.P.C.D. APPROVAL: _____ DATE _____

INSTALLATION INSPECTION: (Accepted) (Unacceptable) circle one

Date Installed _____ Inspector _____

NOTES: _____

Date As-Built Plan Received: _____ By _____

BELLINGHAM RESIDENTIAL BUILDING SEWER CONN. PERMIT APPLICATION

THIS SECTION MUST BE COMPLETED BY A LICENSED DRAIN LAYER

(please print)

I _____ (Rep. name) as _____ (title)
of _____ (Company name) represent a drain layer with
an active license, am applying for a sewer connection permit for the construction of a sewer
service connection to the building at _____ (address)
which is (circle one) NEW EXISTING.

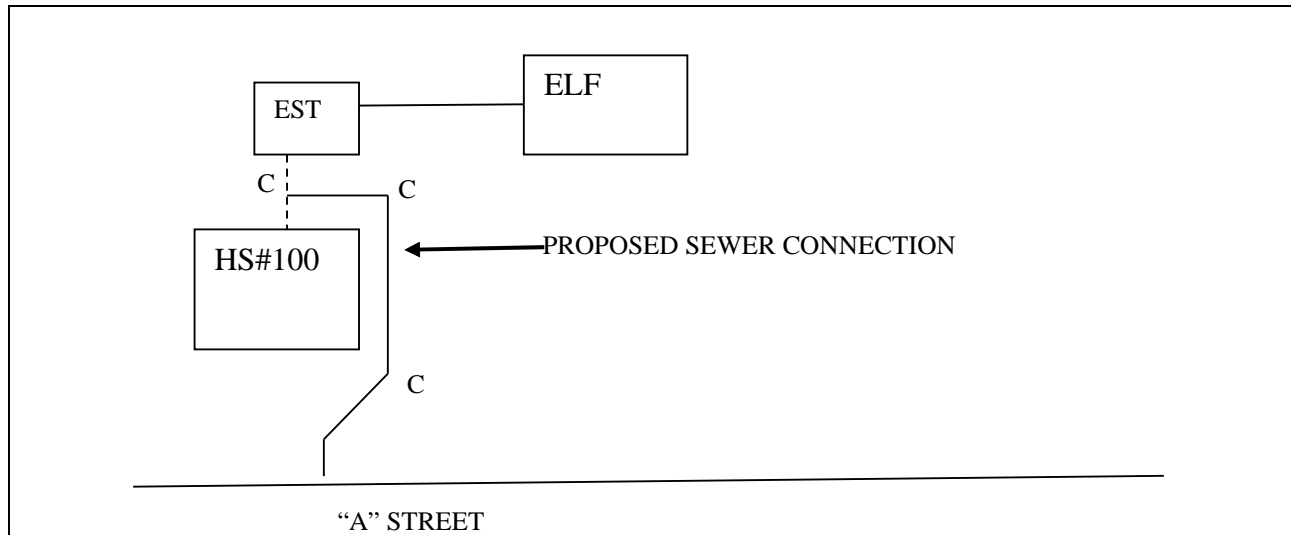
In consideration of the granting of this permit the undersigned agrees to the following:

1. To submit plans and specifications for the proposed building sewer attached hereunto as exhibit "A" (sketch on attached sheet.)
2. To have read and understood the Bellingham Service Connection Regulations and Bellingham Sewer Use Regulations and will abide by them.
3. I will not allow soil or debris to enter the Town's sewer system
4. I will draw up an as-built drawing of the work I have performed. This plan will show: the building the street, the new sewer service pipe, measured ties and depth to top of pipe for: all bends, elbows, and clean outs. All ties must be measure from of existing building corners.
5. I understand that if the as-built drawing is not received, or I have violated any other provisions of the Bellingham Service Connection Regulations, Sewer Use Regulations, or this application, I will not be issued any further permits until such situations are revocation of my drain layers license.
6. To notify the Water & Sewer Department at least 24 hours in advance of my starting work on a connection to the public sewer, and one hour before an inspection of the pipe installation work is needed. I will not bury any portion of the installation until it is inspected by the Department.
7. No sewer installations will be allowed on weekends, holidays, and all inspections will be done between the hours of 8:00 A.M. and 2:30 P.M. Any excavation which must be left open over night due to my inability to 'complete the necessary pipe work for inspection, during inspection hours, is fully my responsibility.
8. Acceptable permits will be available three business days from the date on which it was received by the Department. No work may be undertaken until the permit has been issued.
9. I understand that failure to complete all blank lines in this section will result in rejection of this permit application.
10. I understand that any change in the existing plumbing 10` from the outside of the foundation wall, in to the building, requires approval by the plumbing inspector. I understand this permit will not be approved nor will future sewer. Permits are issued to me, if the sewer inspector finds that a plumbing permit should have been attained and was not.

Signed _____ Date _____

SAMPLE SEWER CONNECTION SKETCH

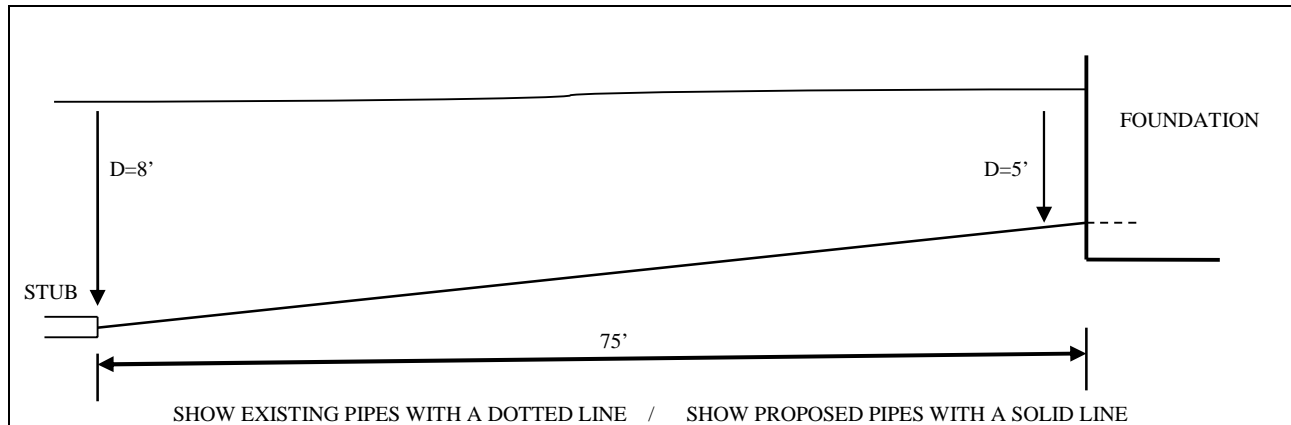
Plan View



PLAN VIEW SKETCH MUST SHOW THE FOLLOWING:

1. STREET NAME
2. HOUSE NUMBER
3. ALL BENDS AND CHANGES IN DIRECTION
4. CLEAN-OUTS MARKED WITH A "C"
5. EXISTING SEPTIC TANK MARKED WITH "EST"
6. EXISTING LEACHING FIELD MARKED WITH "ELF"

Profile View



PROFILE SKETCH MUST SHOW THE FOLLOWING:

1. FOUNDATION OF FOOTING
2. EXISTING OR PROPOSED INTERNAL BUILDING DRAIN
3. PROPOSED SEWER PIPE
4. EXISTING GROUND SURFACE
5. DEPTH OF THE SERVICE AT THE HOUSE
6. DEPTH OF THE SERVICE AT THE CONNECTIONS
7. ANY VERTICAL BENDS OR STREET NAME
8. LENGTH OF SERVICE CONNECTION

NOTE: THIS PLAN AND PROFILE IS FOR PERMITTING ONLY AND IS NOT A SUBSTITUTE FOR AS BUILT DRAWING UNTIL AND UNLESS TIE MEASUREMENTS ARE ADDED:


Signed _____ Date _____

LICENSED DRAIN LAYER


K:\SEWER FORMS\Sewer Application.docx
Revise 2007

PROPOSED SEWER CONNECTION

Plan View



Profile View



SHOW EXISTING PIPES WITH A DOTTED LINE / SHOW PROPOSED PIPES WITH A SOLID LINE