

In Memoriam – 2022

Jeannine T. Robidoux – Bellingham Housing Authority

**Roger D. Degre – Bellingham Personnel and Planning Board
Bellingham School Committee**

**Gilbert L. Trudeau – Bellingham Public Schools:
Teacher, Vice Principal, Principal**

**Elaine Szamreta –
Treasurer Collector's Office**

**Elizabeth Willey - Bellingham Council on Aging
and Poll Worker**

**Wayne Morey
Volunteer, Bellingham Adult Supportive Day Program
and Bellingham Youth Services Center**

**Edward Raider
Volunteer, SHINE Counselor and Bellingham Senior Center**

**Cynthia Joan Prescott
Bellingham Early Childhood Program Teacher's Aide**

Report of:

Town Clerk	1
Animal Control ,.....	107
Board of Health	109
Board of Registrars	113
Council on Aging	117
Finance Committee	121
Finance Department	123
Fire Department	277
Historical Commission.....	283
Inspector of Buildings	285
Inspector of Plumbing and Gas	287
Inspector of Wiring	288
Norfolk County Mosquito Control	289
Planning Board	291
Police Department.....	295
Public Library	297
Public Works Department.....	307
Registry of Deeds	323
Selectboard	327
Town Common	329
Blackstone Valley Vocational Regional School District	331
School Committee, Superintendent of Schools and Administrative Staff	351

ANNUAL REPORT

of the

TOWN CLERK

consisting of

ELECTED TOWN OFFICIALS

APPOINTED TOWN OFFICIALS

POPULATION STATISTICS

RECORDS OF TOWN MEETINGS

ELECTIONS

RECEIPTS

MARRIAGES - DEATHS

and

PUBLICATIONS OF TOWN BY-LAW AMENDMENTS

in the

TOWN OF BELLINGHAM

for the Year Ending December 31, 2022

TOWN OF BELLINGHAM
2022 ELECTED OFFICIALS

SELECTMEN

Michael J. Connor
Kelly H. Grant, Vice Chair
Donald F. Martinis, Chair
Cynthia L. McNulty
Sahan Sahin

TOWN CLERK

Lawrence J. Sposato, Jr.

MODERATOR

Michael B. Carr

SCHOOL COMMITTEE

Jennifer L. Altomonte
Lori Colombo
Mark J. Flannery
Erik Ormberg
Michael J. Reed, Jr

**BLACKSTONE VALLEY VOCATIONAL REGIONAL
SCHOOL DISTRICT COMMITTEE**

Joseph M. Hall

PLANNING BOARD

Brian T. Salisbury
Dennis J. Trebino
Philip Devine
Nick Mobilia
William F. O'Connell, Jr.

CONSTABLES

David H. Brown
Richard J. Martinelli
William Paine
William Roberts Sr.

LIBRARY TRUSTEES

Carol Bird
Laura M. Howard
Nicole Buckley
Suzanne Garten
Macala Lamour

HOUSING AUTHORITY

Linda L. Cartier
Debra K. Sacco
Christopher Remillard
Randall E. Hall
Ronald Paulhus * State Appointee

2022 APPOINTED TOWN OFFICIALS

TOWN ADMINISTRATOR

Denis C. Fraine

TOWN COUNSEL

KP/LAW
Lauren Goldberg

CHIEF FINANCIAL OFFICER

Mary MacKinnon

TREASURER/COLLECTOR

Sandra Matar

CHIEF OF POLICE

Gerard L. Daigle, Jr.

FIRE CHIEF - FOREST FIRE CHIEF

Steven P. Gentile

D.P.W. DIRECTOR

Donald F. DiMartino

DIRECTOR OF COUNCIL FOR THE AGING

Jocelyn Dutil

DIRECTOR OF LIBRARIES

Bernadette D. Rivard

EXECUTIVE DIRECTOR HOUSING AUTHORITY

Edward Pelletier

ANIMAL CONTROL OFFICER

Sam Taddeo
Gregory Giardino Tracy Taddeo
Patrick Kelliher Michael Taddeo

BELLINGHAM EMERGENCY MANAGEMENT AGENCY
Deputy Fire Chief Chris Milot, Director

BOARD OF HEALTH

Kelly A. McGovern
Patricia A. Leclair
Vincent A. Forte

AGENT TO THE BOARD OF HEALTH (Burial Permits)

Francis E. Cartier
Leslie A. Cartier

HEALTH CONSULTANT

Bruce E. Wilson, Jr.

PUBLIC HEALTH NURSE

Esther Martone

BOARD OF REGISTRARS

Lawrence J. Sposato, Jr.
Sandra L. Tracy
Suzanne Garten
William Bissonnette

CAPITAL IMPROVEMENT COMMITTEE

Joseph Collamati
Kelly Grant
Kevin Clark
Roland A. Lavallee

CEMETERY COMMITTEE & SEXTONS

Francis E. Cartier
James L. Haughey
Alan Bogan

CIVIL DEFENSE AUXILIARY POLICE

James Eames, Chief
Earl J. Vater, Captain
John Kauker, IV, Lieutenant
Dana Lovejoy, Sgt.
Craig Riolo, Sgt

AUXILIARY POLICE PATROLMEN

Craig Riolo	John Kauker	Robert Wheeler
Dana Lovejoy	Mark Rebello	William J. Mouyos
	Greg Brown	Steven Dejoie

CONSERVATION COMMISSION

Anne M. Matthews, Administrator
Arianne Barton
Brian F. Norton
Clifford A. Matthews
Noel Lioce
Michael O'Herron
Neal D. Standley
vacancy

COUNCIL FOR THE AGING

Christine (Tina) Arsenault
Kay Page
Glenna Laverdiere
Brenda Griffin
Ming Ming He
Tsune Roberts
Wendy Wright
Steven Racicot -Associate
David Dunbar - Associate

CULTURAL COUNCIL

Daniel McLaughlin
Darrell Crow
Linda Trudeau
George Rezendes
Terri Graham
Joseph Woodman

FINANCE COMMITTEE

John J. Allam
Joseph Collamati
Joyce Flannery
Kevin Keppler
John McCarthy
Jennifer Kuzmeskas
Tina Griffin, Clerk

HISTORICAL COMMISSION

Richard Marcoux	Bernadette Rivard
Franco A. Tocchi	Pamela Johnson
Steve Joanis	Marjorie Turner Hollman

HUMAN RESOURCE DIRECTOR

Beth Cornell-Smith

INFORMATION TECHNOLOGY

Karen Jasinski-Dutil, Director
Pamela Brodeur, Public Safety Network Administrator

INSPECTOR OF BUILDINGS

Timothy Aicardi
Stephen C. Johnson, Assistant

INSPECTOR OF PLUMBING AND GAS

Roger E. Gaboury, Inspector
Barry Iadarola, Assistant Fran Sebio, Assistant
Jay B. Palermo, Assistant Mike McKeown, Assistant

INSPECTOR OF WEIGHTS AND MEASURES

John B. Walsh

INSPECTOR OF WIRES

William Clinton, Assistant

MEMORIAL AND VETERANS' DAY COMMITTEE

James E. Hastings

Melinda Ehrman	Samuel E. Cowell	Lori Fafard
Paula A. Saliba	Thomas Earnst, Sr.	Brandon Perella
Kirk L. Crawford	Christopher Foley	Paul Thibeault

METROPOLITAN AREA PLANNING COUNCIL REPRESENTATIVE

James F. Sullivan

NORFOLK COUNTY ADVISORY BOARD

Lawrence J. Sposato, Jr.

PARKS COMMISSION

William L. Roberts, Sr., Chairman
Douglas C. Mangle

PRECINCT WARDENS

Precinct	Warden
1	Alice Bissonnette
2	Drena Kearns
3	Ray A. Webb
4	David Wyatt
5	Diane Jacques

TAX ASSESSORS

Grace Devitt
Tara A. Damiano
Lynn Roy

TOWN COMMON TRUSTEES

Barbara J. Eltzroth
David Wyatt
Joanne Arcand
Lawrence J. Sposato, Jr.
Leo Dalpe

TOWN MEETING TELLERS

Alice H. Bissonnette, Head Teller

Alice A. Traudt	David Wyatt	Drena Kearns	Kay Page
Leonard Holden	Diane Jacques	John Constantino	Muriel Cyr Leona Montville

TOWN PLANNER/ZONING COMPLIANCE OFFICER

James Kupfer

ASSISTANT TOWN PLANNER

Amy Sutherland

VETERANS' AGENT AND DIRECTOR OF VETERANS' SERVICES

Dennis Pimenta Ana Milot Michael Hennessey

WORKER'S COMPENSATION AGENT

Beth Cornell-Smith

ZONING BOARD OF APPEALS

Arturo G. Paturzo	Rayan Shamas	<i>Alternate Members</i>
Brian T. Salisbury	Peter Gabrielle	Jason Berthelette
	Brian Wright	

ASSISTANT TOWN ACCOUNTANT

Carol A. Mandile

DEPUTY TOWN ACCOUNTANT
Christina Boyan

ASSISTANT TOWN CLERK
Ana P. Milot

TREASURER-COLLECTOR OFFICE
Sandra Matar, Treasurer/Collector
Lindsey A. Gentile, Assistant Treasurer/Collector
Michelle L. Nowlan, Assistant Treasurer/Collector
Susan Silva, Clerk/Collector

ADMINISTRATIVE ASSESSOR
Elizabeth A. Cournoyer

ADMINISTRATIVE ASSISTANT TO THE BOARD OF SELECTMEN
Hilarie Allie

ADMINISTRATIVE ASSISTANT TO D.P.W. DIRECTOR
Tina Griffin

MUNICIPAL CENTER ADMINISTRATIVE ASSISTANT
Melissa Paquette

ASSESSMENT TECHNICIAN – TAX ASSESSORS OFFICE
Cheryl A. Hanly

CLERK TO BOARD OF HEALTH
Laura A. Renaud

CLERK TO INSPECTOR OF BUILDINGS
Michelle A. Brunelle

CLERK TO PLANNING BOARD
Amy Sutherland

CLERK TO SCHOOL COMMITTEE
Susan Robidoux

CLERK TO ZONING BOARD OF APPEALS
Amy Sutherland

PLANNING BOARD ASSOCIATE MEMBER
Robert Lussier

TOWN OF BELLINGHAM

OFFICIAL POPULATION STATISTICS

<u>CENSUS DATE</u>	<u>POPULATION</u>
May 25, 1765	468
March 29, 1776	627
January 1, 1978	14,619
January 1, 1979	14,692
January 1, 1980	14,476
January 1, 1981	14,339
January 1, 1982	14,209
January 1, 1983	14,098
January 1, 1984	14,107
January 1, 1985	13,981
January 1, 1986	13,911
January 1, 1987	14,001
January 1, 1988	14,140
January 1, 1989	14,404
January 1, 1990	14,375
January 1, 1991	14,319
January 1, 1992	14,187
January 1, 1993	14,275
January 1, 1994	14,217
January 1, 1995	14,251
January 1, 1996	14,525
January 1, 1997	14,590
January 1, 1998	14,686
January 1, 1999	14,767
January 1, 2000	15,027
January 1, 2001	15,075
January 1, 2002	15,093
January 1, 2003	15,301
January 1, 2004	15,347
January 1, 2005	15,504
January 1, 2006	15,645
January 1, 2007	15,714
January 1, 2008	15,787
January 1, 2009	15,828
January 1, 2010	15,867
January 1, 2011	15,950
January 1, 2012	15,746
January 1, 2013	15,820
January 1, 2014	15,612
January 1, 2015	15,633
January 1, 2016	16,070
January 1, 2017	15,652
January 1, 2018	15,638
January 1, 2019	15,332
January 1, 2020	15,934
January 1, 2021	16,353
January 1, 2022	16,993

TOWN OF BELLINGHAM

OFFICIAL FEDERAL POPULATION STATISTICS

<u>CENSUS DATE</u>	<u>POPULATION</u>
August 1, 1790	735
August 1, 1800	704
August 1, 1810	766
August 1, 1820	1,034
June 1, 1830	1,102
June 1, 1840	1,055
June 1, 1850	1,281
June 1, 1860	1,313
June 1, 1870	1,282
June 1, 1880	1,223
June 1, 1890	1,334
June 1, 1900	1,682
April 15, 1910	1,696
January 1, 1920	2,102
April 1, 1930	3,189
April 1, 1940	2,979
April 1, 1950	4,100
April 1, 1960	6,774
April 1, 1970	13,967
April 1, 1980	14,300
April 1, 1990	14,877
April 1, 2000	15,314
April 1, 2010	16,332
April 1, 2020	16,945

TOWN OF BELLINGHAM
ANNUAL TOWN ELECTION FINAL
May 3, 2022

OFFICE & CANDIDATES P-1 P-2 P-3 P-4 P-4A P-5 Total

SELECTMAN - for 3 years
1 to be elected

Sahan Sahin	63	77	90	97		87	414
Write ins	0	6	5	2		0	13
Blanks	23	32	21	54		21	151
TOTAL	86	115	116	153	0	108	578

TOWN MODERATOR - for 3 years
1 to be elected

Michael B. Carr	69	86	93	106		91	445
All Others	0	0	1	0		0	1
Blanks	17	29	22	47		17	132
TOTAL	86	115	116	153	0	108	578

TOWN CLERK - for 3 years
1 to be elected

Lawrence J. Sposato, Jr.	76	96	100	120		99	491
All Others	0	0	1	0		0	1
Blanks	10	19	15	33		9	86
TOTAL	86	115	116	153	0	108	578

CONSTABLE
4 to be elected - for 3 years

David H. Brown	60	72	75	88		62	357
Richard J. Martinelli	63	75	81	98		74	391
William H. Paine	61	77	80	97		71	386
William L. Roberts, Sr.	57	75	77	88		65	362
Write Ins	2	0	0	1		0	3
Blanks	101	161	151	240		160	813
TOTAL	344	460	464	612	0	432	2,312

TOWN OF BELLINGHAM
ANNUAL TOWN ELECTION FINAL
May 3, 2022

OFFICE & CANDIDATES P-1 P-2 P-3 P-4 P-4A P-5 Total

LIBRARY TRUSTEE - for 3 years
2 to be elected

Nicole M. Buckley	70	83	91	109		86	439
Write-Ins	0	1	4	1		2	8
Blanks	102	146	137	196		128	709
Totals	172	230	232	306	0	216	1,156

PLANNING BOARD

2 to be elected - for 3 years

Philip M. Devine	55	63	63	74		63	318
Elizabeth Berthelette	48	55	51	69		59	282
Nick Mobilia	42	67	73	107		56	345
Write Ins	0	0	3	0		0	3
Blanks	27	45	42	56		38	208
Totals	172	230	232	306	0	216	1,156

SCHOOL COMMITTEE

2 to be elected - for 3 years

Jennifer L. Altomonte	69	75	91	106		83	424
Michael J. Reed, Jr.	61	86	80	96		77	400
Write Ins	2	0	1	2		0	5
Blanks	40	69	60	102		56	327
Totals	172	230	232	306	0	216	1,156

P-1 P-2 P-3 P-4 P-4A P-5 Total

Votes cast per precinct	1,118	1,495	1,508	1,989	0	1,404	7,514
-------------------------	-------	-------	-------	-------	---	-------	-------

A True Record.

ATTEST:

Lawrence J. Sposato, Jr.

Lawrence J. Sposato, Jr.
Bellingham Town Clerk

Town of Bellingham Democrat						9/6/22
State Primary						
September 6, 2022						
Office & Candidates	P-1	P-2	P-3	P-4	P-5	Total

GOVERNOR						
Sonia Rosa Chang-Diaz	33	24	37	19	41	154
Maura Healey	219	278	280	193	169	1139
All Others	0	2	0	0	1	3
BLANKS	5	1	7	3	4	20
TOTAL	257	305	324	215	215	1316

LIEUTENANT GOVERNOR						
Kimberley Driscoll	119	143	157	103	107	629
Tami Gouveia	48	54	66	41	43	252
Eric P. Lesser	73	97	88	59	56	373
All Others	0	1	0	0	0	1
BLANKS	17	10	13	12	9	61
TOTAL	257	305	324	215	215	1316

ATTORNEY GENERAL						
Andrea Joy Campbell	106	117	111	78	83	495
Shannon Erika Liss-Riordan	101	137	128	86	80	532
Quentin Palfrey	41	44	73	44	46	248
All Others	0	0	0	0	0	0
BLANKS	9	7	12	7	6	41
TOTAL	257	305	324	215	215	1316

SECRETARY OF STATE						
William Francis Galvin	211	247	269	163	166	1056
Tanisha M. Sullivan	45	55	54	49	47	250
All Others	0	0	0	0	0	0
BLANKS	1	3	1	3	2	10
TOTAL	257	305	324	215	215	1316

TREASURER						
Deborah B. Goldberg	212	271	274	185	185	1127
All Others	1	0	0	1	0	2
BLANKS	44	34	50	29	30	187
TOTAL	257	305	324	215	215	1316

AUDITOR						
Christopher S. Dempsey	95	121	124	72	83	495
Diana DiZoglio	140	163	176	127	121	727
All Others	0	0	0	0	0	0
BLANKS	22	21	24	16	11	94
TOTAL	257	305	324	215	215	1316

REPRESENTATIVE IN CONGRESS						
Jake Auchincloss	220	270	274	188	188	1140
All Others	2	1	1	0	3	7
BLANKS	35	34	49	27	24	169
TOTAL	257	305	324	215	215	1316

Office & Candidates	P-1	P-2	P-3	P-4	P-5	Total

COUNCILLOR						

Robert L. Jubinville	198	257	257	176	177	1065
All Others	0	0	1	2	1	4
BLANKS	59	48	66	37	37	247
TOTAL	257	305	324	215	215	1316

SENATOR IN GENERAL COURT						

Rebecca L. Rausch	206	262	263	182	181	1094
All Others	0	0	1	0	0	1
BLANKS	51	43	60	33	34	221
TOTAL	257	305	324	215	215	1316

REPRESENTATIVE IN GENERAL COURT						

All Others	48	48	72	59	39	266
BLANKS	209	257	252	156	176	1050
TOTAL	257	305	324	215	215	1316

DISTRICT ATTORNEY						

Michael W. Morrissey	210	264	267	185	179	1105
All Others	0	1	2	0	1	4
BLANKS	47	40	55	30	35	207
TOTAL	257	305	324	215	215	1316

SHERIFF						

Patrick W. McDermott	203	262	265	183	174	1087
All Others	0	2	2	0	1	5
BLANKS	54	41	57	32	40	224
TOTAL	257	305	324	215	215	1316

COUNTY COMMISSIONER						

Peter H. Collins	95	117	131	88	109	540
Paul G. Yorkis	146	164	162	112	87	671
All Others	0	0	0	0	2	2
BLANKS	16	24	31	15	17	103
TOTAL	257	305	324	215	215	1316

A true record.						
ATTEST:						
Lawrence J. Sposato, Jr.						
Bellingham Town Clerk						

9/6/22

Republican

Town of Bellingham
 State Primary
 September 6, 2022

Office & Candidates	P-1	P-2	P-3	P-4	P-5	Total

GOVERNOR						
Jeff Diehl	71	92	102	81	83	429
Chris Doughty	94	122	100	140	102	558
All Others	1	0	0	0	6	7
BLANKS	1	0	1	1	1	4
TOTAL	167	214	203	222	192	998

LIEUTENANT GOVERNOR						
Deah V. Allen	54	84	85	85	72	380
Kate Campanale	103	114	108	127	107	559
All Others	0	0	2	0	0	2
BLANKS	10	16	8	10	13	57
TOTAL	167	214	203	222	192	998

ATTORNEY GENERAL						
James R. McMahon III	120	170	164	176	151	781
All Others	2	0	3	1	2	8
BLANKS	45	44	36	45	39	209
TOTAL	167	214	203	222	192	998

SECRETARY OF STATE						
Mayla Campbell	118	160	164	173	147	762
All Others	0	3	3	3	5	14
BLANKS	49	51	36	46	40	222
TOTAL	167	214	203	222	192	998

TREASURER						
All Others	12	26	17	22	21	98
BLANKS	155	188	186	200	171	900
TOTAL	167	214	203	222	192	998

AUDITOR						
Anthony Amore	116	157	160	173	144	750
All Others	1	1	2	1	2	7
BLANKS	50	56	41	48	46	241
TOTAL	167	214	203	222	192	998

REPRESENTATIVE IN CONGRESS						
All Others	18	21	27	33	27	126
BLANKS	149	193	176	189	165	872
TOTAL	167	214	203	222	192	998

COUNCILLOR						
All Others	11	31	39	22	26	129
BLANKS	156	183	164	200	166	869
TOTAL	167	214	203	222	192	998

Office & Candidates	P-1	P-2	P-3	P-4	P-5	Total

SENATOR IN GENERAL COURT						
Shawn C. Dooley	119	163	155	177	144	758
All Others	1	51	1	2	2	57
BLANKS	47	0	47	43	46	183
TOTAL	167	214	203	222	192	998

REPRESENTATIVE IN GENERAL COURT						
Micahel J. Soter	140	182	176	202	164	864
All Others	0	3	2	6	1	12
BLANKS	27	29	25	14	27	122
TOTAL	167	214	203	222	192	998

DISTRICT ATTORNEY						
All Others	6	14	13	14	14	61
BLANKS	161	200	190	208	178	937
TOTAL	167	214	203	222	192	998

SHERIFF						
All Others	9	12	20	14	13	68
BLANKS	158	202	183	208	179	930
TOTAL	167	214	203	222	192	998

COUNTY COMMISSIONER						
All Others	6	14	16	15	13	64
BLANKS	161	200	187	207	179	934
TOTAL	167	214	203	222	192	998

true record.						
TEST:						
<i>Lawrence J. Sposato, Jr.</i>						
Lawrence J. Sposato, Jr.						
Bellingham Town Clerk						

Town of Bellingham
State Election
November 8, 2022

11/21/22
10:27 AM
2

Office & Candidates	P-1	P-2	P-3	P-4	P-5	Total
GOVERNOR and LIEUTENANT GOVERNOR						
^.....						
DIEHL and ALLEN	547	673	671	629	594	3114
HEALEY and DRISCOLL	643	796	813	642	553	3447
REED and EVERETT	19	30	23	27	21	120
All Others	1	0	2	1	4	8
BLANKS	12	6	9	11	9	47
TOTAL	1222	1505	1518	1310	1181	6736
ATTORNEY GENERAL						
^.....						
ANDREA JOY CAMPBELL	615	728	770	605	539	3257
JAMES R McMAHON, III	578	736	716	674	619	3323
All others	2	0	0	0	3	5
BLANKS	27	41	32	31	20	151
TOTAL	1222	1505	1518	1310	1181	6736
SECRETARY OF STATE						
^.....						
WILLIAM FRANCIS GALVIN	723	867	916	705	635	3846
RAYLA CAMPBELL	459	595	564	557	505	2680
JUAN SANCHEZ	21	21	25	25	24	116
All Others	1	0	0	0	0	1
BLANKS	18	22	13	23	17	93
TOTAL	1222	1505	1518	1310	1181	6736
TREASURER						
^.....						
DEBORAH B. GOLDBERG	706	858	935	733	671	3903
CRISTINA CRAWFORD	355	439	421	383	358	1956
All Others	8	9	12	6	10	45
BLANKS	153	199	150	188	142	832
TOTAL	1222	1505	1518	1310	1181	6736

Office & Candidates	P-1	P-2	P-3	P-4	P-5	Total
AUDITOR						
A.....						
ANTHONY AMORE	551	687	686	634	590	3148
DINA DIZOGLIO	524	638	690	532	450	2834
GLORIA A CABALLERO-ROCA	26	24	22	23	34	129
DOMINIC GIANNONE, III	25	30	25	27	39	146
DANIEL RIEK	33	31	34	24	23	145
All Others	0	0	1	0	1	2
Blanks	63	95	60	70	44	332
TOTAL	1222	1505	1518	1310	1181	6736
REPRESENTATIVE IN CONGRESS- 4th District						
A.....						
JAKE AUCHINCLOSS	810	943	1006	817	751	4327
All Others	40	52	65	45	45	247
BLANKS	372	510	447	448	385	2162
TOTAL	1222	1505	1518	1310	1181	6736
COUNCILLOR - 2nd District						
A.....						
ROBERT L JUBINVILLE	585	713	741	587	530	3156
DASHE M VIDEIRA	558	675	686	623	593	3135
All Others	2	0	0	0	2	4
BLANKS	77	117	91	100	56	441
TOTAL	1222	1505	1518	1310	1181	6736
SENATOR IN GENERAL COURT - Norfolk, Worcester & Middlesex Districts						
A.....						
REBECCA L RAUSCH	577	694	711	549	499	3030
SHAWN C DOOLEY	611	768	774	721	661	3535
All Others	1	1	1	1	4	8
Blanks	33	42	32	39	17	163
TOTAL	1222	1505	1518	1310	1181	6736

Office & Candidates	P-1	P-2	P-3	P-4	P-5	Total
REPRESENTATIVE IN GENERAL COURT - 8th Worcester District						
MICHAEL J SOTER	905	1141	1155	1028	916	5145
All Others	38	19	25	20	30	132
Blanks	279	345	338	262	235	1459
TOTAL	1222	1505	1518	1310	1181	6736
DISTRICT ATTORNEY - Norfolk District						
MICHAEL W MORRISSEY	813	955	1037	848	774	4427
All Others	26	35	43	30	33	167
Blanks	383	515	438	432	374	2142
TOTAL	1222	1505	1518	1310	1181	6736
SHERIFF - Norfolk County						
PATRICK W McDERMOTT	815	941	1013	854	773	4396
All Others	19	28	44	27	28	146
BLANKS	388	536	461	429	380	2194
TOTAL	1222	1505	1518	1310	1181	6736
COUNTY COMMISSIONER - Norfolk County						
PETER H COLLINS	577	694	743	597	518	3129
MATTHEW J SHEEHAN	503	610	594	524	518	2749
All Others	1	1	7	1	3	13
Blanks	141	200	174	188	142	845
TOTAL	1222	1505	1518	1310	1181	6736
BLACKSTONE VALLEY SCHOOL COMMITTEE						
BELLINGHAM						
JOSEPH M HALL	838	1004	1069	899	826	4636
All Others	8	9	20	10	9	56
Blanks	376	492	429	401	346	2044
TOTAL	1222	1505	1518	1310	1181	6736

Office & Candidates		P-1	P-2	P-3	P-4	P-5	Total
BLACKSTONE VALLEY SCHOOL COMMITTEE							
BLACKSTONE							
JOSEPH A BRODERICK	759	891	960	833	741	4184	
All Others	8	8	17	10	8	51	
Blanks	455	606	541	467	432	2501	
TOTAL	1222	1505	1518	1310	1181	6736	
BLACKSTONE VALLEY SCHOOL COMMITTEE							
DOUGLAS							
MARK J POTTER	742	869	938	810	715	4074	
All Others	5	10	15	8	11	49	
Blanks	475	626	565	492	455	2613	
TOTAL	1222	1505	1518	1310	1181	6736	
BLACKSTONE VALLEY SCHOOL COMMITTEE							
GRAFTON							
ANTHONY M YITTS	695	826	884	764	689	3858	
All Others	8	5	12	9	7	41	
Blanks	519	674	622	537	485	2837	
TOTAL	1222	1505	1518	1310	1181	6736	
BLACKSTONE VALLEY SCHOOL COMMITTEE							
HOPEDALE							
MITCHELL A INTINARELLI	693	827	873	765	678	3836	
All Others	7	5	16	8	9	45	
Blanks	522	673	629	537	494	2855	
TOTAL	1222	1505	1518	1310	1181	6736	
							6736

Office & Candidates		P-1	P-2	P-3	P-4	P-5	Total
BLACKSTONE VALLEY SCHOOL COMMITTEE							
MENDON							
EDWARD D CRAY, III		670	803	863	740	664	3740
All Others		8	6	14	7	6	41
Blanks		544	696	641	563	511	2955
TOTAL		1222	1505	1518	1310	1181	6736
BLACKSTONE VALLEY SCHOOL COMMITTEE							
MILFORD							
PAUL J BRAZA		680	815	863	745	658	3761
All Others		9	6	14	7	8	44
Blanks		533	684	641	558	515	2931
TOTAL		1222	1505	1518	1310	1181	6736
BLACKSTONE VALLEY SCHOOL COMMITTEE							
MILLBURY							
CHESTER P HANRATTY, JR		456	547	594	485	454	2536
FRANK J PISCITELLI, III		246	316	300	270	251	1383
All Others		6	1	10	5	3	25
Blanks		514	641	614	550	473	2792
TOTAL		1222	1505	1518	1310	1181	6736
BLACKSTONE VALLEY SCHOOL COMMITTEE							
MILLVILLE							
GERALD M FINN		666	792	839	721	657	3675
All Others		8	6	13	8	8	43
Blanks		548	707	666	581	516	3018
TOTAL		1222	1505	1518	1310	1181	6736

Office & Candidates		P-1	P-2	P-3	P-4	P-5	Total
BLACKSTONE VALLEY SCHOOL COMMITTEE							
NORTHBRIDGE							
JEFF T KOOPMAN		663	798	846	719	658	3684
All Others		8	5	14	8	9	44
Blanks		551	702	658	583	514	3008
TOTAL		1222	1505	1518	1310	1181	6736

BLACKSTONE VALLEY SCHOOL COMMITTEE							
SUTTON							
All Others		125	157	169	141	160	752
Blanks		1097	1348	1349	1169	1021	5984
TOTAL		1222	1505	1518	1310	1181	6736

BLACKSTONE VALLEY SCHOOL COMMITTEE							
UPTON							
TYLER BARTLETT		653	779	833	702	648	3615
All Others		8	7	13	7	7	42
Blanks		561	719	672	601	526	3079
TOTAL		1222	1505	1518	1310	1181	6736

BLACKSTONE VALLEY SCHOOL COMMITTEE							
UXBRIDGE							
JAMES H EBBELING		661	786	836	709	655	3647
All Others		7	7	13	7	8	42
Blanks		554	712	669	594	518	3047
TOTAL		1222	1505	1518	1310	1181	6736

Office & Candidates	P-1	P-2	P-3	P-4	P-5	Total
QUESTION #1						
PROPOSED CONSTITUTIONAL AMENDMENT - 4% STATE INCOME TAX						
^						
YES	579	650	701	556	525	3011
NO	622	810	774	726	627	3559
BLANKS	21	45	43	28	29	166
TOTAL	1222	1505	1518	1310	1181	6736
QUESTION #2						
LAW PROPOSED BY INITIATIVE PETITION - DENTAL BENEFIT PLANS						
^						
YES	841	987	979	865	742	4414
NO	343	478	485	407	410	2123
BLANKS	38	40	54	38	29	199
TOTAL	1222	1505	1518	1310	1181	6736
QUESTION #3						
LAW PROPOSED BY INITIATIVE PETITION - LIQUOR LICENSE LIMITS						
^						
YES	510	564	588	518	422	2602
NO	672	875	872	749	719	3887
BLANKS	40	66	58	43	40	247
TOTAL	1222	1505	1518	1310	1181	6736
QUESTION #4						
REFERENDUM ON AN EXISTING LAW - DRIVER'S LICENSE						
^						
YES	501	614	625	497	408	2645
NO	693	860	848	781	746	3928
BLANKS	28	31	45	32	27	163
TOTAL	1222	1505	1518	1310	1181	6736
A true record.						
ATTEST:	<i>Lawrence J. Sposato, Jr.</i>					
	Lawrence Sposato					
	Bellingham Town Clerk					

Town of Bellingham

State Election

November 8, 2022

11/21/22

10:27 AM

Certified

Office & Candidates

P-1

P-2

P-3

P-4

P-5

Total

GOVERNOR and LIEUTENANT GOVERNOR

DIEHL and ALLEN	547	673	671	629	594	3114
HEALEY and DRISCOLL	643	796	813	642	553	3447
REED and EVERETT	19	30	23	27	21	120
All Others	1	0	2	1	4	8
BLANKS	13	7	7	11	9	47
TOTAL	1223	1506	1516	1310	1181	6736

ATTORNEY GENERAL

ANDREA JOY CAMPBELL	615	728	770	605	539	3257
JAMES R McMAHON, III	578	736	716	674	619	3323
All others	2	0	0	0	3	5
BLANKS	27	41	32	31	20	151
TOTAL	1222	1505	1518	1310	1181	6736

SECRETARY OF STATE

WILLIAM FRANCIS GALVIN	723	867	916	705	635	3846
RAYLA CAMPBELL	459	595	564	557	505	2680
JUAN SANCHEZ	21	21	25	25	24	116
All Others	1	0	0	0	0	1
BLANKS	18	22	12	23	18	93
TOTAL						6736

TREASURER

DEBORAH B. GOLDBERG	706	858	935	733	671	3903
CRISTINA CRAWFORD	355	439	421	383	358	1956
All Others	8	9	12	6	10	45
BLANKS	154	199	149	188	142	832
TOTAL						6736

Office & Candidates	P-1	P-2	P-3	P-4	P-5	Total
AUDITOR						
^						
ANTHONY AMORE	551	687	686	634	590	3148
DINA DIZOGLIO	524	638	690	532	450	2834
GLORIA A CABALLERO-ROCA	26	24	22	23	34	129
DOMINIC GIANNONE, III	25	30	25	27	39	146
DANIEL RIEK	33	31	34	24	23	145
All Others	0	0	1	0	1	2
Blanks	65	95	59	70	43	332
TOTAL						6736

REPRESENTATIVE IN CONGRESS- 4th District

^						
JAKE AUCHINCLOSS	810	943	1006	817	751	4327
All Others	40	52	65	45	45	247
BLANKS	373	509	447	448	385	2162
TOTAL						6736

COUNCILLOR - 2nd District

^						
ROBERT L JUBINVILLE	585	713	741	587	530	3156
DASHE M VIDEIRA	558	675	686	623	593	3135
All Others	2	0	0	0	2	4
BLANKS	77	117	90	100	57	441
TOTAL						6736

SENATOR IN GENERAL COURT - Norfolk, Worcester & Middlesex Districts

^						
REBECCA L RAUSCH	577	694	711	549	499	3030
SHAWN C DOOLEY	611	768	774	721	661	3535
All Others	1	1	1	1	4	8
Blanks	34	43	31	39	16	163
TOTAL						6736

Office & Candidates	P-1	P-2	P-3	P-4	P-5	Total
REPRESENTATIVE IN GENERAL COURT - 8th Worcester District						
MICHAEL J SOTER	905	1141	1155	1028	916	5145
All Others	38	19	25	20	30	132
Blanks	279	345	338	262	235	1459
TOTAL						6736
DISTRICT ATTORNEY - Norfolk District						
MICHAEL W MORRISSEY	813	955	1037	848	774	4427
All Others	26	35	43	30	33	167
Blanks	384	514	438	432	374	2142
TOTAL						6736
SHERIFF - Norfolk County						
PATRICK W McDERMOTT	815	941	1013	854	773	4396
All Others	19	28	44	27	28	146
BLANKS	389	536	461	428	380	2194
TOTAL						6736
COUNTY COMMISSIONER - Norfolk County						
PETER H COLLINS	577	694	743	597	518	3129
MATTHEW J SHEEHAN	503	610	594	524	518	2749
All Others	1	1	7	1	3	13
Blanks	142	200	174	187	142	845
TOTAL						6736
BLACKSTONE VALLEY SCHOOL COMMITTEE						
BELLINGHAM						
JOSEPH M HALL	838	1004	1069	899	826	4636
All Others	8	9	20	10	9	56
Blanks	376	492	429	401	346	2044
TOTAL						6736

Office & Candidates	P 1	P 2	P 3	P 4	P 5	Total
BLACKSTONE VALLEY SCHOOL COMMITTEE						
BLACKSTONE						
JOSEPH A BRODERICK	759	891	960	833	741	4184
All Others	8	8	17	10	8	51
Blanks	455	606	541	467	432	2501
TOTAL						6736

BLACKSTONE VALLEY SCHOOL COMMITTEE

DOUGLAS

MARK J POTTER	742	869	938	810	715	4074
All Others	5	10	15	8	11	49
Blanks	475	626	565	492	455	2613
TOTAL						6736

BLACKSTONE VALLEY SCHOOL COMMITTEE

GRAFTON

ANTHONY M YITTS	695	826	884	764	689	3858
All Others	8	5	12	9	7	41
Blanks	519	674	622	537	485	2837
TOTAL						6736

BLACKSTONE VALLEY SCHOOL COMMITTEE

HOPEDALE

MITCHELL A INTINARELLI	693	827	873	765	678	3836
All Others	7	5	16	8	9	45
Blanks	522	673	628	537	495	2855
TOTAL						6736

Office & Candidates	P-1	P-2	P-3	P-4	P-5	Total
BLACKSTONE VALLEY SCHOOL COMMITTEE						
MENDON						
EDWARD D CRAY, III	670	803	863	740	664	3740
All Others	8	6	14	7	6	41
Blanks	544	696	641	563	511	2955
TOTAL						6736
BLACKSTONE VALLEY SCHOOL COMMITTEE						
MILFORD						
PAUL J BRAZA	680	815	863	745	658	3761
All Others	9	6	14	7	8	44
Blanks	533	684	641	558	515	2931
TOTAL						6736
BLACKSTONE VALLEY SCHOOL COMMITTEE						
MILLBURY						
CHESTER P HANRATTY, JR	456	547	594	485	454	2536
FRANK J PISCITELLI, III	246	316	300	270	251	1383
All Others	6	1	10	5	3	25
Blanks	515	641	614	549	473	2792
TOTAL						6736
BLACKSTONE VALLEY SCHOOL COMMITTEE						
MILLVILLE						
GERALD M FINN	666	792	839	721	657	3675
All Others	8	6	13	8	8	43
Blanks	549	707	666	580	516	3018
TOTAL						6736

Office & Candidates	P-1	P-2	P-3	P-4	P-5	Total
BLACKSTONE VALLEY SCHOOL COMMITTEE						
NORTHBRIDGE						
JEFF T KOOPMAN	663	798	846	719	658	3684
All Others	8	5	14	8	9	44
Blanks	551	702	658	583	514	3008
TOTAL						6736

BLACKSTONE VALLEY SCHOOL COMMITTEE
SUTTON

All Others	125	157	169	141	160	752
Blanks	1097	1348	1349	1169	1021	5984
TOTAL						6736

BLACKSTONE VALLEY SCHOOL COMMITTEE
UPTON

TYLER BARTLETT	653	779	833	702	648	3615
All Others	8	7	13	7	7	42
Blanks	561	719	671	601	527	3079
TOTAL						6736

BLACKSTONE VALLEY SCHOOL COMMITTEE
UXBRIDGE

JAMES H EBBELING	661	786	836	709	655	3647
All Others	7	7	13	7	8	42
Blanks	554	712	668	594	519	3047
TOTAL						6736

QUESTION #1

PROPOSED CONSTITUTIONAL AMENDMENT - 4% STATE INCOME TAX

YES	579	650	701	556	525	3011
NO	622	810	774	726	627	3559
BLANKS	21	45	42	28	30	166
TOTAL						6736

Office & Candidates	P-1	P-2	P-3	P-4	P-5	Total
QUESTION #2						
LAW PROPOSED BY INITIATIVE PETITION - DENTAL BENEFIT PLANS						
YES	841	987	979	865	742	4414
NO	343	478	485	407	410	2123
BLANKS	38	40	53	38	30	199
TOTAL						6736

QUESTION #3						
LAW PROPOSED BY INITIATIVE PETITION - LIQUOR LICENSE LIMITS						
YES	510	564	588	518	422	2602
NO	672	875	872	749	719	3887
BLANKS	40	66	58	43	40	247
TOTAL						6736

QUESTION #4						
REFERENDUM ON AN EXISTING LAW - DRIVER'S LICENSE						
YES	501	614	625	497	408	2645
NO	693	860	848	781	746	3928
BLANKS	28	31	44	32	28	163
TOTAL						6736

A true record.

ATTEST:

Lawrence J. Sposato, Jr.
Lawrence Sposato

Bellingham Town Clerk



TOWN OF BELLINGHAM

OFFICE OF
TOWN CLERK

Bellingham Municipal Center
10 Mechanic Street
Bellingham, MA 02019

Tel: 508-657-2830
Fax: 508-657-2832

Town Clerk
Lawrence J. Sposato, Jr.

ANNUAL TOWN MEETING

MAY 25, 2022

At 7:30 PM

I hereby certify that the following pages, 1 through 32,
inclusive, are a true record of the motions adopted by
voters of the Town of Bellingham, at the Annual Spring
Town Meeting convened on Wednesday, May 25, 2022
at 7:30 PM.

(Total number of registered voters in attendance: 421)

A true copy.

ATTEST:

Lawrence J. Sposato Jr.
Lawrence J. Sposato, Jr.

Bellingham Town Clerk

**REPORT AND RECOMMENDATIONS
OF THE
FINANCE COMMITTEE**

**COMMONWEALTH OF MASSACHUSETTS
TOWN OF BELLINGHAM**



ANNUAL TOWN MEETING
Wednesday, May 25, 2022
7:30 p.m.

BELLINGHAM HIGH SCHOOL

Town of Bellingham
Annual Town Meeting
May 25, 2022

Table of Contents	Page Number
Town Officials / Board and Committee Members	1
Town Meeting Glossary	2
Article Number and Description	3
Article 1 – Operating Expenses and Salaries	16
Article 2 – Trash Enterprise	16
Article 3 – Water Enterprise	16
Article 4 – Sewer Enterprise	17
Article 5 – Stormwater Enterprise	17
Article 6 – Conveyances and Easements	17
Article 7 – Purchase of Surplus Equipment	18
Article 8 – Town Property Auction	18
Article 9 – Highway Construction	18
Article 10 – Amend FY2022 Annual Operating Budget	19
Article 11 – Amend FY2022 Trash Enterprise Budget	19
Article 12 – Amend FY2022 Water Enterprise Budget	19
Article 13 – Amend FY2022 Sewer Enterprise Budget	20
Article 14 – Amend FY2022 Stormwater Enterprise Budget	20
Article 15 – Capital Outlay (Expenditures \$50,000 & Over)	21
Article 16 – Non-Capital Outlay (Expenditures of Less Than \$50,000)	21
Article 17 – Hartford Avenue Zoning Change	23
Article 18 – Marijuana Uses Overlay District	26
Article 19 – Deed In Lieu of Foreclosure	26
Article 20 – Deed In Lieu of Foreclosure	27
Article 21 – Acceptance of Roger Street as Public Way	27
Article 22 – Stallbrook Easement Acquisition	28
Article 23 – Amend General Bylaws Chapter 71-6 Revolving Fund	28
Article 24 – Transfer to Stabilization Fund	29
Article 25 – Transfer to Capital Investment Trust Fund	29
Article 26 – Transfer to Group Insurance Trust Fund	29
Article 27 – Unpaid Bills	29

1	2	3	4	5	6	7	8	9	10	11	12	13	14	15	16	17	18	19	20	21	22	23	24	25	26	27	28	29	30	31	32	33	34	35	36	37	38	39	40	41	42	43	44	45	46	47	48	49	50	51	52	53	54	55	56	57	58	59	60	61	62	63	64	65	66	67	68	69	70	71	72	73	74	75	76	77	78	79	80	81	82	83	84	85	86	87	88	89	90	91	92	93	94	95	96	97	98	99	100	101	102	103	104	105	106	107	108	109	110	111	112	113	114	115	116	117	118	119	120	121	122	123	124	125	126	127	128	129	130	131	132	133	134	135	136	137	138	139	140	141	142	143	144	145	146	147	148	149	150	151	152	153	154	155	156	157	158	159	160	161	162	163	164	165	166	167	168	169	170	171	172	173	174	175	176	177	178	179	180	181	182	183	184	185	186	187	188	189	190	191	192	193	194	195	196	197	198	199	200	201	202	203	204	205	206	207	208	209	210	211	212	213	214	215	216	217	218	219	220	221	222	223	224	225	226	227	228	229	230	231	232	233	234	235	236	237	238	239	240	241	242	243	244	245	246	247	248	249	250	251	252	253	254	255	256	257	258	259	260	261	262	263	264	265	266	267	268	269	270	271	272	273	274	275	276	277	278	279	280	281	282	283	284	285	286	287	288	289	290	291	292	293	294	295	296	297	298	299	300	301	302	303	304	305	306	307	308	309	310	311	312	313	314	315	316	317	318	319	320	321	322	323	324	325	326	327	328	329	330	331	332	333	334	335	336	337	338	339	340	341	342	343	344	345	346	347	348	349	350	351	352	353	354	355	356	357	358	359	360	361	362	363	364	365	366	367	368	369	370	371	372	373	374	375	376	377	378	379	380	381	382	383	384	385	386	387	388	389	390	391	392	393	394	395	396	397	398	399	400	401	402	403	404	405	406	407	408	409	410	411	412	413	414	415	416	417	418	419	420	421	422	423	424	425	426	427	428	429	430	431	432	433	434	435	436	437	438	439	440	441	442	443	444	445	446	447	448	449	450	451	452	453	454	455	456	457	458	459	460	461	462	463	464	465	466	467	468	469	470	471	472	473	474	475	476	477	478	479	480	481	482	483	484	485	486	487	488	489	490	491	492	493	494	495	496	497	498	499	500	501	502	503	504	505	506	507	508	509	510	511	512	513	514	515	516	517	518	519	520	521	522	523	524	525	526	527	528	529	530	531	532	533	534	535	536	537	538	539	540	541	542	543	544	545	546	547	548	549	550	551	552	553	554	555	556	557	558	559	560	561	562	563	564	565	566	567	568	569	570	571	572	573	574	575	576	577	578	579	580	581	582	583	584	585	586	587	588	589	590	591	592	593	594	595	596	597	598	599	600	601	602	603	604	605	606	607	608	609	610	611	612	613	614	615	616	617	618	619	620	621	622	623	624	625	626	627	628	629	630	631	632	633	634	635	636	637	638	639	640	641	642	643	644	645	646	647	648	649	650	651	652	653	654	655	656	657	658	659	660	661	662	663	664	665	666	667	668	669	670	671	672	673	674	675	676	677	678	679	680	681	682	683	684	685	686	687	688	689	690	691	692	693	694	695	696	697	698	699	700	701	702	703	704	705	706	707	708	709	710	711	712	713	714	715	716	717	718	719	720	721	722	723	724	725	726	727	728	729	730	731	732	733	734	735	736	737	738	739	740	741	742	743	744	745	746	747	748	749	750	751	752	753	754	755	756	757	758	759	760	761	762	763	764	765	766	767	768	769	770	771	772	773	774	775	776	777	778	779	780	781	782	783	784	785	786	787	788	789	790	791	792	793	794	795	796	797	798	799	800	801	802	803	804	805	806	807	808	809	810	811	812	813	814	815	816	817	818	819	820	821	822	823	824	825	826	827	828	829	830	831	832	833	834	835	836	837	838	839	840	841	842	843	844	845	846	847	848	849	850	851	852	853	854	855	856	857	858	859	860	861	862	863	864	865	866	867	868	869	870	871	872	873	874	875	876	877	878	879	880	881	882	883	884	885	886	887	888	889	890	891	892	893	894	895	896	897	898	899	900	901	902	903	904	905	906	907	908	909	910	911	912	913	914	915	916	917	918	919	920	921	922	923	924	925	926	927	928	929	930	931	932	933	934	935	936	937	938	939	940	941	942	943	944	945	946	947	948	949	950	951	952	953	954	955	956	957	958	959	960	961	962	963	964	965	966	967	968	969	970	971	972	973	974	975	976	977	978	979	980	981	982	983	984	985	986	987	988	989	990	991	992	993	994	995	996	997	998	999	1000	1001	1002	1003	1004	1005	1006	1007	1008	1009	1010	1011	1012	1013	1014	1015	1016	1017	1018	1019	1020	1021	1022	1023	1024	1025	1026	1027	1028	1029	1030	1031	1032	1033	1034	1035	1036	1037	1038	1039	1040	1041	1042	1043	1044	1045	1046	1047	1048	1049	1050	1051	1052	1053	1054	1055	1056	1057	1058	1059	1060	1061	1062	1063	1064	1065	1066	1067	1068	1069	1070	1071	1072	1073	1074	1075	1076	1077	1078	1079	1080	1081	1082	1083	1084	1085	1086	1087	1088	1089	1090	1091	1092	1093	1094	1095	1096	1097	1098	1099	1100	1101	1102	1103	1104	1105	1106	1107	1108	1109	1110	1111	1112	1113	1114	1115	1116	1117	1118	1119	1120	1121	1122	1123	1124	1125	1126	1127	1128	1129	1130	1131	1132	1133	1134	1135	1136	1137	1138	1139	1140	1141	1142	1143	1144	1145	1146	1147	1148	1149	1150	1151	1152	1153	1154	1155	1156	1157	1158	1159	1160	1161	1162	1163	1164	1165	1166	1167	1168	1169	1170	1171	1172	1173	1174	1175	1176	1177	1178	1179	1180	1181	1182	1183	1184	1185	1186	1187	1188	1189	1190	1191	1192	1193	1194	1195	1196	1197	1198	1199	1200	1201	1202	1203	1204	1205	1206	1207	1208	1209	1210	1211	1212	1213	1214	1215	1216	1217	1218	1219	1220	1221	1222	1223	1224	1225	1226	1227	1228	1229	1230	1231	1232	1233	1234	1235	1236	1237	1238	1239	1240	1241	1242	1243	1244	1245	1246	1247	1248	1249	1250	1251	1252	1253	1254	1255	1256	1257	1258	1259	1260	1261	1262	1263	1264	1265	1266	1267	1268	1269	1270	1271	1272	1273	1274	1275	1276	1277	1278	1279	1280	1281	1282	1283	1284	1285	1286	1287	1288	1289	1290	1291	1292	1293	1294	1295	1296	1297	1298	1299	1300	1301	1302	1303	1304	1305	1306	1307	1308	1309	1310	1311	1312	1313	1314	1315	1316	1317	1318	1319	1320	1321	1322	1323	1324	1325	1326	1327	1328	1329	1330	1331	1332	1333	1334	1335	1336	1337	1338	1339	1340	1341	1342	1343	1344	1345	1346	1347	1348	1349	1350	1351	1352	1353	1354	1355	1356	1357	1358	1359	1360	1361	1362	1363	1364	1365	1366	1367	1368	1369	1370	1371	1372	1373	1374	1375	1376	1377	1378	1379	1380	1381	1382	1383	1384	1385	1386	1387	1388	1389	1390	1391	1392	1393	1394	1395	1396	1397	1398	1399	1400	1401	1402	1403	1404	1405	1406	1407	1408	1409	1410	1411	1412	1413	1414	1415	1416	1417	1418	1419	1420	1421	1422	1423	1424	1425	1426	1427	1428	1429	1430	1431	1432	1433	1434	1435	1436	1437	1438	1439	1440	1441	1442	1443	1444	1445	1446	1447	1448	1449	1450	1451	1452	1453	1454	1455	1456	1457	1458	1459	1460	1461	1462	1463	1464	1465	1466	1467	1468	1469	1470	1471	1472	1473	1474	1475	1476	1477	1478	1479	1480	1481	1482	1483	1484	1485	1486	1487	1488	1489	1490	1491
---	---	---	---	---	---	---	---	---	----	----	----	----	----	----	----	----	----	----	----	----	----	----	----	----	----	----	----	----	----	----	----	----	----	----	----	----	----	----	----	----	----	----	----	----	----	----	----	----	----	----	----	----	----	----	----	----	----	----	----	----	----	----	----	----	----	----	----	----	----	----	----	----	----	----	----	----	----	----	----	----	----	----	----	----	----	----	----	----	----	----	----	----	----	----	----	----	----	----	-----	-----	-----	-----	-----	-----	-----	-----	-----	-----	-----	-----	-----	-----	-----	-----	-----	-----	-----	-----	-----	-----	-----	-----	-----	-----	-----	-----	-----	-----	-----	-----	-----	-----	-----	-----	-----	-----	-----	-----	-----	-----	-----	-----	-----	-----	-----	-----	-----	-----	-----	-----	-----	-----	-----	-----	-----	-----	-----	-----	-----	-----	-----	-----	-----	-----	-----	-----	-----	-----	-----	-----	-----	-----	-----	-----	-----	-----	-----	-----	-----	-----	-----	-----	-----	-----	-----	-----	-----	-----	-----	-----	-----	-----	-----	-----	-----	-----	-----	-----	-----	-----	-----	-----	-----	-----	-----	-----	-----	-----	-----	-----	-----	-----	-----	-----	-----	-----	-----	-----	-----	-----	-----	-----	-----	-----	-----	-----	-----	-----	-----	-----	-----	-----	-----	-----	-----	-----	-----	-----	-----	-----	-----	-----	-----	-----	-----	-----	-----	-----	-----	-----	-----	-----	-----	-----	-----	-----	-----	-----	-----	-----	-----	-----	-----	-----	-----	-----	-----	-----	-----	-----	-----	-----	-----	-----	-----	-----	-----	-----	-----	-----	-----	-----	-----	-----	-----	-----	-----	-----	-----	-----	-----	-----	-----	-----	-----	-----	-----	-----	-----	-----	-----	-----	-----	-----	-----	-----	-----	-----	-----	-----	-----	-----	-----	-----	-----	-----	-----	-----	-----	-----	-----	-----	-----	-----	-----	-----	-----	-----	-----	-----	-----	-----	-----	-----	-----	-----	-----	-----	-----	-----	-----	-----	-----	-----	-----	-----	-----	-----	-----	-----	-----	-----	-----	-----	-----	-----	-----	-----	-----	-----	-----	-----	-----	-----	-----	-----	-----	-----	-----	-----	-----	-----	-----	-----	-----	-----	-----	-----	-----	-----	-----	-----	-----	-----	-----	-----	-----	-----	-----	-----	-----	-----	-----	-----	-----	-----	-----	-----	-----	-----	-----	-----	-----	-----	-----	-----	-----	-----	-----	-----	-----	-----	-----	-----	-----	-----	-----	-----	-----	-----	-----	-----	-----	-----	-----	-----	-----	-----	-----	-----	-----	-----	-----	-----	-----	-----	-----	-----	-----	-----	-----	-----	-----	-----	-----	-----	-----	-----	-----	-----	-----	-----	-----	-----	-----	-----	-----	-----	-----	-----	-----	-----	-----	-----	-----	-----	-----	-----	-----	-----	-----	-----	-----	-----	-----	-----	-----	-----	-----	-----	-----	-----	-----	-----	-----	-----	-----	-----	-----	-----	-----	-----	-----	-----	-----	-----	-----	-----	-----	-----	-----	-----	-----	-----	-----	-----	-----	-----	-----	-----	-----	-----	-----	-----	-----	-----	-----	-----	-----	-----	-----	-----	-----	-----	-----	-----	-----	-----	-----	-----	-----	-----	-----	-----	-----	-----	-----	-----	-----	-----	-----	-----	-----	-----	-----	-----	-----	-----	-----	-----	-----	-----	-----	-----	-----	-----	-----	-----	-----	-----	-----	-----	-----	-----	-----	-----	-----	-----	-----	-----	-----	-----	-----	-----	-----	-----	-----	-----	-----	-----	-----	-----	-----	-----	-----	-----	-----	-----	-----	-----	-----	-----	-----	-----	-----	-----	-----	-----	-----	-----	-----	-----	-----	-----	-----	-----	-----	-----	-----	-----	-----	-----	-----	-----	-----	-----	-----	-----	-----	-----	-----	-----	-----	-----	-----	-----	-----	-----	-----	-----	-----	-----	-----	-----	-----	-----	-----	-----	-----	-----	-----	-----	-----	-----	-----	-----	-----	-----	-----	-----	-----	-----	-----	-----	-----	-----	-----	-----	-----	-----	-----	-----	-----	-----	-----	-----	-----	-----	-----	-----	-----	-----	-----	-----	-----	-----	-----	-----	-----	-----	-----	-----	-----	-----	-----	-----	-----	-----	-----	-----	-----	-----	-----	-----	-----	-----	-----	-----	-----	-----	-----	-----	-----	-----	-----	-----	-----	-----	-----	-----	-----	-----	-----	-----	-----	-----	-----	-----	-----	-----	-----	-----	-----	-----	-----	-----	-----	-----	-----	-----	-----	-----	-----	-----	-----	-----	-----	-----	-----	-----	-----	-----	-----	-----	-----	-----	-----	-----	-----	-----	-----	-----	-----	-----	-----	-----	-----	-----	-----	-----	-----	-----	-----	-----	-----	-----	-----	-----	-----	-----	-----	-----	-----	-----	-----	-----	-----	-----	-----	-----	-----	-----	-----	-----	-----	-----	-----	-----	-----	-----	-----	-----	-----	-----	-----	-----	-----	-----	-----	-----	-----	-----	-----	-----	-----	-----	-----	-----	-----	-----	-----	-----	-----	-----	-----	-----	-----	-----	-----	-----	-----	-----	-----	-----	-----	-----	-----	-----	-----	-----	-----	-----	-----	-----	-----	-----	-----	-----	-----	-----	-----	-----	-----	-----	-----	-----	-----	-----	-----	-----	-----	-----	-----	-----	-----	-----	-----	-----	-----	-----	-----	-----	-----	-----	-----	-----	-----	-----	-----	-----	-----	-----	-----	-----	-----	-----	-----	-----	-----	-----	-----	-----	-----	-----	-----	-----	-----	-----	-----	-----	-----	-----	-----	-----	-----	-----	-----	-----	-----	-----	-----	-----	-----	-----	-----	-----	-----	-----	-----	-----	-----	-----	-----	-----	-----	-----	-----	-----	-----	-----	-----	-----	-----	-----	-----	-----	-----	-----	-----	-----	-----	-----	-----	-----	-----	-----	-----	-----	-----	-----	-----	-----	-----	-----	-----	-----	-----	-----	-----	-----	-----	-----	-----	-----	-----	-----	-----	-----	-----	-----	-----	-----	-----	-----	-----	-----	-----	-----	-----	-----	-----	-----	-----	-----	-----	-----	-----	-----	-----	-----	-----	-----	-----	-----	-----	-----	-----	-----	-----	-----	-----	-----	-----	-----	-----	-----	-----	-----	------	------	------	------	------	------	------	------	------	------	------	------	------	------	------	------	------	------	------	------	------	------	------	------	------	------	------	------	------	------	------	------	------	------	------	------	------	------	------	------	------	------	------	------	------	------	------	------	------	------	------	------	------	------	------	------	------	------	------	------	------	------	------	------	------	------	------	------	------	------	------	------	------	------	------	------	------	------	------	------	------	------	------	------	------	------	------	------	------	------	------	------	------	------	------	------	------	------	------	------	------	------	------	------	------	------	------	------	------	------	------	------	------	------	------	------	------	------	------	------	------	------	------	------	------	------	------	------	------	------	------	------	------	------	------	------	------	------	------	------	------	------	------	------	------	------	------	------	------	------	------	------	------	------	------	------	------	------	------	------	------	------	------	------	------	------	------	------	------	------	------	------	------	------	------	------	------	------	------	------	------	------	------	------	------	------	------	------	------	------	------	------	------	------	------	------	------	------	------	------	------	------	------	------	------	------	------	------	------	------	------	------	------	------	------	------	------	------	------	------	------	------	------	------	------	------	------	------	------	------	------	------	------	------	------	------	------	------	------	------	------	------	------	------	------	------	------	------	------	------	------	------	------	------	------	------	------	------	------	------	------	------	------	------	------	------	------	------	------	------	------	------	------	------	------	------	------	------	------	------	------	------	------	------	------	------	------	------	------	------	------	------	------	------	------	------	------	------	------	------	------	------	------	------	------	------	------	------	------	------	------	------	------	------	------	------	------	------	------	------	------	------	------	------	------	------	------	------	------	------	------	------	------	------	------	------	------	------	------	------	------	------	------	------	------	------	------	------	------	------	------	------	------	------	------	------	------	------	------	------	------	------	------	------	------	------	------	------	------	------	------	------	------	------	------	------	------	------	------	------	------	------	------	------	------	------	------	------	------	------	------	------	------	------	------	------	------	------	------	------	------	------	------	------	------	------	------	------	------	------	------	------	------	------	------	------	------	------	------	------	------	------	------	------	------	------	------	------	------	------	------	------	------	------	------	------	------	------	------	------	------	------	------	------	------	------	------	------	------	------	------	------	------	------	------	------	------	------	------	------	------	------	------	------	------	------	------	------	------	------	------	------	------	------	------	------	------	------	------	------	------	------	------	------	------	------	------	------	------	------	------	------

FINANCE COMMITTEE

John Allam, Chairman
Joseph E. Collamati, Jr., Vice Chairman
Joyce Flannery
Kevin Keppler
Jennifer Kuzmeskas
Jack McCarthy
Adam Thorell
Tina M. Griffin, Clerk

CAPITAL IMPROVEMENTS COMMITTEE

Roland A. Lavalley, Chairman
Joseph E. Collamati, Jr.
Kelly Hogan-Grant
Jennifer Kuzmeskas
Tina M. Griffin, Clerk

MODERATOR

Michael Carr

TOWN CLERK

Lawrence J. Sposato, Jr.

BOARD OF SELECTMEN

Cynthia L. McNulty, Chairwoman
Donald F. Martinis, Vice Chairman
Michael J. Connor
Kelly Hogan-Grant
Sahan Sahin
Hilarie Allie, Administrative Assistant

SCHOOL COMMITTEE

Michael J. Reed, Jr., Chairman
Jennifer L. Altomonte, Vice Chairwoman
Lori A. Columbo
Mark J. Flannery
Erik Ormberg

CHIEF FINANCIAL OFFICER

Mary MacKinnon

TOWN ADMINISTRATOR

Denis C. Fraine

Printed by Alternative Printing-Bellingham High School

TOWN MEETING GLOSSARY

CHERRY SHEET

A financial statement from the State that itemizes State aid and assessments to the Town.

ENTERPRISE FUND

A fund where expenditures are restricted for operating, capital and debt costs of a particular service (such as water, sewer, trash and stormwater). It allows a community to recover the total costs of a service through user fees or the user fees may be supplemented by taxation. The budget for an enterprise fund is not autonomous, it must be voted annually at Town Meeting. An enterprise fund balance can be carried over from year to year.

FISCAL YEAR

The Town operates on a fiscal year that begins on July 1 and ends on June 30.

FREE CASH

Funds certified by the state as appropriated in previous years but not expended. It can result from higher than anticipated revenue and/or lower than anticipated expenditures.

OVERLAY RESERVE A Board of Assessors fund used to cover tax abatements and statutory exemptions.

RESERVE FUND

A Finance Committee fund used for extraordinary and unforeseen expenditures during the year.

REVOLVING FUND

A fund created to allow specific programs to use fees collected to defray the expenses of the program. A revolving fund does not have to be appropriated each year.

COMMONWEALTH OF MASSACHUSETTS
TOWN OF BELLINGHAM
WARRANT FOR ANNUAL TOWN MEETING

Norfolk, ss:

To either of the Constables of the Town of Bellingham, in the County of Norfolk;

GREETINGS:

In the name of the Commonwealth of Massachusetts, you are hereby directed to notify and warn the inhabitants of said Town, qualified to vote in elections and in Town affairs to meet at the:

BELLINGHAM HIGH SCHOOL

At 60 Blackstone Street in said Bellingham, on Wednesday, the twenty-fifth day of May 2022, at 7:30 p.m., then and there to act on the following articles:

ARTICLE 1. FY2023 OPERATING BUDGET

To see what sums the Town will vote to raise and appropriate by taxation, by transfer from available funds, and/or otherwise for the following purposes, to include determining the expenses and salaries of the various elected and appointed Town Officers for the period commencing July 1, 2022 through June 30, 2023, or act to do anything in relation thereto.

1. All travel expenses are paid at the rate of 58.5 cents per mile. No travel expenses shall be paid except upon receipt of vouchers showing dates, expenses incurred and the number of miles traveled.
2. Salaries under negotiation have been level funded.
3. All dollar amounts listed have been rounded to the nearest whole dollar.

Account Description	Actual FY2020	Actual FY2021	Budget FY2022	Department Head Requested FY2023	Board of Selectmen Recommended FY2023	% Change FinCom vs. FY2022 budget	Finance Committee's Recommendations FY2023
114 TOWN MEETING MODERATOR							
Elected/Appointed Salaries	\$0	\$0	\$0	\$0	\$0	0.00%	\$0
Expenses	\$0	\$0	\$350	\$350	\$350	0.00%	\$350
Total 114	\$0	\$0	\$350	\$350	\$350	0.00%	\$350
122 SELECTMEN							
Elected/Appointed Salaries	\$10,187	\$9,975	\$12,900	\$12,900	\$12,900	0.00%	\$12,900
Salaries	\$53,060	\$54,389	\$56,663	\$56,663	\$58,363	3.00%	\$58,363
Expenses	\$38,275	\$51,618	\$49,206	\$79,256	\$79,256	61.07%	\$79,256
Total 122	\$101,522	\$115,982	\$118,769	\$148,819	\$150,519	26.73%	\$150,519
123 TOWN ADMINISTRATOR							
Salaries/Clerical Support	\$187,040	\$194,047	\$201,325	\$208,230	\$209,169	3.90%	\$209,169
Expenses	\$2,331	\$2,018	\$3,012	\$3,012	\$3,012	0.00%	\$3,012
Total 123	\$189,371	\$196,065	\$204,337	\$211,242	\$212,181	3.84%	\$212,181
131 FINANCE COMMITTEE							
Salaries	\$3,820	\$3,820	\$3,820	\$3,820	\$3,820	0.00%	\$3,820
Expenses	\$1,414	\$1,031	\$1,575	\$1,575	\$1,575	0.00%	\$1,575
Total 131	\$5,234	\$4,851	\$5,395	\$5,395	\$5,395	0.00%	\$5,395

Account Description	Actual FY2020	Actual FY2021	Budget FY2022	Department Head Requested FY2023	Board of Selectmen Recommended FY2023	% Change FinCom vs. FY2022 budget	Finance Committee's Recommendations FY2023
132 RESERVE FUND							
Expenses	\$0	\$0	\$50,000	\$50,000	\$50,000	0.00%	\$50,000
Total 132	\$0	\$0	\$50,000	\$50,000	\$50,000	0.00%	\$50,000
135 CHIEF FINANCIAL OFFICER							
Salaries	\$234,831	\$242,212	\$262,416	\$267,444	\$267,444	1.92%	\$267,444
Expenses	\$70,874	\$77,895	\$92,408	\$95,185	\$95,185	3.01%	\$95,185
Total 135	\$305,705	\$320,107	\$354,824	\$362,629	\$362,629	2.20%	\$362,629
137 ASSESSORS							
Elected/Appointed Salaries	\$2,400	\$2,500	\$3,600	\$3,600	\$3,600	0.00%	\$3,600
Salaries	\$144,463	\$143,240	\$168,892	\$169,002	\$169,002	0.07%	\$169,002
Expenses	\$8,367	\$31,997	\$63,600	\$68,240	\$68,240	7.30%	\$68,240
Total 137	\$155,230	\$177,737	\$236,092	\$240,842	\$240,842	2.01%	\$240,842
142 ASSESSORS REVALUATION							
Expenses	\$13,950	\$13,264	\$30,910	\$25,000	\$25,000	-19.12%	\$25,000
Total 142	\$13,950	\$13,264	\$30,910	\$25,000	\$25,000	-19.12%	\$25,000
145 TREASURER/COLLECTOR							
Salaries	\$231,664	\$237,456	\$255,650	\$260,601	\$260,601	1.94%	\$260,601
Expenses	\$67,524	\$64,821	\$79,775	\$92,065	\$92,065	15.41%	\$92,065
Total 145	\$299,188	\$302,277	\$335,425	\$352,666	\$352,666	5.14%	\$352,666
151 TOWN COUNSEL							
Expenses	\$92,604	\$101,314	\$100,000	\$100,000	\$100,000	0.00%	\$100,000
Total 151	\$92,604	\$101,314	\$100,000	\$100,000	\$100,000	0.00%	\$100,000
152 HUMAN RESOURCES							
Salaries	\$101,375	\$107,689	\$108,407	\$108,482	\$111,397	2.76%	\$111,397
Expenses	\$2,505	\$11,020	\$13,161	\$23,161	\$23,161	75.98%	\$23,161
Total 152	\$103,880	\$118,709	\$121,568	\$131,643	\$134,558	10.69%	\$134,558

Account Description	Actual FY2020	Actual FY2021	Budget FY2022	Department Head Requested FY2023	Board of Selectmen Recommended FY2023	% Change FinCom vs. FY2022 budget	Finance Committee's Recommendations FY2023
154 MANAGEMENT INFORMATION SYSTEMS							
Salaries	\$158,346	\$166,322	\$176,410	\$186,535	\$186,535	5.74%	\$186,535
Expenses	\$275,036	\$307,261	\$358,620	\$364,600	\$364,600	1.67%	\$364,600
Total 154	\$433,382	\$473,583	\$535,030	\$551,135	\$551,135	3.01%	\$551,135
156 TAX TITLE FORECLOSURE							
Expenses	\$14,606	\$24,600	\$55,000	\$55,000	\$55,000	0.00%	\$55,000
Total 156	\$14,606	\$24,600	\$55,000	\$55,000	\$55,000	0.00%	\$55,000
161 TOWN CLERK							
Elected/Appointed Salaries	\$65,000	\$69,001	\$74,000	\$76,220	\$76,220	3.00%	\$76,220
Salaries	\$45,547	\$49,858	\$53,333	\$53,844	\$53,844	0.96%	\$53,844
Expenses	\$6,054	\$6,994	\$15,300	\$14,800	\$14,800	-3.27%	\$14,800
Total 161	\$116,601	\$125,853	\$142,633	\$144,864	\$144,864	1.56%	\$144,864
162 ELECTIONS							
Salaries	\$33,069	\$36,515	\$30,100	\$81,600	\$81,600	171.10%	\$81,600
Expenses	\$6,867	\$22,234	\$17,000	\$26,000	\$26,000	52.94%	\$26,000
Total 162	\$39,936	\$58,749	\$47,100	\$107,600	\$107,600	128.45%	\$107,600
163 REGISTRATION							
Salaries	\$1,400	\$0	\$0	\$0	\$0	0.00%	\$0
Expenses	\$8,077	\$0	\$0	\$0	\$0	0.00%	\$0
Total 163	\$9,477	\$0	\$0	\$0	\$0	0.00%	\$0
171 CONSERVATION COMMISSION							
Elected/Appointed Salaries	\$7,000	\$6,917	\$7,000	\$7,000	\$7,000	0.00%	\$7,000
Salaries	\$43,297	\$44,732	\$50,251	\$50,300	\$50,300	0.10%	\$50,300
Expenses	\$6,057	\$9,503	\$14,041	\$11,196	\$11,196	-20.26%	\$11,196
Total 171	\$56,354	\$61,152	\$71,292	\$68,496	\$68,496	-3.92%	\$68,496

Account Description	Actual FY2020	Actual FY2021	Budget FY2022	Department Head Requested FY2023	Board of Selectmen Recommended FY2023	% Change FinCom vs. FY2022 budget	Finance Committee's Recommendations FY2023
172 PLANNING BOARD							
Elected/Appointed Salaries	\$5,000	\$5,000	\$5,000	\$5,000	\$5,000	0.00%	\$5,000
Expenses	\$101,856	\$111,707	\$122,919	\$131,300	\$131,300	6.82%	\$131,300
Total 172	\$1,240	\$2,175	\$4,350	\$4,350	\$4,350	0.00%	\$4,350
	\$108,096	\$118,882	\$132,269	\$140,650	\$140,650	6.34%	\$140,650
173 ZONING BOARD OF APPEALS							
Salaries							
Expenses	\$6,376	\$7,275	\$7,500	\$7,500	\$7,500	0.00%	\$7,500
Total 173	\$254	\$948	\$1,100	\$1,100	\$1,100	0.00%	\$1,100
	\$6,630	\$8,223	\$8,600	\$8,600	\$8,600	0.00%	\$8,600
183 DISABILITY COMMISSION							
Salaries	\$0	\$0	\$500	\$500	\$500	0.00%	\$500
Expenses	\$0	\$0	\$20,001	\$20,001	\$20,001	100.00%	\$20,001
Total 183	\$0	\$0	\$20,501	\$20,501	\$20,501	0.00%	\$20,501
189 PUBLIC BUILDINGS MAINTENANCE							
Salaries	\$69,120	\$41,721	Does not include School Buildings				
Expenses	\$196,026	\$170,792	\$86,172	\$107,204	\$107,204	24.41%	\$107,204
Total 189	\$265,146	\$212,513	\$307,746	\$301,722	\$301,722	-1.96%	\$301,722
			\$393,918	\$408,926	\$408,926	3.81%	\$408,926
190 OTJ INJURY FOR DEDUCTIBLE (On the job)							
Expenses	\$10,976	\$23,494	\$20,000	\$25,000	\$25,000	25.00%	\$25,000
Total 190	\$10,976	\$23,494	\$20,000	\$25,000	\$25,000	25.00%	\$25,000
193 PROPERTY & LIABILITY INSURANCE							
Expenses	\$541,393	\$520,560	\$668,022	\$704,997	\$704,997	5.53%	\$704,997
Total 193	\$541,393	\$520,560	\$668,022	\$704,997	\$704,997	5.53%	\$704,997
194 RETIREMENT ASSESSMENT							
Expenses	\$3,336,269	\$3,571,600	\$3,304,448	\$3,525,663	\$3,525,663	6.69%	\$3,525,663
Total 194	\$3,336,269	\$3,571,600	\$3,304,448	\$3,525,663	\$3,525,663	6.69%	\$3,525,663

Account Description	Actual FY2020	Actual FY2021	Budget FY2022	Department Head Requested FY2023	Board of Selectmen Recommended FY2023	% Change FinCom vs. FY2022 budget	Finance Committee's Recommendations FY2023
195 MEDICARE/EMPLOYER SHARE							
Expenses	\$483,517	\$491,435	\$524,000	\$560,000	\$560,000	6.87%	\$560,000
Total 195	\$483,517	\$491,435	\$524,000	\$560,000	\$560,000	6.87%	\$560,000
196 TOWN REPORTS							
Expenses	\$1,750	\$888	\$3,000	\$1,000	\$1,000	-66.67%	\$1,000
Total 196	\$1,750	\$888	\$3,000	\$1,000	\$1,000	-66.67%	\$1,000
197 PHYSICAL/OCCUPATIONAL HEALTH							
Expenses	\$28,185	\$39,134	\$39,700	\$41,800	\$41,800	5.29%	\$41,800
Total 197	\$28,185	\$39,134	\$39,700	\$41,800	\$41,800	5.29%	\$41,800
210 POLICE DEPARTMENT							
Salaries	\$3,102,853	\$3,013,744	\$3,282,688	\$3,495,242	\$3,495,242	6.47%	\$3,495,242
Expenses	\$218,332	\$245,100	\$282,560	\$291,557	\$291,557	3.18%	\$291,557
Total 210	\$3,321,185	\$3,258,844	\$3,565,248	\$3,786,799	\$3,786,799	6.21%	\$3,786,799
220 FIRE DEPARTMENT							
Salaries	\$2,696,060	\$2,468,732	\$2,950,152	\$3,027,960	\$3,074,061	4.20%	\$3,074,061
Expenses	\$224,327	\$257,103	\$436,346	\$488,056	\$488,056	11.85%	\$488,056
Total 220	\$2,920,387	\$2,725,835	\$3,386,498	\$3,516,016	\$3,562,117	5.19%	\$3,562,117
251 TOWN INSPECTOR							
Salaries	\$161,973	\$178,366	\$192,760	\$198,892	\$198,892	3.18%	\$198,892
Expenses	\$7,594	\$9,856	\$11,052	\$6,552	\$6,552	-40.72%	\$6,552
Total 251	\$169,567	\$188,222	\$203,812	\$205,444	\$205,444	0.80%	\$205,444
253 INSPECTOR OF PLUMBING AND GAS							
Salaries	\$31,672	\$29,534	\$29,693	\$29,728	\$29,728	0.12%	\$29,728
Expenses	\$75	\$50	\$400	\$400	\$400	0.00%	\$400
Total 253	\$31,747	\$29,584	\$30,093	\$30,128	\$30,128	0.12%	\$30,128

Account Description	Actual FY2020	Actual FY2021	Budget FY2022	Department Head Requested FY2023	Board of Selectmen Recommended FY2023	% Change Fin Com vs. FY2022 budget	Finance Committee's Recommendations FY2023
255 ELECTRICAL INSPECTOR							
Salaries	\$28,300	\$27,600	\$27,540	\$27,540	\$27,540	0.00%	\$27,540
Expenses	\$357	\$145	\$500	\$500	\$500	0.00%	\$500
Total 255	\$28,657	\$27,745	\$28,040	\$28,040	\$28,040	0.00%	\$28,040
292 ANIMAL CONTROL							
Salaries	\$128,550	\$125,515	\$140,942	\$141,241	\$141,241	0.21%	\$141,241
Expenses	\$5,094	\$4,235	\$8,300	\$8,300	\$8,300	0.00%	\$8,300
Total 292	\$133,644	\$129,750	\$149,242	\$149,541	\$149,541	0.20%	\$149,541
<i>Animal Control is regionalized with the Town of Franklin and budget costs are shared.</i>							
294 TREE WARDEN							
Elected/Appointed Salaries	\$0	\$6,432	\$6,500	\$6,500	\$6,500	0.00%	\$6,500
Salaries	\$4,440	\$4,148	\$3,700	\$3,700	\$3,700	0.00%	\$3,700
Expenses	\$19,527	\$39,378	\$20,000	\$20,000	\$20,000	0.00%	\$20,000
Total 294	\$23,967	\$49,958	\$30,200	\$30,200	\$30,200	0.00%	\$30,200
299 AUXILIARY POLICE							
Expenses	\$4,322	\$5,338	\$5,000	\$5,000	\$5,000	0.00%	\$5,000
Total 299	\$4,322	\$5,338	\$5,000	\$5,000	\$5,000	0.00%	\$5,000
300 SCHOOL DEPARTMENT							
School Department Budget	\$26,348,074	\$27,878,707	\$27,878,917	\$28,765,338	\$28,765,338	3.18%	\$28,765,338
Total 300	\$26,348,074	\$27,878,707	\$27,878,917	\$28,765,338	\$28,765,338	3.18%	\$28,765,338
302 BLACKSTONE VALLEY VOCATIONAL							
Expenses	\$871,171	\$954,780	\$1,014,129	\$1,080,034	\$1,080,034	6.50%	\$1,080,034
Total 302	\$871,171	\$954,780	\$1,014,129	\$1,080,034	\$1,080,034	6.50%	\$1,080,034
303 SCHOOL TRANSPORTATION							
Expenses	\$2,501,342	\$2,216,144	\$3,081,955	\$3,152,555	\$3,152,555	2.29%	\$3,152,555
Total 303	\$2,501,342	\$2,216,144	\$3,081,955	\$3,152,555	\$3,152,555	2.29%	\$3,152,555

Per 2022 Assessment, there are 72 Bellingham students enrolled

Account Description	Actual FY2020	Actual FY2021	Budget FY2022	Department Head Requested FY2023	Board of Selectmen Recommended FY2023	% Change FinCom vs. FY2022 budget	Finance Committee's Recommendations FY2023
422 HIGHWAY							
Salaries	\$189,669	\$252,839	\$263,377	\$264,360	\$264,360	0.37%	\$264,360
Expenses	\$313,179	\$897,993	\$935,132	\$982,503	\$982,503	5.07%	\$982,503
Total 422	\$502,848	\$1,150,832	\$1,198,509	\$1,246,863	\$1,246,863	4.03%	\$1,246,863
423 SNOW AND ICE REMOVAL							
Salaries	\$65,611	\$111,470	\$39,200	\$39,200	\$39,200	0.00%	\$39,200
Expenses	\$377,256	\$440,949	\$220,800	\$220,800	\$220,800	0.00%	\$220,800
Total 423	\$442,867	\$552,419	\$260,000	\$260,000	\$260,000	0.00%	\$260,000
424 STREET LIGHTING							
Expenses	\$158,640	\$132,423	\$155,000	\$155,000	\$155,000	0.00%	\$155,000
Total 424	\$158,640	\$132,423	\$155,000	\$155,000	\$155,000	0.00%	\$155,000
426 GAS AND OIL							
Expenses	\$145,139	\$152,667	\$168,006	\$197,900	\$197,900	17.79%	\$197,900
Total 426	\$145,139	\$152,667	\$168,006	\$197,900	\$197,900	17.79%	\$197,900
439 SANITARY LANDFILL							
Expenses	\$10,000	\$0	\$0	\$0	\$0	0.00%	\$0
Total 439	\$10,000	\$0	\$0	\$0	\$0	0.00%	\$0
490 STORMWATER MANAGEMENT							
Salaries	\$231,831	\$0	\$0	\$0	\$0	0.00%	\$0
Expenses	\$130,595	\$0	\$0	\$0	\$0	0.00%	\$0
Total 490	\$362,426	\$0	\$0	\$0	\$0	0.00%	\$0
491 CEMETERY							
Elected/Appointed Salaries	\$3,600	\$3,600	\$4,800	\$4,800	\$4,800	0.00%	\$4,800
Expenses	\$2,186	\$4,315	\$4,201	\$4,201	\$4,201	0.00%	\$4,201
Total 491	\$5,786	\$7,915	\$9,001	\$9,001	\$9,001	0.00%	\$9,001

(See Article 5. Stormwater Enterprise Fund)

Account Description	Actual FY2020	Actual FY2021	Budget FY2022	Department Head Requested FY2023	Board of Selectmen Recommended FY2023	% Change FinCom vs. FY2022 budget	Finance Committee's Recommendations FY2023
510 BOARD OF HEALTH							
Elected/Appointed Salaries	\$6,000	\$6,000	\$6,000	\$6,000	\$6,000	0.00%	\$6,000
Expenses	\$110,438	\$122,998	\$125,965	\$125,989	\$125,989	0.02%	\$125,989
Total 510	\$8,677	\$132,242	\$148,793	\$149,586	\$149,586	4.57%	\$149,586
541 COUNCIL ON AGING							
Salaries	\$177,720	\$171,654	\$186,908	\$208,340	\$208,340	11.47%	\$208,340
Expenses	\$32,766	\$33,295	\$43,821	\$40,719	\$40,719	-7.08%	\$40,719
Total 541	\$210,486	\$204,949	\$230,729	\$249,059	\$249,059	7.94%	\$249,059
543 VETERANS ASSISTANCE							
Salaries	\$8,500	\$9,208	\$9,200	\$9,200	\$9,200	0.00%	\$9,200
Expenses	\$105,866	\$96,160	\$112,100	\$100,000	\$100,000	-10.79%	\$100,000
Total 543	\$114,366	\$105,368	\$121,300	\$109,200	\$109,200	-9.98%	\$109,200
610 LIBRARY							
Elected/Appointed Salaries	\$600	\$583	\$600	\$600	\$600	0.00%	\$600
Salaries	\$424,433	\$403,304	\$409,641	\$438,577	\$438,577	7.06%	\$438,577
Expenses	\$163,269	\$166,621	\$156,540	\$163,650	\$163,650	4.54%	\$163,650
Total 610	\$588,302	\$570,508	\$566,781	\$602,827	\$602,827	6.36%	\$602,827
630 PARKS AND RECREATION							
Elected/Appointed Salaries	\$3,050	\$2,050	\$3,050	\$3,050	\$3,050	0.00%	\$3,050
Salaries	\$140,610	\$65,874	\$68,850	\$93,858	\$93,858	36.32%	\$93,858
Expenses	\$60,972	\$68,874	\$69,100	\$69,600	\$69,600	0.72%	\$69,600
Total 630	\$204,632	\$136,798	\$141,000	\$166,508	\$166,508	18.09%	\$166,508
632 TOWN COMMON							
Expenses	\$0	\$0	\$0	\$31,150	\$31,150	0.00%	\$31,150
Total 632	\$0	\$0	\$0	\$31,150	\$31,150	0.00%	\$31,150
650 HISTORICAL COMMISSION							
Expenses	\$1,723	\$4,488	\$6,000	\$10,000	\$10,000	66.67%	\$10,000
Total 650	\$1,723	\$4,488	\$6,000	\$10,000	\$10,000	66.67%	\$10,000

Account Description	Actual FY2020	Actual FY2021	Budget FY2022	Department Head Requested FY2023	Board of Selectmen Recommended FY2023	% Change FinCom vs. FY2022 budget	Finance Committee's Recommendations FY2023
651 CULTURAL COUNCIL							
Salaries	\$5,625	\$5,625	\$7,500	\$7,500	\$7,500	0.00%	\$7,500
Expenses	\$0	\$0	\$0	\$0	\$0	0.00%	\$0
Total 651	\$5,625	\$5,625	\$7,500	\$7,500	\$7,500	0.00%	\$7,500
660 MEMORIAL DAY/VETERANS DAY							
Expenses	\$10,944	\$13,605	\$15,000	\$15,000	\$15,000	0.00%	\$15,000
Total 660	\$10,944	\$13,605	\$15,000	\$15,000	\$15,000	0.00%	\$15,000
750 DEBT SERVICE							
Expenses- Principal	\$4,697,851	\$4,837,338	\$3,608,884	\$2,799,933	\$2,799,933	-22.42%	\$2,799,933
Expenses- Interest	\$1,184,255	\$1,149,434	\$894,731	\$1,015,537	\$1,015,537	13.50%	\$1,015,537
Total 750	\$5,882,106	\$5,986,772	\$4,503,615	\$3,815,470	\$3,815,470	-15.28%	\$3,815,470
989 OPEB TRUST							
Transfer	\$50,000	\$25,000	\$50,000	\$50,000	\$50,000	0.00%	\$50,000
Total 989	\$50,000	\$25,000	\$50,000	\$50,000	\$50,000	0.00%	\$50,000
990 WORKERS COMPENSATION							
Transfer	\$0	\$0	\$25,000	\$0	\$0	-100.00%	\$0
Total 990	\$0	\$0	\$25,000	\$0	\$0	-100.00%	\$0
991 UNEMPLOYMENT TRUST							
Transfer	\$300,000	\$200,000	\$0	\$0	\$0	0.00%	\$0
Total 991	\$300,000	\$200,000	\$0	\$0	\$0	0.00%	\$0
992 GROUP INSURANCE TRUST FUND							
Transfer	\$6,600,000	\$6,600,000	\$7,100,000	\$7,500,000	\$7,500,000	5.63%	\$7,500,000
Total 992	\$6,600,000	\$6,600,000	\$7,100,000	\$7,500,000	\$7,500,000	5.63%	\$7,500,000
994 MUNICIPAL INSURANCE TRUST							
Transfer	\$0	\$0	\$50,000	\$0	\$0	-100.00%	\$0
Total 994	\$0	\$0	\$50,000	\$0	\$0	-100.00%	\$0

Account Description	Actual FY2020	Actual FY2021	Budget FY2022	Department Head Requested FY2023	Board of Selectmen Recommended FY2023	% Change FinCom vs. FY2022 budget	Finance Committee's Recommendations FY2023
996 CAPITAL INVESTMENT TRUST							
Transfer	\$0	\$0	\$100,000	\$0	\$0	-100.00%	\$0
Total 996	\$0	\$0	\$100,000	\$0	\$0	-100.00%	\$0
997 COMP ABSENCES FUND							
Transfer	\$0	\$100,000	\$100,000	\$100,000	\$100,000	0.00%	\$100,000
Total 997	\$0	\$100,000	\$100,000	\$100,000	\$100,000	0.00%	\$100,000
Total General Fund	\$58,794,070	\$60,627,490	\$61,852,551	\$63,416,977	\$63,468,632	2.61%	\$63,468,632

(By: Board of Selectmen)

RECOMMENDED by the Finance Committee, Funding as follows:

\$63,468,632 From Taxation and Other Available Revenue Sources
\$63,468,632 : TOTAL

Motion: I move the Town vote to raise and appropriate the sum of \$63,468,632 for the expenses and salaries of various elected and appointed Town officials and Town departments for the period commencing July 1, 2022 through June 30, 2023 all as presented in the column entitled "Finance Committee's Recommendations FY2023" appearing in the Report and Recommendations of the Finance Committee under Article 1, said sum to be raised as follows:

Raise and Appropriate:

Transfer from Title V Betterment Fund: \$62,625,120

Transfer from Water Enterprise: \$137,245

Transfer from Sewer Enterprise: \$495,441

Transfer from Trash Enterprise: \$137,465

Transfer from Stormwater Enterprise: \$44,179

Motion was made to approve Article 1 by Michael Connor, and seconded. Motion passed by majority vote: 317 Yes/75 No

Account Description	Actual FY2020	Actual FY2021 Budget FY2022	Department Head Requested FY2023	Board of Selectmen Recommended FY2023	% Change FinCom vs. FY2022 budget	Finance Committee's Recommendations FY2023
ARTICLE 2. TRASH ENTERPRISE						
To see what sums the Town will vote to raise and appropriate by taxation, by transfer from available funds, or otherwise for the Trash Enterprise for the period commencing July 1, 2022 through June 30, 2023; or act or do anything in relation thereto.						
(By: Board of Selectmen)						
100 Trash - Operating Expenses (430 Solid Waste Collection/Disposal)						
	\$34,309	\$74,514	\$63,238	\$63,238	0.03%	\$63,238
Elected/Appointed Salaries	\$1,551,887	\$1,674,139	\$1,862,196	\$1,862,196	7.24%	\$1,862,196
Expenses	\$1,586,196	\$1,748,653	\$1,925,434	\$1,925,434	6.98%	\$1,925,434
Total 430						

RECOMMENDED by the Finance Committee.
Funding: \$ 1,881,255 from Trash Enterprise Receipts and \$ 44,179 appropriated in the General Fund for indirect costs funded from Trash Receipts

Motion: I move the Town vote to appropriate the sum of \$1,925,434 for the Trash Enterprise for the period commencing July 1, 2022 through June 30, 2023; said sum to be raised from Trash Enterprise receipts and to be expended in the following manner (see chart below).
Motion was made to approve Article 2 by Michael Connor. Motion passed by majority vote: 305 Yes/83 No

ARTICLE 3. WATER ENTERPRISE

To see what sums the Town will vote to raise and appropriate by taxation, by transfer from available funds, or otherwise, for the Water Enterprise for the period commencing July 1, 2022 through June 30, 2023; or act or do anything in relation thereto.

(By: Board of Selectmen)						
200 Water - Operating Expenses (450 Water Operating)						
	\$1,019,774	\$1,062,421	\$1,161,145	\$1,166,886	0.49%	\$1,166,886
Elected/Appointed Salaries	\$2,039,414	\$2,141,639	\$2,776,160	\$2,469,098	-11.06%	\$2,469,098
Expenses	\$3,059,188	\$3,204,060	\$3,937,305	\$3,635,984	-7.65%	\$3,635,984
Total 450						

RECOMMENDED by the Finance Committee.
Funding: \$ 3,140,543 from Water Enterprise Receipts and \$ 495,441 appropriated in the General Fund for indirect costs funded from Water Receipts

Motion: I move the Town vote to appropriate the sum of \$3,635,984 for the Water Enterprise for the period commencing July 1, 2022 through June 30, 2023; said sum to be raised from Water Enterprise receipts and to be expended in the following manner (see chart above).

Motion was made to approve Article 3 by Michael Connor. Motion passed by majority vote: 305 Yes/90 No

Account Description	Actual FY2020	Actual FY2021	Budget FY2022	Department Head Requested FY2023	Board of Selectmen Recommended FY2023	% Change FinCom vs. FY2022 budget	Finance Committee's Recommendations FY2023
---------------------	---------------	---------------	---------------	----------------------------------	---------------------------------------	-----------------------------------	--

ARTICLE 4. SEWER ENTERPRISE

To see what sums the Town will vote to raise and appropriate by taxation, by transfer from available funds, or otherwise, for the Sewer Enterprise for the period commencing July 1, 2022 through June 30, 2023; or act or do anything in relation thereto.
(By: Board of Selectmen)

300 Sewer - Operating Expenses (460 Sewer Operating)							
Elected/Appointed Salaries	\$313,108	\$291,996					
Expenses	\$1,070,833	\$1,114,711	\$365,301	\$365,532	\$365,532	^0.06%	\$365,532
Total 460	\$1,383,941	\$1,406,707	\$1,232,885	\$1,265,842	\$1,265,842	2.67%	\$1,265,842
RECOMMENDED by the Finance Committee.							
Funding: \$ 1,493,909 from Sewer Enterprise Receipts and \$ 137,465 appropriated in the General Fund for indirect costs funded from Sewer Receipts							
			\$1,598,186	\$1,631,374	\$1,631,374	2.08%	\$1,631,374

Motion: I move the Town vote to appropriate the sum of \$1,631,374 for the Sewer Enterprise for the period commencing July 1, 2022 through June 30, 2023; and said sum to be raised from Sewer Enterprise receipts and to be expended in the following manner (see chart above).
Motion was made to approve Article title 4, by Michael el Connor. Motion was passed by majority vote: 306 Yes/87 No

ARTICLE 5. STORMWATER ENTERPRISE							
To see what sums the Town will vote to raise and appropriate by taxation, by transfer from available funds, or otherwise, for the Stormwater Enterprise for the period commencing July 1, 2022 through June 30, 2023; or act or do anything in relation thereto. (By: Board of Selectmen)							
400 Stormwater - Operating Expenses (490 Stormwater Operating)							
Elected/Appointed Salaries	\$0	\$375,255	\$430,764				
Expenses	\$0	\$188,553	\$396,641	\$465,075	\$465,075	7.97%	\$465,075
Total 490	\$0	\$563,808	\$827,405	\$292,941	\$292,941	-26.14%	\$292,941
RECOMMENDED by the Finance Committee.							
Funding: \$ 728,834 from Stormwater Enterprise Receipts and \$ 29,182 appropriated in the General Fund for indirect costs funded from Stormwater Receipts							
Note: FY20 was funded via the General Fund Operating Budget							
			\$827,405	\$758,016	\$758,016	-8.39%	\$758,016

Motion: I move the Town vote to appropriate the sum of \$758,016 FOR THE Stormwater Enterprise for the period commencing July 1, 2022 through June 30, 2023; and said sum to be raised from Stormwater Enterprise receipts and to be expended in the following manner (see chart above).
Motion was made to approve Article 5 by Michael Connor, and seconded. Motion passed by majority vote: 312 Yes/82 No

ARTICLE 6. CONVEYANCES AND EASEMENTS

To see if the Town will vote to authorize the Board of Selectmen to accept by gift and/or purchase conveyances or easements for sewers, water lines, retaining walls and streets, and to raise and appropriate by taxation, by transfer from available funds, by borrowing or otherwise, a sum of money to carry out said purposes; or act or do anything in relation thereto.

(By: Board of Selectmen)

RECOMMENDED by the Finance Committee 5/0

Motion: I move the Town vote to authorize the Board of Selectmen to accept by gift and/or purchase conveyances or easements for sewers, water lines, retaining walls and streets and to appropriate from Free Cash the sum of \$1.00, to carry out said purposes.
Motion was made to approve Article 6 by Cynthia McNulty, and seconded. Motion was passed by majority vote: 327 Yes/62 No

ARTICLE 7. PURCHASE OF SURPLUS EQUIPMENT

To see if the Town will vote to raise and appropriate by taxation, by transfer from available funds, by borrowing or otherwise, a sum of money and to authorize the DPW Director, in conjunction with other Town Departments, to purchase surplus government equipment for the Town; or act or do anything in relation thereto.

(By: Board of Selectmen)

RECOMMENDED by the Finance Committee 5/0

Motion: I move the Town vote to appropriate from Free Cash the sum of \$1.00 and to authorize the DPW Director, in conjunction with other Town Departments, to purchase surplus government equipment for the Town.
Motion was made to approve Article 7 by Cynthia McNulty, and seconded. Motion was passed by majority vote: 348 Yes/49 No

ARTICLE 8. TOWN PROPERTY AUCTION

To see if the Town will vote to authorize the Board of Selectmen to sell at public auction any of the property which the Town may have acquired or may hereafter acquire through proceedings based upon non-payment of taxes or under proceedings for the sale of lands of low value, to impose upon the property so sold such restrictions, reservations or conditions as shall be deemed expedient, and to execute quitclaim deeds and other instruments thereto; or act or do anything in relation thereto.

(By: Board of Selectmen)

RECOMMENDED by the Finance Committee 5/0

Motion: I move the Town vote to authorize the Board of Selectmen to sell at public auction any of the property which the Town may have acquired or may hereafter acquire through proceedings based upon non-payment of taxes or under proceedings for the sale of lands of low value, to impose upon the property so sold such restrictions, reservations or conditions as shall be deemed expedient, and to execute quitclaim deeds and other instruments thereto. Motion was made to approve Article 8 by Cynthia McNulty, and seconded. Motion passed by majority vote: 320 Yes/76 No

ARTICLE 9. HIGHWAY CONSTRUCTION.

To see if the Town will vote to authorize the Board of Selectmen to accept and enter into contracts for the expenditure of funds allotted by the State under authorization of Chapter 90 of the General Laws, (as pertaining to Highway Funds) for the construction, reconstruction, and improvement of Town roads, said funds to be borrowed in anticipation of State Revenue; and expended under the direction of the DPW Director; or act or do anything in relation thereto.

(By: DPW Director)

RECOMMENDED by the Finance Committee 5/0

Motion: I move the Town vote to authorize the Board of Selectmen to accept and enter into contracts for the expenditure of funds allotted by the State under authorization of Chapter 90 of the General Laws, (as pertaining to Highway Funds) for the construction, reconstruction, and improvement of Town roads, said funds to be borrowed in anticipation of State Revenue; and expended under the direction of the DPW Director. Motion was made to accept Article 9 by Cynthia McNulty, and seconded. Motion passed by majority vote: 357 Yes/34 No

ARTICLE 10. AMEND FY2022 ANNUAL OPERATING BUDGET

To see if the Town will vote to amend Article 1 of the 2021 Annual Town Meeting by reducing, adding to, deleting, amending appropriations, 4or transferring funds from various sources into items within said Article 1; or act or do anything in relation thereto.

(By: Board of Selectmen)

The Finance Committee's Recommendations are listed below:

To Account	Description	Amount	Funding Source
1000-423	Snow & Ice Deficit	\$500,000	Free Cash
<i>RECOMMENDED by the Finance Committee 5/0</i>			

Motion: I move the Town vote to amend Article 1 of the 2021 Annual Town Meeting by transferring the sum of \$500,000 from Free Cash to account 1000-423 for FY 2022 Snow and Ice operations.

Motion was made to approve Article 10 by Kelly Grant, and seconded. Motion was passed by majority vote: 360 Yes/33 No

ARTICLE 11. AMEND FY2022 TRASH ENTERPRISE BUDGET

To see if the Town will vote to amend Article 2 of the 2021 Annual Town Meeting by reducing, adding to, deleting, amending appropriations, or transferring funds from various sources into items within said Article 2; or act or do anything in relation thereto.

(By: Board of Selectmen)

The Finance Committee recommends Passing Over this Article

Motion was made, and seconded, to Passover Article 11. Motion carried by majority voice vote.

ARTICLE 12. AMEND FY2022 WATER ENTERPRISE BUDGET

To see if the Town will vote to amend Article 3 of the 2021 Annual Town Meeting by reducing, adding to, deleting, amending appropriations, or transferring funds from various sources into items within said Article 3; or act or do anything in relation thereto.

(By: Board of Selectmen)

The Finance Committee recommends Passing Over this Article

Motion was made, and seconded, to Passover Article 12. Motion carried by majority voice vote.

ARTICLE 13. AMEND FY2022 SEWER ENTERPRISE BUDGET

To see if the Town will vote to amend Article 4 of the 2021 Annual Town Meeting by reducing, adding to, deleting, amending appropriations, or transferring funds from various sources into items within said Article 4; or act or do anything in relation thereto.

(By: Board of Selectmen)

The Finance Committee recommends Passing Over this Article

Motion was made, and seconded, to Passover Article 13. Motion carried by majority voice vote.

ARTICLE 14. AMEND FY2022 STORMWATER ENTERPRISE BUDGET

To see if the Town will vote to amend Article 5 of the 2021 Annual Town Meeting by reducing, adding to, deleting, amending appropriations, or transferring funds from various sources into items within said Article 5; or act or do anything in relation thereto.

(By: Board of Selectmen)

The Finance Committee recommends Passing Over this Article

Motion was made, and seconded, to Passover Article 14. Motion carried by majority voice vote.

ARTICLE 15. CAPITAL OUTLAY – (Expenditures \$50,000 & Over)

To see if the Town will vote to appropriate a sum of money and to determine how such appropriation shall be raised, whether by taxation, by transfer from available funds, by borrowing or otherwise, and if by borrowing to authorize the issuance and sale of general obligation bonds or notes of the Town therefor, with the approval of the Board of Selectmen, for the purpose of financing the purchase, lease/purchase, equipping, construction, reconstruction and/or engineering costs associated with various capital outlay items or improvements proposed by Town Departments, Boards or Committees; and to authorize lease purchase agreements and other contracts for such purposes for terms of up to or in excess of three years; or act or do anything in relation thereto.

(By: Board of Selectmen)

*The Finance Committee's Recommendations are listed below:
The Capital Improvements Committee's Recommendations are listed below:*

Department	Capital Request	Amount	Funding
Fire	Ambulance to Replace A-1		
Fire	Painting/Sealing Work and Updates to Headquarters	\$398,231	Free Cash
		\$57,890	Free Cash
RECOMMENDED by the Capital Improvements Committee 3/0			
RECOMMENDED by the Finance Committee 5/0			
Police	Police Utility Vehicle to Replace Vehicle Number 411	\$64,353	Free Cash
RECOMMENDED by the Capital Improvements Committee 3/0			
RECOMMENDED by the Finance Committee 5/0			
School	Radio Repeater Upgrade		
School	English Language Arts Curriculum	\$65,000	Free Cash
School	High School Auditorium Lighting Repairs and Upgrade	\$150,000	Free Cash
		\$125,000	Free Cash
RECOMMENDED by the Capital Improvements Committee 3/0			

RECOMMENDED by the Finance Committee 5/0

Motion: I move the Town vote to appropriate from Free Cash the sum of \$860,474 for Capital Outlay expenditures and approve Article 15 as printed in the Report and Recommendations of the Finance Committee under Article 15.
Motion was made to approve Article 15 by Kelly Grant, and seconded. Motion passed by majority vote: 328 Yes/58 No

ARTICLE 16. NON-CAPITAL OUTLAY – (Expenditures of Less Than \$50,000)

To see if the Town will vote to raise and appropriate a sum of money and to determine how such appropriation shall be raised, whether by transfer of available funds, by taxation, by borrowing or otherwise, and if by borrowing to authorize the issuance and sale of general obligation bonds or notes of the Town therefore for the purpose of financing the purchase of various non-capital outlay items or improvements proposed by Town Departments, Boards or Committees, and, as may be appropriate, to authorize the Board of Selectmen to enter into lease/purchase agreements of up to or exceeding three years; or act or do anything in relation thereto.

(By: Board of Selectmen)

The Finance Committee's Recommendations are listed below:

Department	Description	Amount	Funding
School	3 Floor Scrubbers – One for each of the following Schools: High School, Middle School, Stallbrook School	\$33,000	Free Cash

RECOMMENDED by the Finance Committee 5/0

Motion: I move the Town vote to appropriate the sum of \$33,000 from Free Cash for the purchase and equipping of three floor scrubbers as set forth in the Report and Recommendations of the Finance Committee under Article 16.
Motion was made to approve Article 16 by Kelly Grant, and seconded. Motion passed by majority vote: 324 Yes/65 No

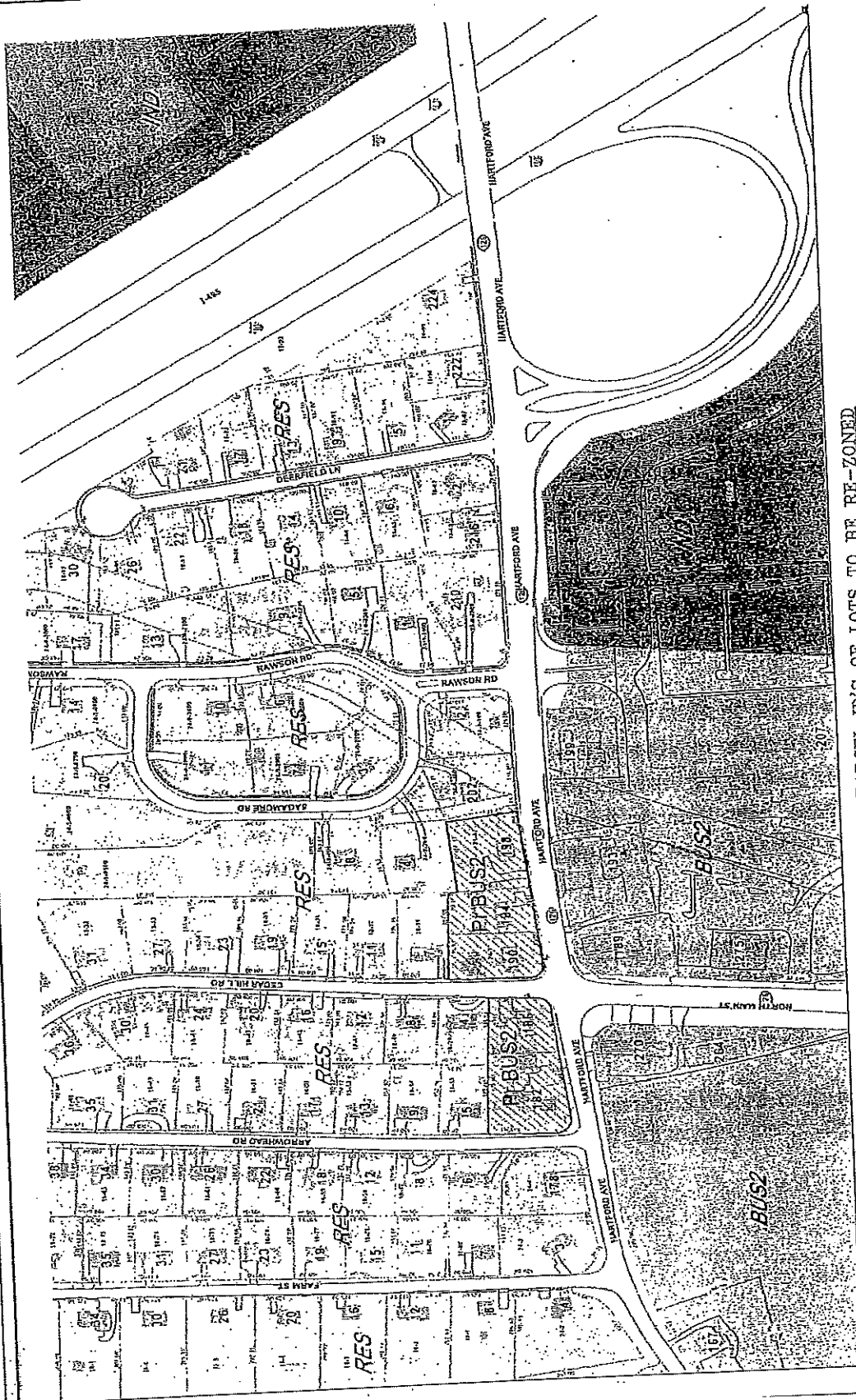
ARTICLE 17. HARTFORD AVENUE ZONING CHANGE

To see if the Town will vote to amend the Zoning-Bylaws, Attachment 1 and Zoning Map by amending the designated zoning district for the properties commonly known as and numbered 182 Hartford Avenue (parcel 24-lot 5), 186 Hartford Avenue (parcel 24-lot 6), 190 Hartford Avenue (parcel 24-lot 7), 194 Hartford Avenue (parcel 24-lot 8) and 198 Hartford Avenue (parcel 24-lot 9) from the Residential District to the Business 2 District.

(By: Rte 85 Realty Corp., Kevin P. Meehan;
296 Main LLC, Jack F. Meehan;
217 River Road LLC, Kevin P. Meehan)

*The Finance Committee made a Recommendation to take No Action on this Article 5/0
NOT RECOMMENDED by the Planning Board 4/0*

Article was presented by non-resident petitioner. Motion to approve Article 17 was made by Donald Martinis: I move the Town vote to amend the Zoning Bylaws, Attachment 1 and Zoning Map by amending the designated zoning district for the properties commonly known as and numbered 182 Hartford Avenue (parcel 24- lot 5), 186 Hartford Avenue (parcel 24-lot 6), 190 Hartford Avenue (parcel 24-lot 7), 194 Hartford Avenue (parcel 24-lot 8) and 198 Hartford Avenue (parcel 24-lot 9) from the Residential District to the Business 2 District. Motion was seconded. Motion failed to reach the required two-thirds vote, and therefore did not prevail. Vote: 206 Yes/208 No



NOTES:

1. SEE TOWN OF BELINGHAM
ASSESSORS MAP 24, PARCELS
5, 6, 7, 8, AND 9.

KEY:

PARCELS TO
BE RE-ZONED
TO BUS2



**EXHIBIT PLAN
FOR RE-ZONING**

LOTS ALONG THE
NORTHERLY SIDEWALK OF
HARTFORD AVENUE IN THE
VICINITY OF THE
INTERSECTION WITH CEDAR
HILL ROAD

PLAN OF LAND

IN
BELLINGHAM, MA
SCALE: 100 FEET TO AN INCH
DATE: FEBRUARY 1, 2022

The Meehan Group

100 BELLEVILLE AVENUE, SUITE 200
BELLINGHAM, MASSACHUSETTS 01923
PHONE: 508.325.2200 FAX: 508.325.2216



ADDRESS AND PARCEL ID'S OF LOTS TO BE RE-ZONED

- 182 HARTFORD AVE PARCEL ID: 24-5
- 186 HARTFORD AVE PARCEL ID: 24-6
- 190 HARTFORD AVE PARCEL ID: 24-7
- 194 HARTFORD AVE PARCEL ID: 24-8
- 198 HARTFORD AVE PARCEL ID: 24-9

ARTICLE 18. MARIJUANA USES OVERLAY DISTRICT

To see if the Town acting by and thru its Town Meeting will vote to amend Chapter 240 (Zoning) of the Town's By-Laws by adding a new Article XXX entitled "Marijuana Uses Overlay District", the Marijuana Uses Overlay District shall be limited to those parcels of Industrially Zoned land having street frontage on William Way and being more specifically identified below in Section 240-240 (D), and if so approved to amend the Town's Zoning Map to identify the Assessor's Parcels hereinafter identified as being located in the Marijuana Overlay Uses District

240-240

- A. Purpose: It is the purpose of the Marijuana Uses Overlay District ("MUOD") to create a limited and defined area within the Town's multiple Industrially Zoned land areas where Marijuana Cultivators, Marijuana Establishments, and Medical Marijuana Treatment Centers as those terms are defined in Article VI (Definitions) of the Bellingham zoning by-laws may be located and operated.
- B. A Special Permit from the Planning Board shall be required for the use of any land area within the MUOD for a Marijuana Cultivator, Marijuana Establishment, or a Medical Marijuana Treatment Center.
- C. Except as otherwise set forth in this Article XXX, no provision in Article XXX may be construed to supersede or otherwise alter or amend the bylaws pertaining to the use of land in the underlying district. Rather Article XXX is intended to supply an alternative for those who elect to submit a special permit application under the provisions of this MUOD Bylaw, in which case the use provisions of the MUOD Bylaw shall apply.
- D. Overlay District. The MUOD shall consist of the following properties as identified on the Assessor's Maps maintained by the Town and map attached, and specifically identified as: Assessor's Parcels: 43 - 6A, 48-7, 48-9, 48 - 9A, 48 - 10, 48 - 11, 48 - 12, 48 - 13, 48 - 14, 48 - 15, 48 - 16, 48 - 4A-A, 48 - A, 48 - A-B (one lot)
- E. Dimensional Requirements: The terms and provisions set forth in Article VII, Section 240-240 shall apply to all Uses in the Marijuana Use Overlay District.

F. Standards and Other Rules and Regulations: All applications for a special permit hereunder shall include all plans and materials required under Article IV of the bylaw; or act or do anything in relation thereto.

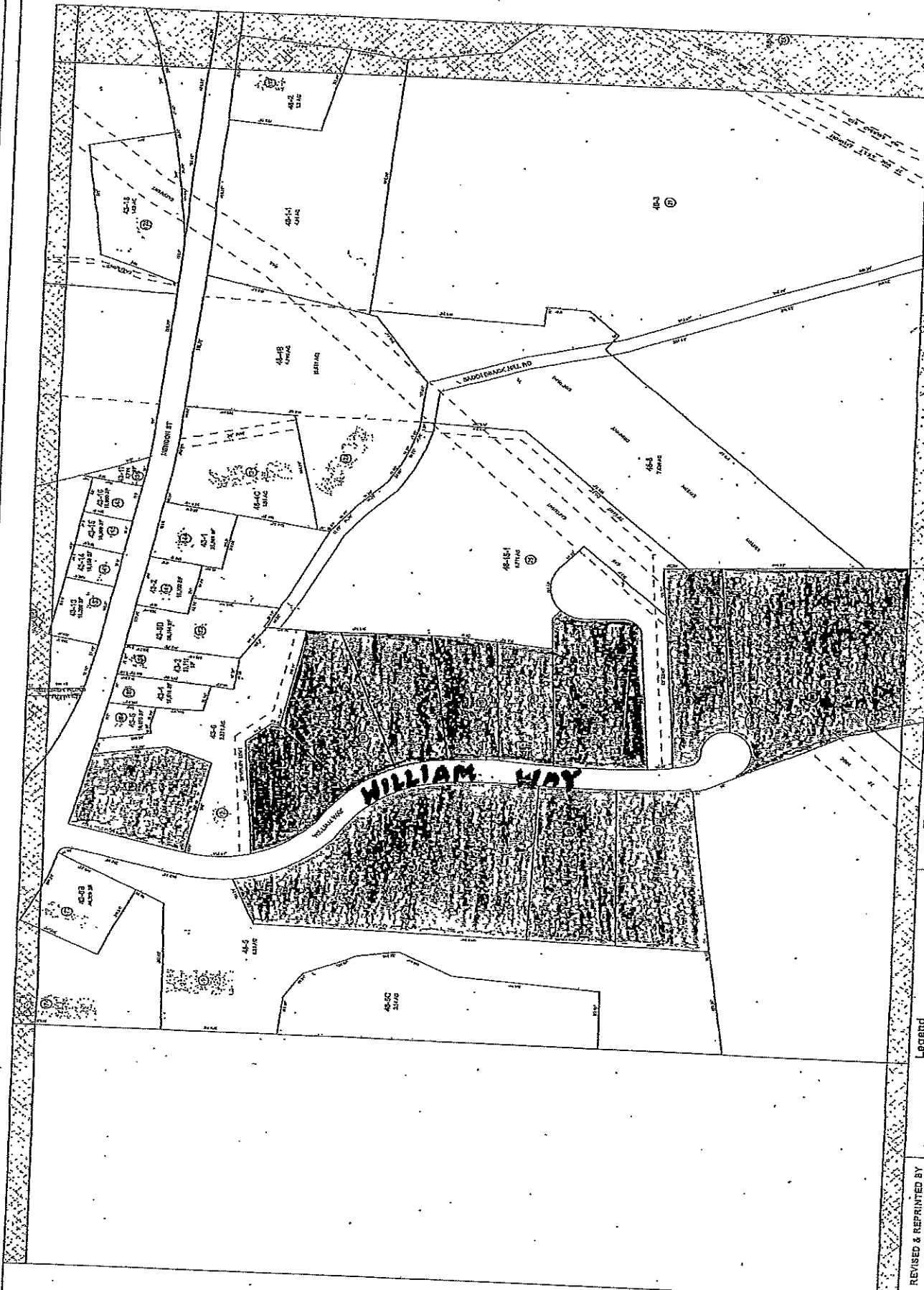
Note: A Map of the proposed MUOD is attached hereto and incorporated herein

(By: Maria Fresola, 25 Dolly Drive, Worcester, MA 01604)

*The Finance Committee made a Recommendation to take No Action on this Article 5/0
NOT RECOMMENDED by the Planning Board 3/1*

A motion was made to pass over Article 18, and seconded. Motion was passed over by majority voice vote.

MAP ON NEXT PAGE



ARTICLE 19. DEED IN LIEU OF FORECLOSURE

To see if the Town will vote to authorize the Board of Selectmen to accept a deed in lieu of tax foreclosure, pursuant to General Laws Chapter 60, Section 77C, conveying to the Town fee title to all or portions of the parcels of land located at Freeman Street, and identified as Assessors Map 0090, Parcel 017B, Lot 0000 which is subject to a tax taking by the Town for unpaid real estate taxes, said land to be held by the Board of Selectmen for general municipal purposes and/or for the purpose of disposition thereof, by sale or otherwise, and, to authorize the Board of Selectmen to convey said land on such terms and conditions as the Board of Selectmen deem appropriate, and, further, to take any and all actions and execute any and all documents necessary or convenient to consummate the foregoing transactions; or act or do anything in relation thereto.

(By: Board of Selectmen)

RECOMMENDED by the Finance Committee 5/0

Motion: I move the Town vote to approve Article 19 as printed in the Report and Recommendations of the Finance Committee under Article 19.
Motion was made to approve Article 19 by Donald Martinis, and seconded. Motion was passed by a declared two-thirds vote: 156 Yes/42 No

ARTICLE 20. DEED IN LIEU OF FORECLOSURE

To see if the Town will vote to authorize the Board of Selectmen to accept a deed in lieu of tax foreclosure, pursuant to General Laws Chapter 60, Section 77C, conveying to the Town fee title to all or portions of the parcels of land located at Mann Street, identified as Assessors Map 0090, Parcel 0073, Lot 0000 which is subject to a tax taking by the Town for unpaid real estate taxes, said land to be held by the Board of Selectmen for general municipal purposes and/or for the purpose of disposition thereof, by sale or otherwise, and, to authorize the Board of Selectmen to convey said land on such terms and conditions as the Board of Selectmen deem appropriate, and, further, to take any and all actions and execute any and all documents necessary or convenient to consummate the foregoing transactions; or act or do anything in relation thereto.

(By: Board of Selectmen)

RECOMMENDED by the Finance Committee 5/0

Motion: I move the Town vote to approve Article 20 as printed in the Report and Recommendations of the Finance Committee under Article 20.
Motion was made to approve Article 20 by Donald Martinis, and seconded. Motion was passed by a declared two-thirds vote: 160 Yes/37 No

ARTICLE 21. ACCEPTANCE OF ROGER STREET AS PUBLIC WAY

To see if the Town will vote to authorize the Board of Selectmen to accept Roger Street as a public way, as heretofore laid out by the Board of Selectmen and shown on a plan entitled "Sub-division of Land at Lake Hiawatha in Bellingham, Mass, Joseph A. Allard, Land Surveyor, 1944," recorded with Norfolk County Registry of Deeds in Plan Book 135 as Plan No. 358 of 1945, on file with the Town Clerk, and to authorize the Board of Selectmen to acquire, by purchase, eminent domain, and/or gift the fee title to and/or easements in Roger Street and any and all access, drainage, utility and/or other easements, related or incidental thereto, and, further, to raise and appropriate a sum of money to acquire the foregoing rights and costs incidental or related thereto, including the cost of recording; or act or do anything in relation thereto.

(By: DPW Director)

RECOMMENDED by the Finance Committee 5/0
RECOMMENDED by the Planning Board 4/0

Motion: I move the Town vote to authorize the Board of Selectmen to accept Roger Street as a public way, as heretofore laid out by the Board of Selectmen and shown on a plan entitled "Roger Street Layout & Acceptance Plan and Water Main & Hydrant Easement Located in Bellingham, MA" and drawn by Norfolk County Engineering Department and dated April 19, 2022, on file with the Town Clerk, and authorize the Board of Selectmen to acquire, by eminent domain, and/or gift the fee title to and/or easements in Roger Street and any and all, drainage, utility, and/or other easements, related or incidental thereto.

Motion was made to approve Article 21 by Donald Martinis. Motion passed by majority vote:
192 Yes/22 No

ARTICLE 22. STALLBROOK EASEMENT ACQUISITION

To see if the Town will vote to (a) authorize the Board of Selectmen to acquire, by purchase, gift and/or eminent domain and on such terms as the Board of Selectmen deems appropriate permanent easements and temporary easements in, on, and under a portion or portions of Assessors Map 13 parcels 15 & 16 (also known as 364, and 368 thru 376 Hartford Ave), all as approximately shown on plans entitled "Stall Brook Dam Removal Easements", dated April 15, 2022, prepared by Land Planning Inc. on file with the Town Clerk, as said plans may be amended from time to time and/or incorporated into an easement plan, and land within 200 feet of said parcels, for public way purposes, including without limitation, removal of stone dam, river bank reconstruction, and appurtenant work, to enable the Town to undertake the Stall Brook Ecological Improvements, including replacement of the culvert on Hartford Ave and for any and all purposes and uses incidental or related thereto; (b) raise and appropriate, transfer from available funds, and/or borrow a sum of money to fund the foregoing project and any and all costs incidental or related thereto, including, without limitation, the cost of any land/easement acquisitions, appraisals, and surveys; and, further, (c) authorize the Board of Selectmen to enter into all agreements and take any and all actions as may be necessary or appropriate to effectuate the foregoing purposes, or act or do anything in relation thereto.

(By: DPW Director)

The Finance Committee recommends Passing Over this Article

A motion was made to pass over Article 22, and seconded. Article was passed over by majority voice vote.

**ARTICLE 23. AMEND GENERAL BYLAWS CHAPTER 71-6 REVOLVING FUND
(ESTABLISH COUNCIL ON AGING CENTER ACTIVITY REVOLVING FUND)**

To see if the Town will vote, pursuant to Chapter 44, Section 53E½, of the General Laws, to create a new Council on Aging Activities Revolving Fund, and, for such purposes to amend the chart set forth in Chapter 71-6 of the Town Bylaws, Revolving Funds, by inserting a new annual expenditure limit of \$50,000, with such expenditure limit to apply from fiscal year to fiscal year unless amended by vote of Town Meeting prior to July 1 in any year; or act or do anything in relation thereto.

Fund	Revenue Source	Authority to Spend Funds	Use of Funds	Spending Limit	Fiscal Years
Council on Aging Activities	Program, activity, and other related receipts	Council on Aging Director	Expenses in support of the Council on Aging Programs and Activities including supplies, materials, equipment, and compensation to employees or contractors	\$50,000	Fiscal 2023 and subsequent years

(By: Board of Selectmen)

RECOMMENDED by the Finance Committee 5/0

Motion: I move the Town vote, pursuant to Chapter 44, Section 53E½, of the General Laws, to create a new Council on Aging Activities Revolving Fund, and, for such purposes to insert a new row in the Chart set forth in Article 23 of the Report and Recommendations of the Finance Committee with such expenditure limit to apply from Fiscal year to Fiscal year unless amended by vote of Town Meeting prior to July 1 in any year.

Motion was made to approve Article 23 by Kelly Grant, and seconded. Motion was approved by majority vote: 186 Yes/20 No

ARTICLE 24. TRANSFER TO STABILIZATION FUND

To see if the Town will vote to raise and appropriate a sum of money by taxation, by transfer from available funds, or otherwise for the purpose of funding the Stabilization Fund; or act or do anything in relation thereto.

(By: Board of Selectmen)

The Finance Committee's Recommendations are listed below:

Funding Source	Description	Amount
Free Cash	Transfer to Stabilization Fund	\$250,000
<i>RECOMMENDED by the Finance Committee 5/0</i>		

Motion: I move the Town vote to appropriate the sum of \$250,000 from Free Cash and to add said sum to the Stabilization Fund.

Motion was made to approve Article 24 by Sahan Sahin, and seconded. Motion was approved by majority vote: 165 Yes/22 No

ARTICLE 25. TRANSFER TO CAPITAL INVESTMENT TRUST FUND

To see if the Town will vote to raise and appropriate a sum of money by taxation, by transfer from available funds, or otherwise for the purpose of funding the Capital Investment Trust Fund; or act or do anything in relation thereto.

(By: Board of Selectmen)

The Finance Committee recommends Passing Over this Article

Motion was made to pass over Article 25, and seconded. Article was passed over by majority voice vote.

ARTICLE 26. TRANSFER TO GROUP INSURANCE TRUST FUND

To see if the Town will vote to raise and appropriate a sum of money by taxation, by transfer from available funds, or otherwise for the purpose of funding the Group Health Insurance Trust Fund; or act or do anything in relation thereto.

(By: Board of Selectmen)

The Finance Committee recommends Passing Over this Article

Motion was made to pass over Article 26, and seconded. Article was passed over by majority voice vote.

ARTICLE 27. UNPAID BILLS

To see if the Town will vote to raise and appropriate a sum of money by taxation, by transfer from available funds, or otherwise for the payment of certain unpaid bills; or act or do anything in relation thereto.

(By: Board of Selectmen)

The Finance Committee recommends Passing Over this Article

Motion was made to pass over Article 27, and seconded. Article was passed over by majority voice vote.


**THANK YOU FOR ATTENDING THE MAY 2022
ANNUAL TOWN MEETING**

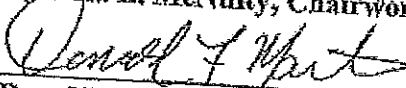
And you are directed to serve this Warrant, by posting attested copies thereof at Town Hall and in other municipal buildings throughout Town sixty days, at least, before the time and place of meeting as aforesaid.


Hereof, fail not and make due return of this Warrant, with your doings thereon, to the Town Clerk, at the time and place of meeting as aforesaid.


Given under our hands this 21 day of March in the year of our Lord, Two Thousand Twenty Two.

BELLINGHAM BOARD OF SELECTMEN


Cynthia L. McNulty, Chairwoman


Donald F. Martinis, Vice Chairman


Michael J. Connor


Kelly H. Grant

RETURN ON THE WARRANT

Norfolk, ss:

Pursuant to the within Warrant, I have notified and warned the inhabitants of the Town of Bellingham by posting attested copies of the same at Town Hall and in other municipal buildings throughout Town, in accordance with Town Bylaws.

3/24/2022
Date


Constable of Bellingham



TOWN OF BELLINGHAM

OFFICE OF
TOWN CLERK

Bellingham Municipal Center
10 Mechanic Street
Bellingham, MA 02019

Tel: 508-657-2830
Fax: 508-657-2832

Town Clerk
Lawrence J. Sposato, Jr.

ANNUAL FALL TOWN MEETING

NOVEMBER 16, 2022

At 7:30 PM

I hereby certify that the following pages, 1 through 17,
inclusive, are a true record of the motions adopted by
voters of the Town of Bellingham, at the Annual Fall Town
Meeting convened on Wednesday, November 16, 2022,
commencing at 7:32 PM.

A true copy.

ATTEST:

Lawrence J. Sposato, Jr.

Lawrence J. Sposato, Jr.

Bellingham Town Clerk

COMMONWEALTH OF MASSACHUSETTS

TOWN OF BELLINGHAM

WARRANT FOR FALL TOWN MEETING

Norfolk, ss:

To either of the Constables of the Town of Bellingham, in the County of Norfolk;

GREETINGS:

In the name of the Commonwealth of Massachusetts, you are hereby directed to notify and warn the inhabitants of said Town, qualified to vote in elections and in Town affairs to meet at the

HIGH SCHOOL AUDITORIUM

Located at 60 Blackstone Street in said Bellingham, on Wednesday, the sixteenth day of November 2022, at 7:30 p.m., then and there to act on the following articles:

2022's Annual Fall Town Meeting was called to order at 7:32 PM on November 16, 2022.
There were 62 registered Bellingham voters checked in.

ARTICLE 1. AMEND ANNUAL TOWN MEETING ARTICLE 1 – OPERATING EXPENSES AND SALARIES

To see if the Town will vote to amend the vote taken under Article 1 of the May 2022 Annual Town Meeting establishing the FY2023 Town operating budget, by reducing, adding to, deleting, amending appropriations, or transferring funds from various sources into items within said Article 1; or act or do anything in relation thereto.

(By: Board of Selectmen)

RECOMMENDED by the Finance Committee 5/0

Department/Purpose	Amount	Funding Source
Retirement-Pension Assessment	8,906	Raise & Appropriate
Animal Control-Longevity	75	Raise & Appropriate
Town Clerk-Longevity	150	Raise & Appropriate
Town Clerk- PT Staff	7,500	Raise & Appropriate
DPW-Contracted Construction (for roads)	200,000	Raise & Appropriate
Bd Health-PT Pers, Septic Inspections (for vacation coverage)	500	Raise & Appropriate
Fire-Salaries (2 New Staff prorated for remainder of FY)	75,000	Raise & Appropriate
Fire-Expenses (equipment/gear for new staff)	20,000	Raise & Appropriate
Fire-Property Repair/Maintenance	20,000	Raise & Appropriate
MIS-Professional Services	60,000	Raise & Appropriate
Treasurer- Professional Services	11,880	Raise & Appropriate
Human Resources – PT Staff	14,000	Raise & Appropriate
Transfer to Capital Improvement Trust #6710	100,000	Raise & Appropriate
Transfer to Compensated Absence Trust #7080	50,000	Raise & Appropriate
Transfer to OPEB Trust #7090	50,000	Raise & Appropriate
Police-Dispatchers-Salary	(55,942)	Raise & Appropriate
Police-Misc Equipment	55,942	Raise & Appropriate
Debt Service-Principal	(41,175)	Raise & Appropriate
Debt Service-Interest	41,175	Raise & Appropriate
Bldg Maintenance-Electricity	25,000	Raise & Appropriate
Fuel-Vehicle Fuel	30,000	Raise & Appropriate
Various Departments-Salaries for Collective Bargaining agreements including BPAA, AFSCME-Clerical, Police, and Singleton Contracts	197,279	Raise & Appropriate
TOTAL:	870,290	

Motion: I move the Town vote to raise and appropriate the sum of **\$870,290** for supplemental appropriations to the Fiscal 2023 operating budget for the departments, purposes, and amounts all as listed in Article 1 of the Report and Recommendations of the Finance Committee; and to authorize the Town Accountant to allocate such sums to the appropriate operating budgets.

Motion made by Donald Martinis, and seconded.

Vote: Motion passed by majority vote: 48 Yes/2 No

ARTICLE 2. AMEND ANNUAL TOWN MEETING ARTICLE 2 – TRASH ENTERPRISE

To see if the Town will vote to amend the vote taken under Article 2 of the May 2022 Annual Town Meeting establishing the FY2023 Trash Enterprise budget, by reducing, adding to, deleting, amending appropriations, or transferring funds from various sources into said Article 2; or act or do anything in relation thereto.

(By: Board of Selectmen)

RECOMMENDED by the Finance Committee 5/0

Department/Purpose	Amount	Funding Source
Salaries for Collective Bargaining Agreements including AFSCME-Clerical, BPAA, and Singleton Contracts	5,354	Retained Earnings
Expenses - Trash Removal	150,000	Retained Earnings
TOTAL:	155,334	

Motion: I move the Town vote to appropriate the sum of **\$155,334** for supplemental appropriations of the TRASH Enterprise for a period commencing July 1, 2022 through June 30, 2023; said sum to be raised from TRASH Retained Earnings and to be expended in the following manner:

Note: It was explained that there was a transposition error made in the Finance Committee Report and Recommendations booklet. The amount to be appropriated is \$155,534.

Motion made by Cynthia McNulty, and seconded.

Vote: Motion passed by majority vote: 52 Yes/0 No

Salaries \$5,354
Expenses \$150,000

ARTICLE 3. AMEND ANNUAL TOWN MEETING ARTICLE 3 – WATER ENTERPRISE

To see if the Town will vote to amend the vote taken under Article 3 of the May 2022 Annual Town Meeting establishing the FY2023 Water Enterprise budget, by reducing, adding to, deleting, amending appropriations, or transferring funds from various sources into said Article 3; or act or do anything in relation thereto.

(By: Board of Selectmen)

RECOMMENDED by the Finance Committee 5/0

Department/Purpose	Amount	Funding Source
Salaries for Collective Bargaining Agreements including AFSCME-Clerical, BPAA, and Singleton Contracts	11,118	Retained Earnings
TOTAL:	11,118	

Motion: I move the Town vote to appropriate the sum of **\$11,118** for supplemental appropriations of the WATER Enterprise for a period commencing July 1, 2022 through June 30, 2023; said sum to be raised from WATER Retained Earnings and to be expended in the following manner:

Salaries \$11,118

Motion was made by Cynthia McNulty, and seconded.

Motion passed by majority vote: 53 Yes/1 No

ARTICLE 4. AMEND ANNUAL TOWN MEETING ARTICLE 4 – SEWER ENTERPRISE

To see if the Town will vote to amend the vote taken under Article 4 of the May 2022 Annual Town Meeting establishing the FY2023 Sewer Enterprise budget, by reducing, adding to, deleting, amending appropriations, or transferring funds from various sources into said Article 4; or act or do anything in relation thereto.

(By: Board of Selectmen)

RECOMMENDED by the Finance Committee 5/0

Department/Purpose	Amount	Funding Source
Salaries for Collective Bargaining Agreements including AFSCME-Clerical, BPAA, and Singleton Contracts	2,267	Retained Earnings
TOTAL:	2,267	

Motion: I move the Town vote to appropriate the sum of **\$2,267** for supplemental appropriations of the SEWER Enterprise for a period commencing July 1, 2022 through June 30, 2023; said sum to be raised from SEWER Retained Earnings and to be expended in the following manner:

Salaries \$2,267

Motion was made by Cynthia McNulty and seconded.

Vote: Motion was passed by majority vote. 54 Yes/0 No

ARTICLE 5. AMEND ANNUAL TOWN MEETING ARTICLE 5 – STORMWATER ENTERPRISE

To see if the Town will vote to amend the vote taken under Article 5 of the May 2022 Annual Town Meeting establishing the FY2023 Stormwater Enterprise budget, by reducing, adding to, deleting, amending appropriations, or transferring funds from various sources into said Article 5; or act or do anything in relation thereto.

(By: Board of Selectmen)

RECOMMENDED by the Finance Committee 5/0

Department/Purpose	Amount	Funding Source
Salaries for Collective Bargaining Agreements including AFSCME-Clerical, BPAA, and Singleton Contracts	7,503	Retained Earnings
Expenses – Contracted Services (catch basin cleaning and disposal)	190,000	Retained Earnings
TOTAL:	197,503	

Motion: I move the Town vote to appropriate the sum of \$197,503 for supplemental appropriations of the STORMWATER Enterprise for a period commencing July 1, 2022 through June 30, 2023; said sum to be raised from STORMWATER Retained Earnings and to be expended in the following manner:

Salaries \$7,503

Expenses \$190,000

Motion made by Kelly Grant, and seconded.

Vote: Motion passed by majority vote: 48 Yes/3 No

ARTICLE 6. CAPITAL OUTLAY – (Expenditures \$50,000 & Over)

To see if the Town will vote to raise and appropriate a sum of money and to determine how such appropriation shall be raised, whether by transfer of available funds, by taxation, by borrowing or otherwise, and if by borrowing to authorize the issuance and sale of general obligation bonds or notes of the Town therefore for the purpose of financing the purchase, construction, reconstruction and/or engineering costs associated with various capital outlay items or improvements proposed by Town Departments, Boards or Committees, and, as may be appropriate, to authorize the Board of Selectmen to enter into lease/purchase agreements of up to or exceeding three years; or act or do anything in relation thereto.

(By: Board of Selectmen)

Department	Description	Amount	Funding Source	Finance Committee	Capital Improvements Committee
Selectboard	Demolition of Primavera School	\$815,000	Free Cash	6/0	4/0
Selectboard	Land Acquisition (Year 4 of 5 for Dominos Property)	\$96,000	Free Cash	5/0	4/0
DPW	Design & Bid services for DPW Administration Bldg at 215 Depot St	\$75,000	Free Cash	5/0	3/0
DPW	Replace B2 with F-250 4x4 Supercab Truck	\$54,476	Free Cash	5/0	3/0
DPW	Replace B4 with Salt/Plow/Dump Combination Truck	\$308,600	Free Cash	5/0	3/0
DPW	Replace B13 Tree Truck – Upgrade to an F-550	\$98,634	Free Cash	6/0	4/0
DPW	Hartford Avenue TIPS Engineering	\$550,000	Free Cash	5/0	3/0
Parks	Replace P4 with an F-350 with plow	\$63,420	Free Cash	6/0	4/0
Police	Replace Patrol Vehicle 401	\$57,631	Free Cash	6/0	4/0
Police	Replace Patrol Vehicle 407	\$59,333	Free Cash	6/0	4/0
School	Security Cameras (DiPietro and Stallbrook)	\$157,098	Free Cash	6/0	3/0
School	3M Security Film on Windows	\$163,435	Free Cash	6/0	3/0
School	Entrapment Areas (DiPietro and Stallbrook)	\$293,000	Free Cash	6/0	3/0
School	BHS Roof Repair/Replacement (Phases 7 and 8)	\$169,400	Free Cash	6/0	3/0
School	KMA HVAC System	\$162,500	Free Cash	6/0	4/0
Tree Warden	Tree Removal/Stump Grinding	\$150,000	Free Cash	5/0	3/0

Department	Description	Amount	Funding Source	Finance Committee	Capital Improvements Committee
Water	Replace Truck BW3	\$88,643	Retained Earnings	5/0	3/0
Water	Replace Truck BW10	\$94,729	Retained Earnings	5/0	3/0
Sewer	Sewer System Control Upgrades at Old Bridge Ln station	\$140,000	Retained Earnings	5/0	3/0
TOTAL: Capital Projects Over \$50K		\$3,596,899			

Free Cash	\$3,273,527
Borrowing	
Capital Improvement Trust	
Trash Retained Earnings	
Water Retained Earnings	\$183,372
Stormwater Retained Earnings	
Sewer Retained Earnings	\$140,000
TOTAL: Funding Sources for Capital Over \$50K	\$3,596,899

Motion: I move the Town vote to appropriate the sum of \$3,596,899 for the purpose of funding various projects, all as described in the Report and Recommendations of the Finance Committee, including all incidental and related expenses, and to meet said appropriation that the sum of \$3,273,527 be transferred from free cash, the sum of \$183,372 be transferred from water retained earnings, and the sum of \$140,000 be transferred from sewer retained earnings.

Motion made by K. Grant, and seconded.

Vote: Motion passed by majority vote: 46 Yes/7 No

ARTICLE 7. NON-CAPITAL OUTLAY – (Expenditures of Less Than \$50,000)

To see if the Town will vote to raise and appropriate a sum of money and to determine how such appropriation shall be raised, whether by transfer of available funds, by taxation, by borrowing or otherwise, and if by borrowing to authorize the issuance and sale of general obligation bonds or notes of the Town therefore for the purpose of financing the purchase of various non-capital outlay items or improvements proposed by Town Departments, Boards or Committees, and, as may be appropriate, to authorize the Board of Selectmen to enter into lease/purchase agreements of up to or exceeding three years; or act or do anything in relation thereto.

(By: Board of Selectmen)

RECOMMENDED by the Finance Committee

Department	Description	Amount	Funding Source	Finance Committee
Bldg Maintenance	HVAC at Municipal Center	\$25,000	Free Cash	6/0
Bldg Maintenance	Exterior Painting at Old Town Hall	\$16,000	Free Cash	6/0
Council on Aging	COA HVAC Repair	\$45,000	Free Cash	6/0
Conservation	Sonar Treatment at Silver Lake	\$25,190	Free Cash	6/0
Library	Children's Room Outdoor Pavilion Area	\$45,000	Free Cash	6/0
Parks	Playground Upgrades	\$47,025	Free Cash	6/0
School	Desk Replacements	\$32,400	Free Cash	6/0
School	DiPietro Re-Keying of Door Locks	\$20,848	Free Cash	6/0
School	Architectural Mapping of School Buildings	\$48,000	Free Cash	5/1
TOTAL: Capital Projects Under \$50K		\$304,463		

Free Cash	
Borrowing	\$304,463
Capital Improvement Trust	
Trash Retained Earnings	
Water Retained Earnings	
Stormwater Retained Earnings	
Sewer Retained Earnings	
TOTAL: Funding Sources for Capital Under \$50K	\$304,463

Motion: I move the Town vote to appropriate the sum of \$304,463 for the purpose of funding various projects, all as described in the Report and Recommendations of the Finance Committee, including all incidental and related expenses, and to meet said appropriation that the sum of \$304,463 be transferred from Free Cash.
Motion was made by Cynthia McNulty, and seconded.
Vote: Motion passed by majority vote: 48 Yes/3 No

ARTICLE 8. CIVIL SERVICE LAW

To see if the Town will vote to authorize the Board of Selectmen to petition the General Court for special legislation providing that all positions in the Police Department shall be exempt from the Civil Service statute, all as set forth below, and further, to authorize the General Court to make clerical or editorial changes of form only to the bill, unless the Board of Selectmen approves amendments to the bill before enactment by the General Court, and to authorize the Board of Selectmen to approve amendments which shall be within the scope of the general public objectives of the petition; or act or do anything in relation thereto.

AN ACT EXEMPTING ALL POSITIONS IN THE POLICE DEPARTMENT OF THE TOWN OF BELLINGHAM FROM THE CIVIL SERVICE LAW

*Be it enacted by the Senate and House of Representatives, in General Court
assembled, and by the authority of the same, as follows:*

SECTION 1. Notwithstanding any general or special law to the contrary,
all positions in the police department of the Town of Bellingham shall be
exempt from chapter 31 of the General Laws.

SECTION 2. This act shall not impair the civil service status of a person
holding a position described in section 1 on the effective date of this act.

SECTION 3. Sections 1, 2 and 3, of this act shall take effect on July 1, 2023.

SECTION 4. This act shall take effect upon its passage.

(By: Board of Selectmen)

The Finance Committee took No Action on this Article

Motion: I move the Town vote to authorize the Board of Selectmen to petition the General Court for special legislation providing that all positions in the Police Department shall be exempt from the Civil Service statute, all as set forth in the Report and Recommendations of the Finance Committee, and further, to authorize the General Court to make clerical or editorial changes of form only to the bill, unless the Board of Selectmen approves amendments to the bill before enactment by the General Court, and to authorize the Board of Selectmen to approve amendments which shall be within the scope of the general public objectives of the petition.

Motion made by Michael Connor, and seconded.

Vote: Motion passed by majority vote: 42 Yes/9 No

ARTICLE 9. ACCEPTANCE OF M.G.L. Chapter 39, Section 23D

To see if the Town will vote to accept, for all boards, committees, or commissions when holding an adjudicatory hearing in the Town, the provisions of M.G.L. chapter 39, section 23D, which provides that a member of a board, committee, or commission when holding an adjudicatory hearing, shall not be disqualified from voting in the matter solely due to that member's absence from no more than a single session of the hearing at which testimony or other evidence is received, provided that certain conditions as established by M.G.L. chapter 39, section 23D, are met; or act or do anything in relation thereto.

(By: Board of Selectmen)

The Finance Committee took No Action on this Article

Motion: I move the Town vote to accept, for all boards, committees; or commissions when holding an adjudicatory hearing in the Town, the provisions of M.G.L. chapter 39, section 23D, which provides that a member of a board, committee, or commission when holding an adjudicatory hearing, shall not be disqualified from voting in the matter solely due to that member's absence from no more than a single session of the hearing at which testimony or other evidence is received, provided that certain conditions as established by M.G.L. chapter 39, section 23D, are met.

Motion made by Michael Connor, and seconded.

Vote: Motion passed by majority vote: 44 Yes/8 No

ARTICLE 10. HARTFORD AVE IMPROVEMENT EASEMENTS

To see if the Town will vote to (a) authorize the Board of Selectmen to acquire, by gift, purchase, and/or eminent domain and on such terms as the Board of Selectmen deems appropriate, the fee in and/or permanent and temporary roadway, sidewalk, drainage, access, utility, driveway, guardrail, slope, grading, rounding, construction, and landscaping easements as may be necessary or convenient to undertake the Hartford Ave improvement project, including, without limitation, the construction, maintenance and repair of improvements made on Route 126 Hartford Ave between the Interstate 495 Bridge and Arrowhead Road in Bellingham, in, on and under the parcels of land approximately shown on plans entitled "Massachusetts Department of Transportation Highway Division Plan and Profile In the Town of Bellingham, Norfolk County, Preliminary Right of Way Hartford Avenue (Route 126)", dated June 30, 2022, prepared by Chappell Engineering Associates, LLC, copies of which will be on file with the Town Clerk's Office 14 days before the Town Meeting, as said plans may be amended from time to time and/or replaced by an easement plan, and land within 100 feet of said parcels, (b) transfer the care, custody, and control of the portions of the Town-owned properties shown on the aforesaid plans from the board or officer having custody of the same for the purposes for which such properties are currently held to the Board of Selectmen for said public way purposes and further to dedicate said portions of the Town-owned properties to said purposes, and, if applicable, authorize the Board of Selectmen to submit petitions to the General Court to permit the foregoing under Article 97 of the Massachusetts Constitution, (c) raise and appropriate or transfer from available funds a sum of money for the foregoing purposes including any costs incidental or related thereto, and (d) authorize the Board of Selectmen to enter into any and all agreements and take any and all actions as may be necessary or appropriate to effectuate the foregoing purposes; or act or do anything in relation thereto.

(By: Board of Selectmen)

RECOMMENDED by the Finance Committee 6/0
Funding as listed below:

Purpose	Amount	Funding Source
Easements	\$800,000	Free Cash

Motion: I move the Town vote to approve Article 10 all as set forth in the Report and Recommendations of the Finance Committee, and further that the Town vote to transfer from Free Cash the sum of \$800,000 for the foregoing purposes including any costs incidental or related thereto.

Motion made by Michael Connor, and seconded.

Vote: Motion passed by required two-thirds vote: 47 Yes/7 No

ARTICLE 11. CHARLES RIVER GROVE DRAINAGE PARCEL ACQUISITION

To see if the Town will vote to authorize the Board of Selectmen to acquire, by purchase, gift, and/or eminent domain and for drainage purposes, the fee to and/or any other interest in the parcel of land located on Middle Avenue, identified by the Assessors as Parcel 0040-0082-0000, containing 4,800 square feet, more or less, and being a portion of the premises described in a deed recorded with the Norfolk Registry of Deeds in Book 11216, Page 548, on such terms and conditions as the Board of Selectmen deems appropriate and, further, to raise and appropriate or transfer from available funds a sum of money for the foregoing purposes including any costs incidental or related thereto; or act or do anything in relation thereto.

(By: Board of Selectmen)

Finance Committee took No Action as they were informed the Article would be passed over

Motion was made to pass over Article 11. Motion to pass over was passed unanimously by voice vote.

ARTICLE 12. WRENTHAM ROAD BRIDGE RETAINING WALL EASEMENT ACQUISITION

To see if the Town will vote to authorize the Board of Selectmen to acquire, by gift, purchase, and/or eminent domain and on such terms as the Board of Selectmen deems appropriate, the fee in and/or permanent and temporary roadway, bridge, and retaining wall, support, and related easements as may be necessary or convenient to undertake the Wrentham Road Bridge Over Peters River improvement project, including, without limitation, the construction, maintenance and repair of improvements made on bridge and associated retaining walls and guardrails, in, on under, over, across and along parcels of land located on and/or near 21 Wrentham Road and identified by the Assessor as Map 0095 Parcels 0057 and, further, to raise and appropriate or transfer from available funds a sum of money for the foregoing purposes including any costs incidental or related thereto, or act or do anything in relation thereto.

(By: Board of Selectmen)

*RECOMMENDED by the Finance Committee 6/0
Funding as listed below:*

Purpose	Amount	Funding Source
Retaining Wall Easement	\$2,500	Free Cash

Motion: I move the Town vote to approve Article 12 all as set forth in the Report and Recommendations of the Finance Committee, and further that the Town vote to transfer from Free Cash the sum of \$2,500 for the foregoing purposes including any costs incidental or related thereto.

Motion was made by Sahan Sahin, and seconded.

Vote: Motion was passed by required two-thirds vote: 51 Yes/3 No

ARTICLE 13. DEPOT STREET DPW PARKING AND ACCESS LAND ACQUISITION

To see if the Town will vote to authorize the Board of Selectmen to acquire, by gift, purchase, and/or eminent domain and on such terms as the Board of Selectmen deems appropriate, the fee in and/or permanent parking, access, and related easement as may be necessary or convenient to undertake the DPW Office construction project, in, on, under, along, and across a parcel of land located on/off Depot Street and containing 6,315 square feet, as shown on plans entitled "Depot St Parcel 0034-0149-0000 Easement Plan", dated September 30, 2022, prepared by Land Planning Inc. copies of which will be on file with the Town Clerk's Office 14 days before the Town Meeting; and, further, to raise and appropriate or transfer from available funds a sum of money for the foregoing purposes including any costs incidental or related thereto, or act or do anything in relation thereto.

(By: Board of Selectmen)

Finance Committee took No Action as they were informed the Article would be passed over
Motion was made to pass over Article 13. Motion to pass over was passed unanimously by voice vote.

ARTICLE 14. AMEND GENERAL BY-LAWS CHAPTER 71-6 REVOLVING FUNDS

To see if the Town will vote, pursuant to Chapter 44, Section 53E½, of the General Laws, to amend the Town's General Bylaws, Chapter 71-6, Revolving Funds, by inserting at the end of the chart set forth therein a new row, shown below in underlined text, to establish a new revolving fund for Town Beautification Activities with an annual expenditure limit of \$50,000, with all monies in the fund to remain in such fund, available for expenditures by the Town Administrator for the stated purpose of, and in a manner consistent with, the revised Bylaw and, further, that such expenditure limit shall apply from fiscal year to fiscal year unless amended by vote of Town Meeting prior to July 1 in any year; or act or do anything in relation thereto.

Fund	Revenue Source	Authority to Spend	Use of Funds	Spending Limit	Fiscal Years
<u>Town Beautification</u>	<u>Beautification-related receipts</u>	<u>Town Administrator</u>	<u>Expenses in support of Town Beautification Activities including supplies, materials, equipment, and compensation to employees or contractors</u>	<u>\$50,000</u>	<u>FY2023 and subsequent years</u>

(By: Board of Selectmen)

Finance Committee took No Action as they were informed the Article would be passed over
Motion was made to pass over Article-14. Motion to pass over was passed unanimously by voice vote.

ARTICLE 15. APPROPRIATION OF FUNDS – SEWAGE DISPOSAL SYSTEMS, FUEL STORAGE TANKS & DELEADING DWELLINGS

To see if the Town will vote to raise the sum of \$400,000 for the purpose of remediating failing residential subsurface sewage disposal systems, underground fuel storage tanks and de-leading dwellings with dangerous levels of lead; pursuant to Massachusetts General Laws, Chapter 111, Section 127B½ and Massachusetts General Laws, Chapter 80 (Betterments), and to access betterments therefor; and further, to meet this appropriation, the Treasurer, with the approval of the Board of Selectmen, is authorized to borrow \$400,000 in accordance with Chapter 44, Sections 7 or 8 or Chapter 111, Section 127B½ of the General Laws, or any other enabling authority, and issue bonds or notes therefore under General Laws, Chapter 111, 127B½ and/or Chapter 29C of the General Laws and/or Massachusetts General Laws, Chapter 80 (Betterments) or any other enabling authority; that although it is the Town's intent that project and financing costs shall be repaid by the property owners, in accordance with those agreements, such bonds or notes shall nevertheless be general obligations of the Town, and the Treasurer with approval of the Board of Selectmen is authorized to borrow all or a portion of such amount from the Massachusetts Clean Water Trust established pursuant to Chapter 29C and in connection therewith to enter into a financing agreement and/or security agreement with the Trust with respect to such loan and for any federal or state aid available for the projects or for the financing thereof, and that the Board of Selectmen is authorized to enter into a project regulatory agreement with the Department of Environmental Protection, to expend all funds available for the projects and to take any other action necessary or convenient to carry out the projects; or act or do anything in relation thereto.

(By: Board of Health)

RECOMMENDED by the Finance Committee 6/0

Motion: I move the Town vote to appropriate the sum of \$400,000 for the purpose of remediating failing residential subsurface sewage disposal systems, underground fuel storage tanks and de-leading dwellings with dangerous levels of lead, pursuant to Massachusetts General Laws, Chapter 111, Section 127B½ and Massachusetts General Laws, Chapter 80 (Betterments), and to access betterments therefor; and further, to meet this appropriation, the Treasurer, with the approval of the Board of Selectmen, is authorized to borrow \$400,000 in accordance with Chapter 44, Sections 7 or 8 or Chapter 111, Section 127B½ of the General Laws, or any other enabling authority, and issue bonds or notes therefore under General Laws, Chapter 111, 127B½ and/or Chapter 29C of the General Laws and/or Massachusetts General Laws, Chapter 80 (Betterments) or any other enabling authority; that although it is the Town's intent that project and financing costs shall be repaid by the property owners, in accordance with those agreements, such bonds or notes shall nevertheless be general obligations of the Town, and the Treasurer with approval of the Board of Selectmen is authorized to borrow all or a portion of such amount from the Massachusetts Clean Water Trust established pursuant to Chapter 29C and in connection therewith to enter into a financing agreement

and/or security agreement with the Trust with respect to such loan and for any federal or state aid available for the projects or for the financing thereof, and that the Board of Selectmen is authorized to enter into a project regulatory agreement with the Department of Environmental Protection, to expend all funds available for the projects and to take any other action necessary or convenient to carry out the projects.

Motion was made by Vincent Forte, and seconded.

Vote: Motion passed by required two-thirds vote: 53 Yes/2 No

ARTICLE 16. TOWN CHARTER REVISIONS

To see if the Town will vote to authorize the Board of Selectmen to file with the General Court a home rule petition for special legislation amending the Town Charter to make various revisions proposed by the Charter and Bylaw Review Committee, all as shown in a document on file with the Town Clerk's office and available on the Town's website at www.bellinghamma.org; provided, however, that the General Court may make changes of form only to such bill without approval of the Board of Selectmen, and, further, to authorize the Board of Selectmen to approve such revisions requested by the General Court as are consistent with the public purposes of the petition; or act or do anything in relation thereto.

(By: Charter and Bylaw Review Committee)

Finance Committee took No Action as they were informed the Article would be passed over

Motion was made to pass over Article 16. Motion to pass over was passed unanimously by voice vote.

ARTICLE 17. TOWN GENERAL BYLAWS REVISIONS

To see if the Town will vote to amend the Town Bylaws as recommended by the Charter and Bylaw Review Committee, all as shown in a document on file with the Town Clerk's office and available on the Town's website at www.bellinghamma.org, which revisions include but are not limited to non-substantive, ministerial and other clerical revisions as well as more substantive revisions; or act or do anything in relation thereto.

(By: Charter and Bylaw Review Committee)

Finance Committee took No Action on this Article

Motion: I move the Town vote to amend the Town Bylaws as recommended by the Charter and Bylaw Review Committee, all as shown in a document provided to Town Meeting voters, which revisions include but are not limited to non-substantive, ministerial and other clerical revisions as well as more substantive revisions.

Motion was made by Donald Martinis, and seconded.

Vote: Motion was passed by required two-thirds vote: 50 Yes/4 No

ARTICLE 18. TRANSFER TO STABILIZATION FUND

To see if the Town will vote to raise and appropriate or transfer from available funds a sum of money for the purpose of funding the Stabilization Fund; or act or do anything in relation thereto.

(By: Board of Selectmen)

*RECOMMENDED by the Finance Committee 6/0
Funding as listed below:*

Purpose	Amount	Funding Source
Transfer to Stabilization Trust Fund	\$250,000	Free Cash

Motion: I move the Town vote to appropriate the sum of \$250,000 from Free Cash and to transfer said sum to the Stabilization Fund.

Motion was made by Sahan Sahin, and seconded.

Vote: Motion was passed by majority vote: 53 Yes/1 No

ARTICLE 19. TRANSFER TO GROUP HEALTH INSURANCE TRUST FUND

To see if the Town will vote to raise and appropriate or transfer from available funds a sum of money for the purpose of funding the Group Health Insurance Trust Fund; or act or do anything in relation thereto.

(By: Board of Selectmen)

Finance Committee took No Action as they were informed the Article would be passed over

Motion was made to pass over Article 19. Motion to pass over was passed unanimously by voice vote.

ARTICLE 20. TRANSFER TO COMPENSATED ABSENCES FUND

To see if the Town will vote to raise and appropriate or transfer from available funds a sum of money for the purpose of funding the Compensated Absences Fund; or act or do anything in relation thereto.

(By: Board of Selectmen)


Finance Committee took No Action as they were informed the Article would be passed over


Motion was made to pass over Article 20. Motion to pass over was passed unanimously by voice vote.

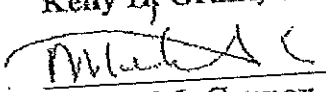
And you are directed to serve this Warrant, by posting attested copies thereof at Town Hall and in other municipal buildings throughout Town forty-five days, at least, before the time and place of meeting as aforesaid.


Hereof, fail not and make due return of this Warrant, with your doings thereon, to the Town Clerk, at the time and place of meeting as aforesaid.


Given under our hands this 26th day of September in the year of Our Lord, Two Thousand Twenty Two.


Donald F. Martinis, Chairman


Kelly H. Grant, Vice Chairwoman


Michael J. Connor


Cynthia L. McNulty


Sahar Sahin


BOARD OF SELECTMEN

RETURN OF THE WARRANT

Norfolk, ss:

Pursuant to the within Warrant, I have notified and warned the inhabitants of the Town of Bellingham by posting attested copies of the same at Town Hall and in other municipal buildings throughout Town, in accordance with Town By-laws.

9/30/2022
Date


Constable of Bellingham

ARTICLE 21. UNPAID BILLS

To see if the Town will vote to raise, appropriate, or transfer a sum of money for the payment of certain unpaid bills of a prior fiscal year; or act or do anything in relation thereto.

(By: Board of Selectmen)

Finance Committee took No Action as they were informed the Article would be passed over.

Motion was made to pass over Article 21. Motion to pass over was passed unanimously by voice vote.

At 8:32 PM, a motion was made to adjourn Town Meeting, and seconded. Motion was passed unanimously by voice vote.

**THANK YOU FOR ATTENDING THE NOVEMBER 2022
FALL TOWN MEETING**

**TOWN CLERK'S
SUMMARY OF RECEIPTS
FOR THE YEAR 2021**

	<u>Number Issued</u>	<u>Gross Receipts</u>	<u>Receipts Paid to STATE</u>	<u>Receipts Paid to TOWN</u>
Dog License	1777	\$28,840.00	---	\$28,840.00
Misc. Licenses, Certificates, Etc.	1686	\$22,385.00	---	\$22,385.00
Non-Criminal Citations	6	\$ 55.00	---	\$ 55.00
TOTALS	3436	\$51,280.00	---	\$51,280.00

The Town of Bellingham accepted the provisions of Massachusetts General Laws Chapter 140, Section 147A at the special Town Meeting held on December 15, 1987. This authorized the town to keep all fees collected from the sale of dog licenses or monies received as fines.

Dog and Kennel Licenses are due annually April 1st.

A \$20.00 late fee is imposed after June 30th for each dog licensed.

A true record.

ATTEST:

Lawrence J. Sposato, Jr.
Lawrence J. Sposato, Jr.
Bellingham Town Clerk

MISCELLANEOUS LICENSES, RECORDALS, CERTIFICATES, ETC. For the year ending:

December 31, 2021

	Unit Price	Amount Sold	YEARLY TOTAL
Birth Certificates	10.00	350	\$3,500.00
Death Certificates	10.00	782	\$7,820.00
Marriage Certificates	10.00	289	\$2,890.00
Marriage Intentions	25.00	102	\$2,550.00
Business Certificates	50.00	94	\$4,700.00
Raffle & Bazaar Permits	10.00	6	\$60.00
Underground Storage Permits	25.00	32	\$800.00
Street Lists - Residents	10.00		
Street Lists - Non Residents	15.00	1	\$10.00
Miscellaneous Fee	5.00		
Miscellaneous Fee	15.00		
Miscellaneous Fee	20.00		
Miscellaneous Fee	35.00		
Miscellaneous Fee	60.00		
Non-Criminal Disposition - 25.00	25.00		
Non-Criminal Disposition - 50.00	50.00		
Non-Criminal Disposition - 60.00	60.00	1	\$55.00
Non-Criminal Disposition - 100.00	100.00		
Non Criminal Disposition - 200.00	200.00		
Non-Criminal Disposition - 300.00	300.00		
Non Criminal Disposition - 400.00	400.00		
Non Criminal Disposition - 500.00	500.00		
Non-Criminal Disposition - 600.00	600.00		
Non-Criminal Disposition - 1,000.00	1,000.00		
Non-Criminal Disposition - 3,600.00	3,600.00		
Subpoena/Summons Fees	Varied		
Misc. Non Criminal -			
Misc. Certifications	varied		
Misc. Court Fees			
Total Issued			
A True Record.	Total		\$22,385.00

Attest:

Lawrence J. Sposato, Jr.
Lawrence J. Sposato, Jr.
Bellingham Town Clerk

VITAL STATISTICS RECORD

2022

BIRTHS	157
MARRIAGES	115
DEATHS	157
TOTALS	429

Vital statistics recorded in the Town Report reflect events which occurred ONLY in Massachusetts. Many of Bellingham's births and deaths are in surrounding hospitals in Rhode Island and are considered out-of-state records and not returned to the town of residence.

MARRIAGES recorded in the Town of Bellingham include ONLY those couples that filed their marriage intention in Bellingham.

OUT OF WEDLOCK BIRTHS:

Chapter 556 of the Acts of 1989 allow for resident copies of out of wedlock births to be transmitted to the town of residents, upon request of the mother at the time of birth. This act has been in effect since February 27, 1990 and applies to births from that date to the present.

These records are still considered "impounded" and access is limited to the following individuals:

- Mother and Father - if Father is listed on record
- Child
- Legal Guardian of the Child - with proper legal papers
- Legal representative of the above

DEATHS RECORDED IN THE TOWN OF BELLINGHAM

IN THE YEAR 2022

DATE OF DEATH	NAME OF DECEASED	AGE
JANUARY		
1	Nancy Yannino	95
3	Lois M Knott	95
4	James Bernard Corsi	60
9	Nancy S Dutremble	81
9	Jean Marie Hallfelder	90
11	Kristopher Richard Hughes	60
12	Joyceanne Judkins	76
12	Keith R Post	48
13	Christine M Curran	86
15	Nancy Jean Madigan	75
17	Gracia M Brouillette	92
17	Evan Scott Keefe	36
17	Muriel J Remillard	80
18	Jeffrey Rosenberg	66
20	Barbara A Besterfield	85
20	Joann D Boyce	67
20	Debra S Ghioni	57
27	Martin Coburn Briggs	69
27	Helen Trainor Tustin	99
31	Jeffrey M. Lewis	51
FEBRUARY		
1	Paula Marie Brown	50
2	Catherine J. Donaldson	63
3	John G. Farrell	78
6	Josephine M. Bourgerie	97
7	Estelle M. Ours	92
8	Richard Stanley Pike	86
9	Cameron Luke Crockett	52
9	Anne C. Thompson	73
9	Gerald P. Blumenthal	76
9	Patrick J. Curran	72
10	Raymond Joseph Hamelin Jr.	65
11	William Paul Hemstedt Jr.	66
13	Thomas Leo Marlborough	81
14	Anne C. Gravel	85
14	Diane A. Meehan	81
16	David A. Crea	69
17	Richard J. Bibbo	60

DEATHS RECORDED IN THE TOWN OF BELLINGHAM

IN THE YEAR 2022

DATE OF DEATH	NAME OF DECEASED	AGE
MARCH		
4	John F Fowler	83
8	Roger Gerard Degre	84
11	Geraldine L Lapio	75
15	Clarice A Gorman	58
18	Susan Durand	66
20	Lois Anne Luise	93
25	James W Lowry Sr.	85
25	James R Norman	38
29	Edward H Raider	78
30	Thomas J Paquette	76
31	Roland R Lamoureux	66
APRIL		
9	Ruth Barbara Leclair	81
11	Elizabeth A Vichi	90
17	Harry L Jenkins	90
18	Robert H. Hemmer	70
20	Lorraine R Rabidou	63
21	Ina Delin	92
21	Marta De Paula	61
23	Cecilia F McQuade	94
24	Frederick J Munro	81
24	Carol S Soter	83
25	Robert Lawrence Dumont	65
25	Cheryl Lynn Holder	77
25	Gilbert L Trudeau	76
27	Charles F Harrison	86
27	Mary R Markey	105
MAY		
1	Mary K Smith	63
13	Hibbard E Armour	95
13	Francis Gruttner	67
20	Dennis Derosiers	76
21	Zelia Maria Brennan	78
27	Phyllis Marie Tagliaferri	87
27	Cynthia J Warren	62
29	Edward Alfred Albee	79
31	Leeann Pickering	57

DEATHS RECORDED IN THE TOWN OF BELLINGHAM IN THE YEAR 2022

DATE OF DEATH	NAME OF DECEASED	AGE
JUNE		
3	Susan Kathleen Byam	69
4	Michael Andrew Castellini	75
6	Maryellen Clopeck	69
6	Fouad Boulos Loulache	82
7	Patricia Ann Bertone	70
7	Cynthia Joan Prescott	58
14	Annette Ward	92
17	Jacqueline Denise Larson	93
19	Anibal D Galvin	92
24	Gloria M Jenckes	86
24	Frances Zaikis Taylor	80
25	John Richard Hogan Jr.	77
JULY		
7	Wayne S Morey	83
9	Thomas F Gaudreau	76
10	Blanche M Fournier	97
13	Robert R Champeau	60
14	Thomas Michael Carey	84
14	Robert Paul Hill	69
19	Kathleen M Jones	79
24	Donna L Feola	66
27	Thomas A Fournier	70
31	Marjorie A Beal	71
AUGUST		
1	Rodney A Frazer	83
1	Rita G Lovejoy	73
4	Elizabeth A Willey	83
10	Maria Themistocles Crowson	89
13	Thomas O Thibault	68
20	John J Ward Jr.	93
23	Gary A Gentile Jr	46
25	Carl Dastoli	65
25	Lawrence E. Rudolph	91
28	Mary R O'Connell	97
SEPTEMBER		
1	Elaine E Szamreta	74
7	Paul H Alexander Jr.	66
7	Paul Francis Carchedi	69
13	Eileen A Clinton	61

DEATHS RECORDED IN THE TOWN OF BELLINGHAM

IN THE YEAR 2022

DATE OF DEATH	NAME OF DECEASED	AGE
SEPTEMBER		
16	Margaret M Sculos	95
20	Dimitrios A Stathakis	61
21	Jay E Taylor	69
22	Patricia Collins	81
22	Dennis P Mattson	79
23	Eva W Tota	93
26	Joseph D Sullivan Jr.	61
OCTOBER		
3	George A Pelletier Jr.	65
3	Marion Van Wie	85
4	Marcel A Gauthier	72
5	Marie Alice Harkins	84
11	Margaret Marie Guillet	66
23	Thurman Wayne Barbour	87
31	Mildred L. Woodman	90
NOVEMBER		
1	Arlene Martha Gaffney	73
3	Cynthia Ann Bardell	75
3	Gregory Owens Sweet Jr.	38
4	Kirsten Leigh Silven	34
5	David Lawrence Hill	67
10	Deborah A Cobban	67
16	Earl F. Derick Jr.	95
18	Alexander Lucas Smith	48
24	Paul C. Natale	53
25	Scott S. Marley	56
29	Assunta DeFazio	92
DECEMBER		
2	Confesora Perez	77
3	Ian Robert Shumaker	11
6	Nicholas Hedges	66
7	Marie L. Cote (Camelli)	85
8	Jane Ellen Middleton	53
10	Guy Arthur Myers	70
12	John P. Larney Jr.	78
13	Roberta Richardson	80
30	Albert Robert Marcet	87

MARRIAGES RECORDED IN THE TOWN OF BELLINGHAM

IN THE YEAR 2022

DATE OF MARRIAGE	NAME OF PRINCIPALS	RESIDENCE
JANUARY		
2	Charles Samuel Cremer Nicole Victoria Carter	Bellingham, MA Bellingham, MA
21	Ethan Joseph Steeves Heather Leigh Bertoni	Bellingham, MA Bellingham, MA
22	Brandon David Doiron Thayna Carolyne Neves-Grigg	Bellingham, MA Bellingham, MA
FEBRUARY		
6	John Patrick Quinn Elizabeth Ann Lofgren	Bellingham, MA Bellingham, MA
24	Tymothy Michael Crane Cindy Lizy dos Santos	Woonsocket, RI Woonsocket, RI
MARCH		
12	John Daniel Nunez Lopez Donna Jeanne Romanazzi	Bellingham, MA Bellingham, MA
12	Demetrios Klisiaris Kristen Anne Kinney	Bellingham, MA Bellingham, MA
13	Cody Austin Ford Amanda Nicole Newton	Bellingham, MA Bellingham, MA
13	Daniel Todd Croce Melissa Anne Quintal	Harrisville, RI Harrisville, RI
14	Andre Geraldo Cavoli Lyliane Da Costa Dias	Bellingham, MA Bellingham, MA
27	Michael Joseph Luise Jay Fernando Pereira	Bellingham, MA Bellingham, MA

MARRIAGES RECORDED IN THE TOWN OF BELLINGHAM

IN THE YEAR 2022

DATE OF MARRIAGE	NAME OF PRINCIPALS	RESIDENCE
APRIL		
8	Rohail H. Naqvi Shahnaz Akhtar	Bellingham, MA Bellingham, MA
20	Kyle Allen McKellick Angela Marie Della Torre	Woonsocket, RI Bellingham, MA
24	Michael John Nasta Anastasia Mae Joanis	Upper Saddle River, NJ Franklin, MA
MAY		
10	Rayan Mohamad Shamas Deema Nasser	Bellingham, MA Bellingham, MA
15	Joshua Wayne Harper Valine Eve Hildebrand	Bellingham, MA Whitinsville, MA
15	Joseph Dominic Silvestro II Natasha Nicole Polo	Bellingham, MA Bellingham, MA
19	Nicholas Alan Pardo Sophia Erin Greenberg	Bellingham, MA Bellingham, MA
22	Kevin Michael Ferri Kelly Rose Black	San Antonio, TX San Antonio, TX
JUNE		
4	Kevin Thomas Sorge Jessica Dawn Lynch	Bellingham, MA Bellingham, MA
4	David Roland Weigel Michele Jenkins-Sheehan	Bellingham, MA Bellingham, MA
5	William Louis Roberts, Jr. Yoshino Kimura	Bellingham, MA Kadena Cho, Okinawa Japan
5	Mathew Steven Delorme Amanda Jean Crugnale	Bellingham, MA Bellingham, MA
5	Blaine J. Cullinan Leslie Ann DeMuth	Arthur, NE Bellingham, MA

MARRIAGES RECORDED IN THE TOWN OF BELLINGHAM

IN THE YEAR 2022

DATE OF MARRIAGE	NAME OF PRINCIPALS	RESIDENCE
JUNE		
11	Anthony John Sciortino Kai Shana VanBreedam	Bellingham, MA Bellingham, MA
12	Matthew Gerard Pelletier Kaley Michelle Hammann	Cherry Point, NC Bellingham, MA
17	Derek Louis St. Germain Sarah Catherin Brown	Lincoln, RI North Attleboro, MA
18	Brett Thomas Walsh Colleen Anne Woods	Bellingham, MA Bellingham, MA
18	Daniel Michael DiBari Marissa Nicole Trone	Middleboro, MA Woonsocket, RI
19	Shawn Michael Kelly Mary Elizabeth Defazio	North Attleboro, MA North Attleboro, MA
20	Osbourne Everet Ximines Roshania Annise Tully	Bellingham, MA Middletown, NY
20	Ryan Stephen Hines Jennifer Fae Ormerod	Bellingham, MA Bellingham, MA
25	Niall Wintrub Barton Kasey Nicole Bressler	Blackstone, MA Blackstone, MA
25	Nikolas Joseph Felice Samantha Rose Hollis	Danielson, CT Danielson, CT
JULY		
1	Joshua Scott Fletcher Emily T. Keyes	Bellingham, MA Bellingham, MA
1	Jacob Scott Larson Ashley Margaret Keizer	Bellingham, MA Bellingham, MA
2	Todd Allen Houghton Devon Adel Almeida	Bellingham, MA Bellingham, MA
16	Rocco Rodrigue Girard Rose Ann Tancerell	Blackstone, MA Blackstone, MA

MARRIAGES RECORDED IN THE TOWN OF BELLINGHAM

IN THE YEAR 2022

DATE OF MARRIAGE	NAME OF PRINCIPALS	RESIDENCE
JULY		
19	Michael L. Amato Olivia Perelez	Bellingham, MA Bellingham, MA
22	John Christopher Faraday Melanie Ann Wentzell	Bellingham, MA Bellingham, MA
23	Alain Jamil El Khoury Maya Salo	Bellingham, MA Worcester, MA
30	Claudio Moreno Goncalves Vania Sofia Andrade	Bellingham, MA Bellingham, MA
30	Ian Joseph McCarthy Maria Paula Ramon Soto	Uxbridge, MA Marlborough, MA
AUGUST		
6	Jimmie D. Smith Arlinda Lorraine Ross	Bellingham, MA Bellingham, MA
12	Steven Philip Curry Deanna Lynn Rigney	Blackstone, MA Blackstone, MA
19	Nathan Edward Forestal Kortni Dawn Plesh	Bellingham, MA Bellingham, MA
19	Michael Richard Quinn Kristen Ashley Blanchard	Cumberland, RI Cumberland, RI
27	Efren Zaldivar Lopez Adrianna Olivia Caramela-Fontaine	Bellingham, MA Bellingham, MA
27	Robert Francis Deveau, Jr. McKayla Lynn Hurley	Bellingham, MA Bellingham, MA
28	Justin Manuel Crespo Blanca Lisseth Cruz-Colato	Providence, RI Providence, RI
31	Sean Mitchell O'Brien Emily Crowe	Bellingham, MA Bellingham, MA

MARRIAGES RECORDED IN THE TOWN OF BELLINGHAM

IN THE YEAR 2022

DATE OF MARRIAGE	NAME OF PRINCIPALS	RESIDENCE
SEPTEMBER 2	Robert Christian Clark Regina Felicia Figueroa	Bellingham, MA Bellingham, MA
2	Alexander George Erban Erin Michelle Dixon	Bellingham, MA Bellingham, MA
3	Timothy Michael Bell Casey Lynn Brothers	Blackstone, MA Blackstone, MA
3	Peter Phillip Fortier Cathy Ann Kelson-Reid	Bellingham, MA Bellingham, MA
3	Brendan Robert Goff Alyssa Marie Cooperider	Bellingham, MA Bellingham, MA
3	Kevin Buckley Richard Elizabeth Nicole Dickie	Lincoln, RI Lincoln, RI
8	Alan Joseph Blamires Amanda Nicole Desjardins	Warwick, RI Warwick, RI
9	Shaun Robert Gauthier Anne-Marie Bryant	Bellingham, MA Bellingham, MA
10	Nicholas Ryan DiSaia Nevena Teodosic	Bellingham, MA Bellingham, MA
10	Mario Vicent Gemain Ashly Dobelbower	Bellingham, MA Bellingham, MA
10	William Louis Grossi, Jr. Chelsea Marie Tyrell	West Warwick, MA West Warwick, MA
10	Cello Romario Guncay Veronica Gabriela Vasquez	Milford, MA Milford, MA
10	Nicole Marie Sandell Michaela Jane Dechellis	Bellingham, MA Bellingham, MA

MARRIAGES RECORDED IN THE TOWN OF BELLINGHAM IN THE YEAR 2022

DATE OF MARRIAGE	NAME OF PRINCIPALS	RESIDENCE
SEPTEMBER		
11	Michael Edward Robert Roche Jessica Lynn Ducharme	Bellingham, MA Bellingham, MA
11	Sean Austin Snead Chelsea Ann Martin	Woonsocket, RI Woonsocket, RI
16	Adam Manning Casey Deely	Bellingham, MA Bellingham, MA
17	Rod George Cameron April Ann Pitrone	Bellingham, MA Bellingham, MA
17	Richard William Curtin Tesa Rose Stearns	Glen Burnie, MD Glen Burnie, MD
18	Jesse A. Peralta Katerina Victoria Amaral	Rumford, RI Rumford, RI
23	Luke Joseph Gonya Morgan Hannah McKenney	Blackstone, MA Barrington, RI
24	Anthony Joseph Galati Jessica Claire Hanson	Fort Myers, FL Fort Myers, FL
24	Henry Girard Samantha Rose Demers	Pascoag, RI Pascoag, RI
25	Kassidy Alberta Roux Amy Michelle Williams	Woonsocket, RI Woonsocket, RI
29	Michael Francis D'Aniello Evangeline Feliz Felix	Bellingham, MA Bellingham, MA
30	Brian Patrick Ahern Kelley Vivian Morris	Bellingham, MA Bellingham, MA
OCTOBER		
1	Vincent Cawley Andrews Donna L. Stok	Bellingham, MA Bellingham, MA

MARRIAGES RECORDED IN THE TOWN OF BELLINGHAM

IN THE YEAR 2022

DATE OF MARRIAGE	NAME OF PRINCIPALS	RESIDENCE
OCTOBER		
1	Raymond George Ruest Lisa Jeanne Griffen	Bellingham, MA Bellingham, MA
1	Matthew Richard Wynn Spader Ashley Lin Berube	Cumberland, RI Cumberland, RI
2	Jonathan Aloysius Langeveld Julianne Sky Miller	Woonsocket, RI Woonsocket, RI
2	Gregory Matthew Metrick Kethlyn Sastanha Santos	Bellingham, MA Bellingham, MA
8	William Clifford Hebert Darci Lyn Mayzer	Bellingham, MA Bellingham, MA
8	Paul N. Lafond Kimberly M. Josefek	Blackstone, MA Blackstone, MA
8	Justin Anthony Milano Allison Elizabeth White	Bellingham, MA Bellingham, MA
8	David Louis Rettig Amy Gagne	Bellingham, MA Bellingham, MA
8	Michael George Vasconcelos Samantha Michelle Dattero	Sharon, MA Mansfield, MA
9	Jamie Scott Scanlon Charline Marie Bridges	Bellingham, MA Bellingham, MA
10	Frank Maxwell Baiden Marian Asare	Blackstone, MA Blackstone, MA
14	Matthew Scott Franks Shannon Grace Trevett	Woonsocket, RI Woonsocket, RI
15	Ryan Robert Crowell Kasey Marie Linton	Bellingham, MA Bellingham, MA
15	Michael Foster Kane Jillian Christine Kozub	Bellingham, MA Bellingham, MA

MARRIAGES RECORDED IN THE TOWN OF BELLINGHAM

IN THE YEAR 2022

DATE OF MARRIAGE	NAME OF PRINCIPALS	RESIDENCE
OCTOBER		
15	Jeffrey Steven Morandi Elizabeth Irene Schoener	Bellingham, MA Bellingham, MA
16	Jake Robert Boudreau Rebecca Lynn Walls	Bellingham, MA Bellingham, MA
21	Alexander John Wight Jessyka Almeida Rios Otto	Franklin, MA Franklin, MA
22	Dwayne Harold McDonald Catherine A. Iacuzzi	Bellingham, MA Bellingham, MA
22	Erin Marie Driscoll Rasheed Chinn	Milford, MA Milford, MA
27	Robert Edmunds Carolyn Jean Blanchette	Blackstone, MA Blackstone, MA
29	Ciaran Edward Nugent Molly Erin Malone	Bellingham, MA Bellingham, MA
31	Kristopher Glen Swanson Jessica Rae Gonzalez	Blackstone, MA Blackstone, MA
NOVEMBER		
2	Elmer Adonay Vasquez Rodriguez Maria Fernanda Vergara Castro	Milford, MA Milford, MA
5	Jeffrey Mitchell Haley Annmarie Tyrrell	Blackstone, MA Blackstone, MA
5	Joshua K. Tran Aksonethip Keophakdy	Shrewsbury, MA Woonsocket, MA
6	Blaise M. Lavelle Cidalia M. Soares	Cumberland, RI Cumberland, RI
6	Bryce Allen Kipp Benjamin Tyler Prendiville	North Providence, RI North Providence, RI
6	Randy Paul Crandall Michelle Kirby	Bellingham, MA Bellingham, MA

MARRIAGES RECORDED IN THE TOWN OF BELLINGHAM IN THE YEAR 2022

DATE OF MARRIAGE	NAME OF PRINCIPALS	RESIDENCE
NOVEMBER 12	John Francis Crawley Alexandra Elizabeth Knight	Franklin, MA Franklin, MA
26	Gary Steven Dupre Renee Yvonne Lemois	Cumberland, RI Cumberland, RI
DECEMBER 3	Zachary Leo Martin Noel Elizabeth Moschella	Lincoln, RI Wayland, MA
4	Ryan Francis Cartier Emily Catherine Onufrak	Bellingham, MA Bellingham, MA
9	Kyle Joseph Marcinkiewicz Alexandra Leigh Cataldo	Bellingham, MA Bellingham, MA
20	Felipe de Souza Elizete Maria Gabrielczyk	Bellingham, MA Bellingham, MA
28	Benjamin Toll Hallion Lauren Grace McCabe	Bellingham, MA Bellingham, MA

Bellingham Animal Control

As Animal Control Officer, I submit my report for the year ending December 31st, 2022.

Calls received and investigated – 3,010

Citations issued- 367

Dogs picked up not claimed -17

Dogs picked up claimed by owner -85

Dogs found off leash -90

Cats picked up- 55

Other Animals picked up- 70

Wild Animals Euthanized- 55

Animals taken to the Vet- 35

Dead Animals picked up- 745

All Cats and Dogs that are not claimed after 7 days go to shelters

To Adopt a Cat or Dog call

Purrfect Cat (508)533-5855

Medfield Animal Shelter (508)359-8989

Animal Control Officer/Dept. Head

Tracey Taddeo



Bellingham Animal Inspector

As Animal Inspector, I submit my report for the year ending December 31, 2022.

Dairy Cows- 0
Beef Cattle- 0
Goats- 4
Sheep- 0
Swine- 0
Horses- 19
Ponies- 4
Chickens- 58
Waterfowl- 7
Gamebirds- 6
Rabbits- 0
Mules- 0
Donkeys- 1
Minature Horses- 3
Turkeys- 1

Animal Bites: 46 Animal Bites were reported

All were quarantined for a period of 10 days, 45 days, 90 days, or 6 months depending on circumstances.

Animals tested: 31 Animals were sent to the State Lab to be tested for Rabies with 0 testing positive.

Bellingham Board of Health

2022 Annual Report

The Board of Health (BOH) annual goals are always to promote and improve good health throughout the Town. By setting goals periodically, reviewing various practices and policies, utilizing the skills, knowledge and dedication of the staff and consultants, the Board continues to improve services and maintain delivery in an effective and cost-efficient manner.

Annual goals were address at each meeting while some were put on hold to collect more information for implementation or funding them. The board re-addressed other goals with regards to housing, littering, non service pets in stores with food permits and our agents working with businesses and residents with assistance to them with the town's online permit system (Permiteyes).

The Board of Health consisted of three members: Kelly McGovern served as Chairman, Vincent Forte Jr. served as Vice Chairman, and Patricia Leclair served as Member. Ms McGovern did not seek re-appointment and the Select board appointed a new member Mike Hennessey. The board re-organized and Vincent Forte, Jr. served as Chairman, Patricia Leclair as Vice Chair and Mike Hennessey served as Member. Our meeting minutes clerk is Laura Renaud.

Bruce Wilson served as its Health Agent, Laura Renaud served as our Administrative Health Agent and Esther Martone served as its Public Health Nurse for 1st part of the year and on 1 July 2022 the Board contracted with Milford VNA to continue to provide medical assistance and services to our residents & town employees. The VNA provides the Board with monthly Covid 19 and Flu cases as new variants arise and our Fall flu season begins. They also conducted our annual flu clinic for Town employees.

Robert Griffin III served as the Food Inspector and also our Board's Tobacco Agent. He successfully inspected each of the 128 food establishments (restaurants, retail sales, mobile food trucks and residential kitchens) and 30 establishments with tobacco permits.

As is customary practice of the Board since 1995, the BOH, even during Covid, sought to maintain the Community Septic Management Program (CSMP), which provides funds available for local septic upgrade/renewal loans at a cost of 3% for up to 20 years. Since the inception of the Septic Loan Program the Board has overseen over 250 new septic systems since the program's inception. In 2022 the Board had repaired 3 septic systems with 8 septic systems nearing completion. In May, at the Town Meeting, citizens authorized the Board to apply to CSMP for \$300,000.00 in funding for the program. The office accepts applications on a

continuous basis from residents seeking to replace failed/ failing septic systems. This program is provided at no net cost to the Town and allows property owners to have a reasonable option in dealing with the high cost of septic replacement. The goal is to maintain a safe health environment while protecting and re-charging the town's water supply aquifers. Sewer systems do not re-charge as they send the water away from the aquifers.

The Board coordinated and successfully implemented its annual Earth Day clean-up that resulted in approximately 25 to 30 volunteers cleaning and removal of trash along several of our roads. The Board will continue this clean-up effort as an annual event.

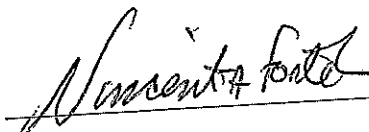
The relationship between the Board, the office staff and other Boards/Departments continue to prove that we can all work as partners to promote public health in our Town.

PERMITS FOR 2022
TOTAL FEES COLLECTED \$ 71,111.00

114 Food Permits	1 Tanning Establishment Permit
8 Mobile Food Permits	4 Body Art Establishment Permits
4 Temporary Food Permits	16 Body Art Practitioner Permit
2 Residential Kitchen Permits	1 Motel Permit
33 Disposal Works Permits	11 Nail Salon Permits
59 Repaired Septic System Permits	2 Semi-Public Pool Permits
17 New Septic System Permits	2 Burial Agent Permits
220 Septic Construction Inspections	4 Well Permits
2 Campground Permits	2 Syringe Permits
22 Septage Hauler Permits	2 Privy Permits
26 Donation Bin Permits	30 Tobacco Permits
13 Livestock Permits	

Bellingham Board of Health

Respectfully,



Vincent Forte, Jr.
Chairperson



Patricia Leclair
Vice Chairperson

Michael Hennessey
Member



TOWN OF BELLINGHAM

Office of the BOARD OF REGISTRARS

Bellingham Municipal Center
10 Mechanic Street
Bellingham, MA 02019

Tel: 508-657-2830
Fax: 508-657-2832

Report of the Board of Registrars for 2022

The following residents comprise the Board of Registrars: William Bissonnette (Democrat), Maria Nyren (Democrat), Sandra L. Tracy (Republican), and Town Clerk Lawrence J. Sposato, Jr. (Republican), who also serves as Clerk to the Board of Registrars. Thank you from the Town Clerk to the rest of the Board of Registrars for all their help and support.

As of December 31, 2022, there were 12,419 registered Voters in Bellingham. This number includes inactive voters scheduled for removal from the voter rolls pursuant to Massachusetts General Law (MGL).

Elections and Town Meetings

In 2022, there were three elections held: Annual Town Elections, State Primary and State Election. All Elections were held at the Bellingham High School Gymnasium. There were official Early Voting hours held for both the Primary and General Election, in addition to Mail-In voting. Voter Registration hours were held prior to the all elections and Town Meetings, as prescribed by MGL.

The Annual Spring Town Meeting held on May 25th; Annual Fall Town Meeting was held on November 16th. Both Town Meetings were assembled in the Bellingham High School Auditorium. In both cases, Poll Pads were successfully used for check-in, and, EZ-Vote "clickers" were successfully used to capture votes.

Annual Town Census

The Board of Registrars conducted the Annual Town Census in January, and, mailed approximately 7000 census forms – one to each household in the Town (including vacant homes). The Towns population as of December 31, 2020 was certified at 16,993, including active and inactive voters, minors, protected public service employees and their families. It is important that all residents in Town are represented on the Town Census. The Town of Bellingham depends on the accuracy of our census for many of the monetary aids from State and Federal government programs.

Completing the census does not register a resident to vote. In order to register, or, change party affiliation, you may obtain forms from the Town Clerk, register through the RMV (and other State agencies), or online at mass.gov.

When voters fail to respond to the Town's Annual Census (Street Listing) by April 1st in any given year, they will be marked as an "Inactive Voter" per MGL Chapter 51, §37, and shall receive notification. They could eventually be dropped from the voter rolls once the qualifying terms of the MGL are met.

Voter Registration

A reminder to residents regarding laws governing voter registration:

When voters move from one street address in Town to another, they are required to file a written change of address form (available by mail or from the Town Clerk's office) with the Board of Registrars. This is very important to ensure that your voting information moves with you to your new address.

Minors who are 16 and 17 years of age, may pre-register to vote; they will automatically be added to the voter rolls when they turn 18. An advantage of pre-registration is that "last day to register" deadlines become moot. Example: If an election is scheduled for May 4th, and the last day to register prior to said election is April 20th, and, a pre-registered individual is turning 18 on May 3rd, that individual will be able to vote on May 4th, even though he/she was not 18 by the last day to register deadline.

New residents may register to vote in Bellingham on their first day of residence (no length of residency requirement). They will become immediately eligible to vote in at all subsequent elections or Town Meetings, provided the registration is prior to the deadline for registration for a particular Election or Town Meeting.

Voter registration forms are available at the Town Clerk's office (508-657-2830 or 508-657-2831), through the RMV (and assorted other State agencies), or, online at mass.gov. You may also email the Town Clerk at townclerk@bellinghamma.org or lsposato@bellinghamma.org, requesting that an application be mailed to you.

Annual Town Election

A total of 578 residents voted in our 2022 municipal election, an increase from 471 from in 2021. There was only one contested race which was for Planning Board.

Absentee Ballots

Generally, absentee ballots are available for all elections throughout the year for registered voters who are unable to make designated Early Voting hours or vote at the polls on Election Day for the following reasons:

- being absent from Bellingham during Early Voting or normal polling hours on Election Day, or,
- physical disability or illness preventing one from getting to Early Voting sessions or to the polls on Election Day, or,
- bona fide religious beliefs

Absentee requests must be made every year. Renewal applications go out to all "permanent" absentee voters in January for the upcoming year. Absentee voting for Town Meeting is not allowable by law at this time.

To receive an Absentee Ballot application through the mail:

- contact the Town Clerk's office by phone (508-657-2830) or fax (508-657-2832), or email (townclerk@bellinghamma.org) to make you request.
- send a signed written letter through the mail requesting an absentee ballot, and, where it should be mailed
- come into the Town Clerk's office during regular business hours and vote in person.

Bellingham Town Clerk's regular business hours are:


Monday through Thursday 8:30 AM – 4:30 PM

Friday 8:30 AM – 1:00 PM

Closing Statement

In closing the Board of Registrars wishes to thank all election workers, full and part time staff, and, the residents of Bellingham for their cooperation and support.

Respectfully submitted,



Lawrence J. Sposato, Jr.
Clerk, Board of Registrars
Bellingham Town Clerk

1	2	3	4	5	6	7	8	9	10	11	12	13	14	15	16	17	18	19	20	21	22	23	24	25	26	27	28	29	30	31	32	33	34	35	36	37	38	39	40	41	42	43	44	45	46	47	48	49	50	51	52	53	54	55	56	57	58	59	60	61	62	63	64	65	66	67	68	69	70	71	72	73	74	75	76	77	78	79	80	81	82	83	84	85	86	87	88	89	90	91	92	93	94	95	96	97	98	99	100	101	102	103	104	105	106	107	108	109	110	111	112	113	114	115	116	117	118	119	120	121	122	123	124	125	126	127	128	129	130	131	132	133	134	135	136	137	138	139	140	141	142	143	144	145	146	147	148	149	150	151	152	153	154	155	156	157	158	159	160	161	162	163	164	165	166	167	168	169	170	171	172	173	174	175	176	177	178	179	180	181	182	183	184	185	186	187	188	189	190	191	192	193	194	195	196	197	198	199	200	201	202	203	204	205	206	207	208	209	210	211	212	213	214	215	216	217	218	219	220	221	222	223	224	225	226	227	228	229	230	231	232	233	234	235	236	237	238	239	240	241	242	243	244	245	246	247	248	249	250	251	252	253	254	255	256	257	258	259	260	261	262	263	264	265	266	267	268	269	270	271	272	273	274	275	276	277	278	279	280	281	282	283	284	285	286	287	288	289	290	291	292	293	294	295	296	297	298	299	300	301	302	303	304	305	306	307	308	309	310	311	312	313	314	315	316	317	318	319	320	321	322	323	324	325	326	327	328	329	330	331	332	333	334	335	336	337	338	339	340	341	342	343	344	345	346	347	348	349	350	351	352	353	354	355	356	357	358	359	360	361	362	363	364	365	366	367	368	369	370	371	372	373	374	375	376	377	378	379	380	381	382	383	384	385	386	387	388	389	390	391	392	393	394	395	396	397	398	399	400	401	402	403	404	405	406	407	408	409	410	411	412	413	414	415	416	417	418	419	420	421	422	423	424	425	426	427	428	429	430	431	432	433	434	435	436	437	438	439	440	441	442	443	444	445	446	447	448	449	450	451	452	453	454	455	456	457	458	459	460	461	462	463	464	465	466	467	468	469	470	471	472	473	474	475	476	477	478	479	480	481	482	483	484	485	486	487	488	489	490	491	492	493	494	495	496	497	498	499	500	501	502	503	504	505	506	507	508	509	510	511	512	513	514	515	516	517	518	519	520	521	522	523	524	525	526	527	528	529	530	531	532	533	534	535	536	537	538	539	540	541	542	543	544	545	546	547	548	549	550	551	552	553	554	555	556	557	558	559	560	561	562	563	564	565	566	567	568	569	570	571	572	573	574	575	576	577	578	579	580	581	582	583	584	585	586	587	588	589	590	591	592	593	594	595	596	597	598	599	600	601	602	603	604	605	606	607	608	609	610	611	612	613	614	615	616	617	618	619	620	621	622	623	624	625	626	627	628	629	630	631	632	633	634	635	636	637	638	639	640	641	642	643	644	645	646	647	648	649	650	651	652	653	654	655	656	657	658	659	660	661	662	663	664	665	666	667	668	669	670	671	672	673	674	675	676	677	678	679	680	681	682	683	684	685	686	687	688	689	690	691	692	693	694	695	696	697	698	699	700	701	702	703	704	705	706	707	708	709	710	711	712	713	714	715	716	717	718	719	720	721	722	723	724	725	726	727	728	729	730	731	732	733	734	735	736	737	738	739	740	741	742	743	744	745	746	747	748	749	750	751	752	753	754	755	756	757	758	759	760	761	762	763	764	765	766	767	768	769	770	771	772	773	774	775	776	777	778	779	780	781	782	783	784	785	786	787	788	789	790	791	792	793	794	795	796	797	798	799	800	801	802	803	804	805	806	807	808	809	810	811	812	813	814	815	816	817	818	819	820	821	822	823	824	825	826	827	828	829	830	831	832	833	834	835	836	837	838	839	840	841	842	843	844	845	846	847	848	849	850	851	852	853	854	855	856	857	858	859	860	861	862	863	864	865	866	867	868	869	870	871	872	873	874	875	876	877	878	879	880	881	882	883	884	885	886	887	888	889	890	891	892	893	894	895	896	897	898	899	900	901	902	903	904	905	906	907	908	909	910	911	912	913	914	915	916	917	918	919	920	921	922	923	924	925	926	927	928	929	930	931	932	933	934	935	936	937	938	939	940	941	942	943	944	945	946	947	948	949	950	951	952	953	954	955	956	957	958	959	960	961	962	963	964	965	966	967	968	969	970	971	972	973	974	975	976	977	978	979	980	981	982	983	984	985	986	987	988	989	990	991	992	993	994	995	996	997	998	999	1000	1001	1002	1003	1004	1005	1006	1007	1008	1009	1010	1011	1012	1013	1014	1015	1016	1017	1018	1019	1020	1021	1022	1023	1024	1025	1026	1027	1028	1029	1030	1031	1032	1033	1034	1035	1036	1037	1038	1039	1040	1041	1042	1043	1044	1045	1046	1047	1048	1049	1050	1051	1052	1053	1054	1055	1056	1057	1058	1059	1060	1061	1062	1063	1064	1065	1066	1067	1068	1069	1070	1071	1072	1073	1074	1075	1076	1077	1078	1079	1080	1081	1082	1083	1084	1085	1086	1087	1088	1089	1090	1091	1092	1093	1094	1095	1096	1097	1098	1099	1100	1101	1102	1103	1104	1105	1106	1107	1108	1109	1110	1111	1112	1113	1114	1115	1116	1117	1118	1119	1120	1121	1122	1123	1124	1125	1126	1127	1128	1129	1130	1131	1132	1133	1134	1135	1136	1137	1138	1139	1140	1141	1142	1143	1144	1145	1146	1147	1148	1149	1150	1151	1152	1153	1154	1155	1156	1157	1158	1159	1160	1161	1162	1163	1164	1165	1166	1167	1168	1169	1170	1171	1172	1173	1174	1175	1176	1177	1178	1179	1180	1181	1182	1183	1184	1185	1186	1187	1188	1189	1190	1191	1192	1193	1194	1195	1196	1197	1198	1199	1200	1201	1202	1203	1204	1205	1206	1207	1208	1209	1210	1211	1212	1213	1214	1215	1216	1217	1218	1219	1220	1221	1222	1223	1224	1225	1226	1227	1228	1229	1230	1231	1232	1233	1234	1235	1236	1237	1238	1239	1240	1241	1242	1243	1244	1245	1246	1247	1248	1249	1250	1251	1252	1253	1254	1255	1256	1257	1258	1259	1260	1261	1262	1263	1264	1265	1266	1267	1268	1269	1270	1271	1272	1273	1274	1275	1276	1277	1278	1279	1280	1281	1282	1283	1284	1285	1286	1287	1288	1289	1290	1291	1292	1293	1294	1295	1296	1297	1298	1299	1300	1301	1302	1303	1304	1305	1306	1307	1308	1309	1310	1311	1312	1313	1314	1315	1316	1317	1318	1319	1320	1321	1322	1323	1324	1325	1326	1327	1328	1329	1330	1331	1332	1333	1334	1335	1336	1337	1338	1339	1340	1341	1342	1343	1344	1345	1346	1347	1348	1349	1350	1351	1352	1353	1354	1355	1356	1357	1358	1359	1360	1361	1362	1363	1364	1365	1366	1367	1368	1369	1370	1371	1372	1373	1374	1375	1376	1377	1378	1379	1380	1381	1382	1383	1384	1385	1386	1387	1388	1389	1390	1391	1392	1393	1394	1395	1396	1397	1398	1399	1400	1401	1402	1403	1404	1405	1406	1407	1408	1409	1410	1411	1412	1413	1414	1415	1416	1417	1418	1419	1420	1421	1422	1423	1424	1425	1426	1427	1428	1429	1430	1431	1432	1433	1434	1435	1436	1437	1438	1439	1440	1441	1442	1443	1444	1445	1446	1447	1448	1449	1450	1451	1452	1453	1454	1455	1456	1457	1458	1459	1460	1461	1462	1463	1464	1465	1466	1467	1468	1469	1470	1471	1472	1473	1474	1475	1476	1477	1478	1479	1480	1481	1482	1483	1484	1485	1486	1487	1488	1489	1490	1491	1492</
---	---	---	---	---	---	---	---	---	----	----	----	----	----	----	----	----	----	----	----	----	----	----	----	----	----	----	----	----	----	----	----	----	----	----	----	----	----	----	----	----	----	----	----	----	----	----	----	----	----	----	----	----	----	----	----	----	----	----	----	----	----	----	----	----	----	----	----	----	----	----	----	----	----	----	----	----	----	----	----	----	----	----	----	----	----	----	----	----	----	----	----	----	----	----	----	----	----	----	-----	-----	-----	-----	-----	-----	-----	-----	-----	-----	-----	-----	-----	-----	-----	-----	-----	-----	-----	-----	-----	-----	-----	-----	-----	-----	-----	-----	-----	-----	-----	-----	-----	-----	-----	-----	-----	-----	-----	-----	-----	-----	-----	-----	-----	-----	-----	-----	-----	-----	-----	-----	-----	-----	-----	-----	-----	-----	-----	-----	-----	-----	-----	-----	-----	-----	-----	-----	-----	-----	-----	-----	-----	-----	-----	-----	-----	-----	-----	-----	-----	-----	-----	-----	-----	-----	-----	-----	-----	-----	-----	-----	-----	-----	-----	-----	-----	-----	-----	-----	-----	-----	-----	-----	-----	-----	-----	-----	-----	-----	-----	-----	-----	-----	-----	-----	-----	-----	-----	-----	-----	-----	-----	-----	-----	-----	-----	-----	-----	-----	-----	-----	-----	-----	-----	-----	-----	-----	-----	-----	-----	-----	-----	-----	-----	-----	-----	-----	-----	-----	-----	-----	-----	-----	-----	-----	-----	-----	-----	-----	-----	-----	-----	-----	-----	-----	-----	-----	-----	-----	-----	-----	-----	-----	-----	-----	-----	-----	-----	-----	-----	-----	-----	-----	-----	-----	-----	-----	-----	-----	-----	-----	-----	-----	-----	-----	-----	-----	-----	-----	-----	-----	-----	-----	-----	-----	-----	-----	-----	-----	-----	-----	-----	-----	-----	-----	-----	-----	-----	-----	-----	-----	-----	-----	-----	-----	-----	-----	-----	-----	-----	-----	-----	-----	-----	-----	-----	-----	-----	-----	-----	-----	-----	-----	-----	-----	-----	-----	-----	-----	-----	-----	-----	-----	-----	-----	-----	-----	-----	-----	-----	-----	-----	-----	-----	-----	-----	-----	-----	-----	-----	-----	-----	-----	-----	-----	-----	-----	-----	-----	-----	-----	-----	-----	-----	-----	-----	-----	-----	-----	-----	-----	-----	-----	-----	-----	-----	-----	-----	-----	-----	-----	-----	-----	-----	-----	-----	-----	-----	-----	-----	-----	-----	-----	-----	-----	-----	-----	-----	-----	-----	-----	-----	-----	-----	-----	-----	-----	-----	-----	-----	-----	-----	-----	-----	-----	-----	-----	-----	-----	-----	-----	-----	-----	-----	-----	-----	-----	-----	-----	-----	-----	-----	-----	-----	-----	-----	-----	-----	-----	-----	-----	-----	-----	-----	-----	-----	-----	-----	-----	-----	-----	-----	-----	-----	-----	-----	-----	-----	-----	-----	-----	-----	-----	-----	-----	-----	-----	-----	-----	-----	-----	-----	-----	-----	-----	-----	-----	-----	-----	-----	-----	-----	-----	-----	-----	-----	-----	-----	-----	-----	-----	-----	-----	-----	-----	-----	-----	-----	-----	-----	-----	-----	-----	-----	-----	-----	-----	-----	-----	-----	-----	-----	-----	-----	-----	-----	-----	-----	-----	-----	-----	-----	-----	-----	-----	-----	-----	-----	-----	-----	-----	-----	-----	-----	-----	-----	-----	-----	-----	-----	-----	-----	-----	-----	-----	-----	-----	-----	-----	-----	-----	-----	-----	-----	-----	-----	-----	-----	-----	-----	-----	-----	-----	-----	-----	-----	-----	-----	-----	-----	-----	-----	-----	-----	-----	-----	-----	-----	-----	-----	-----	-----	-----	-----	-----	-----	-----	-----	-----	-----	-----	-----	-----	-----	-----	-----	-----	-----	-----	-----	-----	-----	-----	-----	-----	-----	-----	-----	-----	-----	-----	-----	-----	-----	-----	-----	-----	-----	-----	-----	-----	-----	-----	-----	-----	-----	-----	-----	-----	-----	-----	-----	-----	-----	-----	-----	-----	-----	-----	-----	-----	-----	-----	-----	-----	-----	-----	-----	-----	-----	-----	-----	-----	-----	-----	-----	-----	-----	-----	-----	-----	-----	-----	-----	-----	-----	-----	-----	-----	-----	-----	-----	-----	-----	-----	-----	-----	-----	-----	-----	-----	-----	-----	-----	-----	-----	-----	-----	-----	-----	-----	-----	-----	-----	-----	-----	-----	-----	-----	-----	-----	-----	-----	-----	-----	-----	-----	-----	-----	-----	-----	-----	-----	-----	-----	-----	-----	-----	-----	-----	-----	-----	-----	-----	-----	-----	-----	-----	-----	-----	-----	-----	-----	-----	-----	-----	-----	-----	-----	-----	-----	-----	-----	-----	-----	-----	-----	-----	-----	-----	-----	-----	-----	-----	-----	-----	-----	-----	-----	-----	-----	-----	-----	-----	-----	-----	-----	-----	-----	-----	-----	-----	-----	-----	-----	-----	-----	-----	-----	-----	-----	-----	-----	-----	-----	-----	-----	-----	-----	-----	-----	-----	-----	-----	-----	-----	-----	-----	-----	-----	-----	-----	-----	-----	-----	-----	-----	-----	-----	-----	-----	-----	-----	-----	-----	-----	-----	-----	-----	-----	-----	-----	-----	-----	-----	-----	-----	-----	-----	-----	-----	-----	-----	-----	-----	-----	-----	-----	-----	-----	-----	-----	-----	-----	-----	-----	-----	-----	-----	-----	-----	-----	-----	-----	-----	-----	-----	-----	-----	-----	-----	-----	-----	-----	-----	-----	-----	-----	-----	-----	-----	-----	-----	-----	-----	-----	-----	-----	-----	-----	-----	-----	-----	-----	-----	-----	-----	-----	-----	-----	-----	-----	-----	-----	-----	-----	-----	-----	-----	-----	-----	-----	-----	-----	-----	-----	-----	-----	-----	-----	-----	-----	-----	-----	-----	-----	-----	-----	-----	-----	-----	-----	-----	-----	-----	-----	-----	-----	-----	-----	-----	-----	-----	-----	-----	-----	-----	-----	-----	-----	-----	-----	-----	-----	-----	-----	-----	-----	-----	-----	-----	-----	-----	-----	-----	-----	-----	-----	-----	-----	-----	-----	-----	-----	-----	-----	-----	-----	-----	-----	-----	-----	-----	-----	-----	-----	-----	-----	-----	------	------	------	------	------	------	------	------	------	------	------	------	------	------	------	------	------	------	------	------	------	------	------	------	------	------	------	------	------	------	------	------	------	------	------	------	------	------	------	------	------	------	------	------	------	------	------	------	------	------	------	------	------	------	------	------	------	------	------	------	------	------	------	------	------	------	------	------	------	------	------	------	------	------	------	------	------	------	------	------	------	------	------	------	------	------	------	------	------	------	------	------	------	------	------	------	------	------	------	------	------	------	------	------	------	------	------	------	------	------	------	------	------	------	------	------	------	------	------	------	------	------	------	------	------	------	------	------	------	------	------	------	------	------	------	------	------	------	------	------	------	------	------	------	------	------	------	------	------	------	------	------	------	------	------	------	------	------	------	------	------	------	------	------	------	------	------	------	------	------	------	------	------	------	------	------	------	------	------	------	------	------	------	------	------	------	------	------	------	------	------	------	------	------	------	------	------	------	------	------	------	------	------	------	------	------	------	------	------	------	------	------	------	------	------	------	------	------	------	------	------	------	------	------	------	------	------	------	------	------	------	------	------	------	------	------	------	------	------	------	------	------	------	------	------	------	------	------	------	------	------	------	------	------	------	------	------	------	------	------	------	------	------	------	------	------	------	------	------	------	------	------	------	------	------	------	------	------	------	------	------	------	------	------	------	------	------	------	------	------	------	------	------	------	------	------	------	------	------	------	------	------	------	------	------	------	------	------	------	------	------	------	------	------	------	------	------	------	------	------	------	------	------	------	------	------	------	------	------	------	------	------	------	------	------	------	------	------	------	------	------	------	------	------	------	------	------	------	------	------	------	------	------	------	------	------	------	------	------	------	------	------	------	------	------	------	------	------	------	------	------	------	------	------	------	------	------	------	------	------	------	------	------	------	------	------	------	------	------	------	------	------	------	------	------	------	------	------	------	------	------	------	------	------	------	------	------	------	------	------	------	------	------	------	------	------	------	------	------	------	------	------	------	------	------	------	------	------	------	------	------	------	------	------	------	------	------	------	------	------	------	------	------	------	------	------	------	------	------	------	------	------	------	------	------	------	------	------	------	------	------	------	------	------	------	------	------	------	------	------	------	------	------	------	------	------	------	------	------	------	------	------	------	------	------	------	------	------	------	------	------	------	--------

COUNCIL ON AGING ANNUAL REPORT 2022

The COA Executive Board has seven members and one associate member: Chair, Kay Page, Treasurer, Secretary, Brenda Griffin, Tina Tyler, Secretary, Tsuni Roberts, Mingming He, Wendy Wright, Glenna Laverdiere, Steve Racicot (associate member) and Dave Dunbar (associate member). The COA Board meets monthly (currently via zoom) and invites everyone to attend and contribute at our public meetings. Our mission is to provide support and leadership to our senior community through advocacy and by implementing educational, nutritional, recreational, and wellness programs to meet their needs.

The seven members and two associate members of the Council on Aging Board (COA) are appointed by our Selectmen (BOS) to help plan and watch over programs put into place to meet the needs of our older residents. Residents at least 60 years of age are members of the Council on Aging. Because of our aging *baby boomers*, our membership will increase each year until 2030. The COA Board advocates on their behalf; has a say about the operation of the Senior Center, and acts as an advisory group to the Select Board.

The year kicked off with regular programming throughout the building and lots of special events sprinkled in monthly. We took a break from the drive by lunch program for January and February due to weather concerns but resumed that program in March, continuing with our Monday, Wednesday and Friday distributions. From March through June and then again September through December we alternated between Micky G's catering and PJ's Bar & Grill providing meals to Bellingham seniors with the help of grants and private donations. Because funding for continuation of this program was limited, we cut back to drive by lunches on Tuesdays and Thursdays only for the Fall.

COVID was still looming its little head so the BESG made the decision to not host any Birthday Parties for the first 3 months of the year, although we did host a Valentine's Party and St Patrick's Day Party with high attendance. All other programming continued through the Winter months as usual.

Our budgets were supplemented by a few grants that we received throughout the year which allowed us to offer several Enhance Fitness program sessions as well some free supportive day slots in an effort to increase enrollment in the program. Enhance Fitness continues to be a draw that gets approximately 28 people moving 3 times/week and our Supportive Day Program reached capacity by the end of 2022. And throughout the year we enjoyed entertainers, singers, historians and concerts that would be funded by Bellingham Cultural Council Grants.

This year, our Health Agent Bruce Wilson helped the town secure a grant that paid for our new electronic sign on the side of the road AND the town's American Rescue Plan Act (ARPA) Steering Committee approved \$350,000 of the town's allotted funds to support the renovation and expansion of our kitchen.

We saw an increase in the State Formula Grant this year, an annual grant that is based on the number of seniors 60 and older living in the town of Bellingham. Last year's formula grant disbursement was based on the 2010 census data and this year it was based on 2020 data. The

formula grant helps offset some of our building need costs as well as helping us pay for our bi-annual Volunteer Recognition Event held at the Coachman's in April. The biggest expense offset by this grant this past year was for the automatic door opener for the pool room.

Our cookouts returned to the center in May and we enjoyed them monthly until September, most of them taking place indoors because of the weather. Our Selectboard members and Representative Mike Soter also hosted a cookout in August which was attended by close to 100 people.

We began a monthly Rainbow Café in August recognizing the elder members of the LGBTQIA+ community are underrepresented and underserved. The response has been tremendous with as many, if not more, allies (friends of the LGBTQ community) showing up as there are members of the community in attendance. The café inspired the idea of getting involved with Bellingham High School students and planning our first ever Pride Fest to take place in June of 2023.

Many donations of goods come to the senior center and we are fortunate to have volunteers who sort through them and designate items to be sold on our gift shelf, yard sale or craft fair. Many donations end up in gift baskets created for the various raffles that the BESG and COA hold throughout the year.

The Tax Work-off Program is available to homeowners 60 and older and younger veterans. Some of the ways the senior center benefited from the tax work-off program included Supportive Day assistance, some office assistance, janitorial services, and property maintenance assistance. Anyone doing the program is reimbursed \$14.25/hour as a reduction on their real estate taxes for a maximum of a \$1500 reduction (minus a few deductions).

We run local transportation (up to 10 miles) without a fee. Shared rides are available to residents 60 and older, and those younger citizens with a disability. Bellingham partners with the Greater Attleboro Taunton Regional Transit Authority (GATRA) to provide rides to medical appointments, food shopping, errands and social activities with four lift-equipped vans. People were taken to dialysis, cardiac rehab, chemotherapy, and home after being discharged from the hospital. In addition, we are regularly asked for out-of-town medical transportation to Boston, Worcester, Providence, and elsewhere which we continue to provide on a limited basis. Our riders appreciate these services and donated thousands of dollars which helps defray the cost of transportation related expenses beyond our operating budget. Thank you to Leo Dalpe and Linda Drohan for continuing to coordinate these services out of the senior center and so much appreciation extended to our many drivers who choose a line of part time work that provides such a service to our riders that helps so much with their continued independence.

Our outreach efforts are the actions we take to locate residents that need information, referral, or other assistance, and provide them with access to benefits that they are eligible for or connect them to necessary services. We continued to offer a service to some of our homebound seniors with food insecurity by delivering bags of non-perishable groceries weekly to 30 Bellingham seniors, groceries that were donated to us by the Bernon Family YMCA in Franklin. These grocery deliveries were accomplished with the help of 2 volunteers, Tsune Roberts and Jane Malo, and coordinated by Terri Graham. In April the Y began providing our center with a monthly Pop Up Pantry, distributing 40-50 bags of groceries out of their box truck.

We successfully hired a full time Outreach worker in April and it has made a world of difference to have someone fully dedicated to helping senior apply for Fuel Assistance and Food Stamps, and to help seniors navigate the host of agencies and programs and funding sources available that allow them to live independently.

Another form of outreach is accomplished through the distribution of our monthly newsletter. Currently, over 2,800 paper copies of the COA newsletter, *The Spirit of Bellingham*, are mailed each month to keep residents informed about activities, benefits, assistance, and program offerings. While the Town funds the postage to distribute the newsletter in Town, there is no cost to residents for producing the newsletter because of our many generous business sponsors. In addition, a free email subscription is available, and more than 500 individuals currently receive the newsletter in this format.

Led by Dave Dunbar, we had a group of volunteers involved in our gardening program. From churning the soil at the beginning of the season with compost, to planting and watering and harvesting throughout the season, this team allowed us to give fresh herbs and vegetables to many of our seniors. We also had some kind Bellingham residents drop off their garden surpluses so that other seniors may enjoy.

We continued to offer mental health services to 13 Bellingham residents funded by the Elder Mental Health Outreach Team grant which services 6 towns including Bellingham. Although we are grateful to be able to provide 141 units of service to Bellingham seniors through this grant funding, we still need a licensed social worker to help with the unmet demand for mental health care.

During tax season, trained AARP volunteers prepared forms without a cost for those residents with low or moderate income – this year the program helped 120 people.

We thank our legislators for their strong support and are grateful to the many fine agencies and organizations we call on for help. Our local fire department provides us with an opportunity for our seniors to learn how to be fire safe in their homes. Our Veteran's Agent helps us get the word out to residents of all ages about possible programs and benefits.

We worked with our local schools and the library on several collaborative efforts and we aim to increase the number and quality of our intergenerational connections and relationships. For the 2nd year in a row, the Bellingham High School Honor Society students provided snow shoveling services to 15 seniors in need. And the Middle School Wellness class also reached out many times for opportunities to give back to seniors, often in the form of hand written cards that provided a ray of sunshine for the recipient.

We continue to deepen our relationship with the Hockomock Area YMCA who provide us with program ideas and opportunities. Our Walking Club has access to their indoor track during the winter months for a \$2 fee and we host their Diabetes Prevention program in our center.

Our closest partner is the Bellingham Elder Service Group (BESG), which was formed to be the COA's *friends'* organization. They sponsor fundraisers to help seniors and our Center, and donated their time and talents in providing seniors with a weekly outdoor cookout/gathering that

became the highlight of the week for the many who attended. Their efforts to provide seniors with opportunities to gather joyfully are always appreciated. In addition to help from the BESG, the COA received donations of in-kind goods and services valued at over \$120,000 from agencies, businesses, and individuals.

I join the COA Board in acknowledging the generosity and respect shown to our oldest inhabitants by concerned residents, Town employees, and elected officials. Our center continues to stay abreast of the latest needs and gaps in services for our seniors and will continue to strive towards serving Bellingham to the best of our ability.

Respectfully submitted,

Josie Dutil
Director

REPORT OF THE FINANCE COMMITTEE – DECEMBER 2022

Mission & Scope

The Finance Committee operates under the authority of the Home Rule Charter and Chapter 6 of the Code of By-Laws. The Committee consists of seven legal voters of the Town appointed by the Town Moderator. All members are volunteers and are not compensated.

The Committee is required to consider articles in the Warrant for Town Meeting, conduct a public hearing on the articles and report its recommendations to the Town Meeting. This includes the review and recommendation of budget appropriations.

FY 2023 Operating Budget Overview

The Report and Recommendations of the Finance Committee were distributed at the May 2022 Annual Town Meeting and at the November 2022 Special Town Meeting, and are available on the Town's website.

Some of the highlights include:

- A balanced FY 2023 general fund budget of \$63.4M was reviewed and recommended by the Finance Committee and ultimately approved at Town Meeting.
- The enterprise funds for Water (\$3.6 million), Sewer (\$1.6 million), Stormwater (\$.7M) and Trash (\$1.9 million) were also recommended by the Finance Committee and approved at town meeting.

Longer-Term View

Bellingham has many financial positives including:

- The average single family tax bill is among the lowest in the state.
- Strong credit rating
- The town has established multiple stabilization funds (general, tax, and capital) for emergency or capital needs.

However, the town is not unique in that we are facing continued financial challenges from pension and retiree healthcare costs (OPEB) and employee health care costs. This, coupled with a significant portion of the budget being fixed (personnel related costs and debt service) makes balancing the budget while maintaining levels of service increasingly difficult.



TOWN OF BELLINGHAM

10 Mechanic Street, Bellingham, MA 02019

Mary MacKinnon
Chief Financial Officer
508.657.2807 | mmackinnon@bellinghamma.org

Report of the Chief Financial Officer

After having experienced an extended period of uncertainty and changing business models, we have emerged from the COVID pandemic. The Finance department is seeing a steady uptick in the number of visitors to our offices, we have successfully accommodated the increase in volumes due to the new business/housing units, and we have leaned on technology to help improve the way we do business.

Despite rising inflation, we continued to see indicators of a strong local economy during FY22. Bellingham's housing prices reached an all-time high, construction permits exceeded initial estimates by 300%, local meals excise tax exceeded pre-pandemic levels, and motor excise tax indicated a growing number of cars registered in town with an overall increase in vehicle value. By all indicators, the local economy performed much better than expected.

However, at the same time, the amount of direct state aid received from the Commonwealth declined by 5.7%, or \$446k. This deficit in state aid was almost wholly offset by the increase in local construction that continues to drive the new growth in our tax levy. It is this new growth that allows Bellingham to have the lowest average single-family tax bill in Norfolk County year over year.

For the fiscal year ended	Average Single Family Tax Bill	Average Single Family Home Value	Statewide Average Single Family Tax Bill
June 30, 2021	\$4,884	\$338,900	\$6,372
June 30, 2022	\$5,073	\$360,328	\$6,622
June 30, 2023	\$5,227	\$400,505	\$7,059

The Town continues to maintain its AA+ bond rating, increase its long-term stabilization reserves, and address critical capital needs across our infrastructure and vehicle fleet. Among the FY22 investments that Town Meeting authorized was \$2.7M for the DPW facility at 215 Depot St., \$1.8M for various roadway improvements, and \$300k for the high school roof repair program.

Some notable events for FY22 include:

- The Town made its last debt service payment on the Middle and High School construction projects (which were initially authorized in 1998).

- An evaluation of the group health insurance program was completed. Results showed that the self-insured option was more advantageous than switching to a premium-based program at this time. We anticipate completing this evaluation every 3 years.
- Bellingham received \$5.1M of federal ARPA (American Rescue Plan Act) funding that has allowed the Town to complete projects without burdening the taxpayer through the annual budget. The ARPA steering committee has supported following projects:

Department Name	Activity Title	Amount
Town Administrator	Primavera School Demolition - Hazardous Materials Inspection	11,500
MIS	Arcand Room IT upgrades (for remote meetings)	35,000
MIS	Town Hall Security Cameras	15,000
DPW	Potter Dr. Sewer Station Generator	95,000
DPW	South Main St Standpipe rehabilitation	115,000
DPW	PFAS design/engineering plan	450,000
DPW	Underground Storage Tank (UST) Removal	680,000
Health	Public Health Nurse consulting	40,000
COA	COA Kitchen - design/constructions	370,000
Library	Library replacement windows	15,732
Library & Town Common Trustees	Town Common Story Walk	5,417
Parks Department	Softball Field Fences	49,999
Town Common Trustees	Town Common Fountain restoration	15,000
WATER	Standish Road Water Main Repair/Replace	825,000
WATER	Cedar Hill Road Water Main Repair/Replace	875,000
WATER	Well #10 - Permitting for New well site development	540,000
WATER	Well #12 - Replacement well site	350,000

Lastly, the town's financial records are maintained under the Uniform Municipal Accounting System (UMAS) as promulgated by the state of Massachusetts and the Deputy Commissioner of Revenue. These records are audited annually and submitted to all required agencies. A copy of the fiscal 2021 audit is included in this report and may also be obtained online at <https://www.bellinghamma.org/finance-office/pages/financial-statements>

I would like to thank the staff, department heads, boards, and committees for their tireless support, dedicated public service, and continued commitment to our community.

Respectfully,

Mary MacKinnon

Mary MacKinnon

INDEPENDENT ANNUAL AUDIT

TOWN OF BELLINGHAM, MASSACHUSETTS

**REPORT ON EXAMINATION OF
BASIC FINANCIAL STATEMENTS**

JUNE 30, 2021

**TOWN OF BELLINGHAM, MASSACHUSETTS
REPORT ON EXAMINATION OF
BASIC FINANCIAL STATEMENTS
JUNE 30, 2021**

TABLE OF CONTENTS

	<u>PAGE</u>
Independent Auditor's Report	1 - 2
Management's Discussion and Analysis	3 - 10
Basic Financial Statements	11
Statement of Net Position	12 - 13
Statement of Activities	14
Governmental Funds - Balance Sheet	15
Governmental Funds - Statement of Revenues, Expenditures, and Changes in Fund Balances	16
Reconciliation of the Governmental Funds Balance Sheet Total Fund Balances to the Statement of Net Position	17
Reconciliation of the Statement of Revenues, Expenditures, and Changes in Fund Balances of Governmental Funds to the Statement of Activities	18
General Fund - Statement of Revenues, Expenditures, and Changes in Fund Balance - Budget and Actual	19
Proprietary Funds - Statement of Net Position	20
Proprietary Funds - Statement of Revenues, Expenses, and Changes in Net Position	21
Proprietary Funds - Statement of Cash Flows	22
Fiduciary Funds - Statement of Fiduciary Net Position	23
Fiduciary Funds - Statement of Changes in Fiduciary Net Position	24 - 71
Notes to Basic Financial Statements	
Required Supplementary Information:	
Norfolk County Retirement System Schedules:	
Schedule of the Town's Proportionate Share of the Net Pension Liability	72
Schedule of the Town's Contribution	73

**TOWN OF BELLINGHAM, MASSACHUSETTS
REPORT ON EXAMINATION OF
BASIC FINANCIAL STATEMENTS
JUNE 30, 2021**

TABLE OF CONTENTS

Massachusetts Teachers Retirement System Schedule:	
Schedule of the Commonwealth's Collective amounts of the Net Pension Liability	74
Other Postemployment Benefit Plan Schedules:	
Schedule of the Town's Net OPEB Liability and Related Ratios	75
Schedule of the Town's Contribution	76
Schedule of Investment Return	77
Notes to Required Supplementary Information	78 - 79

Robert E. Brown II
CERTIFIED PUBLIC ACCOUNTANTS
25 CEMETERY STREET - P.O. BOX 230
Mendon, Massachusetts 01756

Fax: (508) 478-1779

Phone: (508) 478-3941

INDEPENDENT AUDITOR'S REPORT

To the Honorable Select Board
Town of Bellingham, Massachusetts

Report on the Financial Statements

We have audited the accompanying financial statements of the governmental activities, the business-type activities, each major fund, and the aggregate remaining fund information of the Town of Bellingham, Massachusetts, as of and for the year ended June 30, 2021, and the related notes to the financial statements, which collectively comprise the Town of Bellingham, Massachusetts's basic financial statements as listed in the table of contents.

Management's Responsibility for the Financial Statements

Management is responsible for the preparation and fair presentation of these financial statements in accordance with accounting principles generally accepted in the United States of America; this includes the design, implementation, and maintenance of internal control relevant to the preparation and fair presentation of financial statements that are free from material misstatement, whether due to fraud or error.

Auditor's Responsibility

Our responsibility is to express opinions on these financial statements based on our audit. We conducted our audit in accordance with auditing standards generally accepted in the United States of America and the standards applicable to financial audits contained in *Government Auditing Standards*, issued by the Comptroller General of the United States. Those standards require that we plan and perform the audit to obtain reasonable assurance about whether the financial statements are free from material misstatement.

An audit involves performing procedures to obtain audit evidence about the amounts and disclosures in the financial statements. The procedures selected depend on the auditor's judgment, including the assessment of the risks of material misstatement of the financial statements, whether due to fraud or error. In making those risk assessments, the auditor considers internal control relevant to the entity's preparation and fair presentation of the financial statements in order to design audit procedures that are appropriate in the circumstances, but not for the purpose of expressing an opinion on the effectiveness of the entity's internal control. Accordingly, we express no such opinion. An audit also includes evaluating the appropriateness of accounting policies used and the reasonableness of significant accounting estimates made by management, as well as evaluating the overall presentation of the financial statements.

We believe that the audit evidence we have obtained is sufficient and appropriate to provide a basis for our audit opinions.

Opinions

In our opinion, the financial statements referred to above present fairly, in all material respects, the respective financial position of the governmental activities, the business-type activities, each major fund, and the aggregate remaining fund information of the Town of Bellingham, Massachusetts, as of June 30, 2021, and the respective changes in financial position, and, where applicable, cash flows thereof for the year then ended in accordance with accounting principles generally accepted in the United States of America.

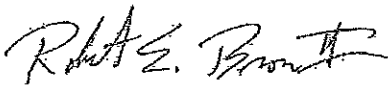
Other Matters

Required Supplementary Information

Accounting principles generally accepted in the United States of America require that the management's discussion and analysis, and Norfolk County Retirement System schedules - Town's proportionate share of the net pension liability, and Town's contribution, Massachusetts Teachers Retirement System's schedule of the Commonwealth's Collective amounts of the Net Pension Liability, Other Postemployment Benefit schedules - Town's Net OPEB Liability and Related Ratios, Town's contribution, and investment return, and notes to required supplementary information on pages 3 - 10, 72 - 73, 74, 75 - 77 and 78 - 79 be presented to supplement the basic financial statements. Such information, although not a part of the basic financial statements, is required by the Governmental Accounting Standards Board, who considers it to be an essential part of financial reporting for placing the basic financial statements in an appropriate operational, economic, or historical context. We have applied certain limited procedures to the required supplementary information in accordance with auditing standards generally accepted in the United States of America, which consisted of inquiries of management about the methods of preparing the information and comparing the information for consistency with management's responses to our inquiries, the basic financial statements, and other knowledge we obtained during our audit of the basic financial statements. We do not express an opinion or provide any assurance on the information because the limited procedures do not provide us with sufficient evidence to express an opinion or provide any assurance.

Other Reporting Required by Government Auditing Standards

In accordance with *Government Auditing Standards*, we have also issued our report dated August 5, 2022, on our consideration of the Town of Bellingham, Massachusetts's internal control over financial reporting and on our tests of its compliance with certain provisions of laws, regulations, contracts, and grant agreements and other matters. The purpose of that report is solely to describe the scope of our testing of internal control over financial reporting and compliance and the results of that testing, and not to provide an opinion on the effectiveness of the Town of Bellingham, Massachusetts's internal control over financial reporting or on compliance. That report is an integral part of an audit performed in accordance with *Government Auditing Standards* in considering the Town of Bellingham, Massachusetts's internal control over financial reporting and compliance.



Certified Public Accountants

August 5, 2022

MANAGEMENT'S DISCUSSION AND ANALYSIS

As management of the Town of Bellingham (the Town), we offer readers of the Town's basic financial statements this narrative overview and analysis of the financial activities of the Town for the fiscal year ended June 30, 2021. We encourage readers to consider the information presented here in this report.

Overview of the Financial Statements:

This discussion and analysis is intended to serve as an introduction to the Town's basic financial statements. The Town's basic financial statements consist of three components:

1. Government-wide financial statements
2. Fund financial statements
3. Notes to the basic financial statements.

Government-wide Financial Statements - The *government-wide financial statements* are designed to provide readers with a broad overview of the Town's finances, in a manner similar to a private sector business.

The *statement of net position* presents information on all of the Town's assets and liabilities, with the difference between the two reported as *net position*. Over time, increases or decreases in net position may serve as a useful indicator of whether the financial position of the Town is improving or deteriorating.

The *statement of activities* presents information showing how the government's net position changed during the most recent fiscal year. All changes in net position are reported as soon as the underlying event giving rise to the change occurs, *regardless of the timing of the cash flows*. Thus, revenues and expenses reported in this statement for some items will only result in cash flows in future fiscal periods (e.g., uncollected taxes and earned but unused vacation leave).

Both of the government-wide financial statements distinguish functions and activities of the Town that are principally supported by taxes and intergovernmental revenues (governmental activities) from other functions and activities that are intended to recover all or a significant portion of their costs through user fees or charges (business-type activities). The governmental activities of the Town include the broad functions of general government, public safety, education, public works, sewer, human services, culture and recreation, pension benefits, employee benefits, interest, and state and county charges. The business type activities include costs relating to water and sanitation activities.

Fund Financial Statements - A *fund* is a grouping of related accounts that is used to maintain control over resources that have been segregated for specific activities or objectives. The Town, like other state and local governments, uses fund accounting to ensure and demonstrate compliance with finance-related legal requirements. All of the funds of the Town can be divided into three categories: governmental funds, proprietary funds, and fiduciary funds.

Governmental Funds - *Governmental funds* are used to account for essentially the same functions reported as *governmental activities* in the government-wide financial statements. However, unlike the government-wide financial statements, governmental funds financial statements focus on the *near-term inflows and outflows of spendable resources*, as well as on *balances of spendable resources* available at the end of the fiscal year. Such information may be useful in evaluating a government's near-term financing requirements.

Because the focus of governmental funds financial statements is narrower than that of the government-wide financial statements, it is useful to compare the information presented for *governmental funds* with similar information presented for *governmental activities* in the government-wide financial statements. By doing so, readers may better understand the long-term impact of the government's near-term financing decisions. Both the governmental funds balance sheet and the governmental funds statement of revenues, expenditures, and changes in fund balances provide a reconciliation to facilitate this comparison between *governmental funds* and *governmental activities*.

The Town of Bellingham adopts an annual appropriated budget for its general fund. A budgetary comparison statement has been provided for the general fund to demonstrate compliance with the budget.

Proprietary Funds - *Enterprise funds* are used to report the same functions presented as business-type activities in the government-wide financial statements. The Town has two enterprise funds:

- *Water Enterprise Fund* accounts for the water activity of the Town.
- *Trash (Sanitation) Enterprise Fund* accounts for the trash collection and disposal activities of the Town.

Fiduciary Funds - Fiduciary funds are used to account for resources held for the benefit of parties outside the government. Fiduciary funds are *not* included in the government-wide financial statements because the resources of the funds are *not* available to support the Town's own functions and activities. The accounting used for fiduciary funds is much like that used for proprietary funds.

Private-purpose trust funds and postemployment benefits trust fund are each reported and combined into a single, aggregate presentation in the fiduciary funds financial statements under the captions "private purpose trust funds" and "postemployment benefits trust fund" respectively.

Notes to the basic financial statements - The notes provide additional information that is essential to a full understanding of the data provided in the government-wide and funds financial statements.

Government-wide Financial Analysis:

The chart presented below summarizes key financial components of the Town's Statement of Net Position.

Net position of \$77.42 million reflect the Town's investment in capital assets (e.g. land, buildings, machinery and equipment, vehicles, software, infrastructure, and construction in progress) less any related debt used to acquire those assets that remains outstanding. The Town uses these capital assets to provide services to citizens; therefore, these assets are not available for future spending. Although the Town's investment in capital assets is reported net of related debt, it should be noted that the resources needed to repay this debt must be provided from other sources, since capital assets themselves, cannot be used to liquidate these liabilities.

Total net position increased from \$1.22 to \$2.87 million from the prior fiscal year, an increase of \$1,656,117. Of this change in net position, an increase of \$1.02 million was attributable to governmental activities and an increase of \$0.64 million was attributable to business-type activities. A decrease in net position means that the change in total liabilities exceeded the change in total assets. An increase in net position means that the change in total assets exceeded the change in total liabilities.

The Town increased its total liabilities by \$5,656,021 over the previous fiscal year. This increase is primarily attributable to the changes in debt service and postemployment benefits liabilities. The Town's total assets increased by \$8,351,130 over the previous year.

An additional portion of the Town's net position totaling \$13.54 million represents resources that are subject to external restrictions on how they may be used. The restricted net position relates to governmental activities.

Town of Bellingham - Condensed Statement of Net Position					
	Governmental Activities		Business-type Activities		Total Primary Government
	FY 2021	FY 2020	FY 2021	FY 2020	FY 2021 FY 2020
Assets:					
Current assets	\$ 38,217,333	\$ 28,727,967	\$ 4,044,559	\$ 4,082,771	\$ 42,261,892 \$ 32,810,738
Noncurrent assets (excluding capital)	716,706	1,423,983	-	-	716,706 1,423,983
Capital assets	80,775,321	81,174,919	31,257,203	31,250,352	112,032,524 112,425,271
Total assets	119,709,360	111,326,869	35,301,762	35,333,123	155,011,122 146,659,992
Deferred Outflows of Resources:	13,706,074	15,997,397	427,579	568,969	14,133,653 16,566,366
Liabilities:					
Current liabilities (excluding debt)	9,311,935	4,567,872	704,859	634,859	10,016,794 5,202,731
Noncurrent liabilities (excluding debt)	105,324,671	101,498,578	3,115,961	3,143,496	108,440,632 104,642,074
Current debt	3,828,696	10,465,085	834,059	821,316	4,662,755 11,286,401
Noncurrent debt	21,181,669	16,680,564	12,146,455	12,980,514	33,328,124 29,661,078
Total liabilities	139,646,971	133,212,099	16,801,334	17,580,185	156,448,305 150,792,284
Deferred Inflows of Resources:	9,464,756	2,307,397	357,352	132,228	9,822,108 2,439,625
Net Position:					
Net investment in capital assets	59,123,035	60,149,496	18,292,418	17,464,251	77,415,453 77,613,747
Restricted	13,538,400	5,602,172	-	-	13,538,400 5,602,172
Unrestricted	(88,357,728)	(82,465,450)	278,237	467,776	(88,079,491) (81,997,674)
Total net position	\$ (15,696,293)	\$ (16,713,782)	\$ 18,570,655	\$ 17,932,027	\$ 2,874,362 \$ 1,218,245

The remaining balance of unrestricted net position totals a negative balance of (\$88.08 million).

At the end of the current fiscal year, the Town is able to report positive total net position of \$2.87 million for the government as a whole; however, its governmental activities had negative total net position (-\$15.70 million), while the business-type activities had a positive total net position (\$18.57 million)

The governmental activities net position increased by \$1,017,489 as a result of current operations, i.e. current year's expenditures exceeded current year's revenues. The Town's governmental activities revenues increased by \$6,229,104 or 7.44%. The primary contributors to the increase in revenues were real estate and personal property taxes by \$4.24 million, operating grants by \$1.97 million, and charges for services by \$1.09 million; while capital grants and contributions decreased by \$1.42 million. The Town's governmental activities expenses increased by \$6.27 million over the prior fiscal year, or 7.49%. The largest contributor to the expense increase was education by \$2.24 million, employee benefits by \$1.22 million and public safety by \$1.07 million as compared with the prior year. Culture and recreation expenses decreased by -\$0.24 million and interest expenses decreased by -\$0.12 million.

The business-type activities net position increased by \$638,628 as a result of current operations.

The water and sanitation business-type activities revenues increased by \$270,541 in FY 2021 primarily due to charges for services revenues. The sanitation business-type activities expenses increased \$71,479 in FY 2021 as a result of operations, while the water business-type activities expenses decreased \$13,749.

Presented below are the components that contributed to the change in net position, along with comparative data for the previous fiscal year:

Town of Bellingham - Condensed Statement of Activities

	Governmental Activities		Business-type Activities		Total Primary Government	
	FY 2021	FY 2020	FY 2021	FY 2020	FY 2021	FY 2020
Revenues						
<i>Program Revenues:</i>						
Charges for services	\$ 10,301,023	\$ 9,212,204	\$ 5,502,028	\$ 5,212,840	\$ 15,803,051	\$ 14,425,044
Operating grants and contributions	25,647,024	23,676,625	232,779	251,426	25,879,803	23,928,051
Capital grants and contributions	541,103	1,962,553	-	-	541,103	1,962,553
<i>General Revenues:</i>						
Real Estate and personal property taxes	46,850,097	42,607,202	-	-	46,850,097	42,607,202
Motor vehicle excise taxes	3,036,424	2,820,090	-	-	3,036,424	2,820,090
Nonrestricted grants and contributions	2,999,677	2,869,945	-	-	2,999,677	2,869,945
Unrestricted investment income	136,994	221,539	-	-	136,994	221,539
Other revenues	455,744	368,824	-	-	455,744	368,824
Total Revenues	<u>89,968,086</u>	<u>83,738,982</u>	<u>5,734,807</u>	<u>5,464,266</u>	<u>95,702,893</u>	<u>89,203,248</u>
Expenses:						
General Government	4,571,916	3,659,584	-	-	4,571,916	3,659,584
Public Safety	8,800,338	7,730,504	-	-	8,800,338	7,730,504
Education	36,514,489	34,276,957	-	-	36,514,489	34,276,957
Public Works	3,580,018	3,104,787	-	-	3,580,018	3,104,787
Sewer	1,489,470	1,500,511	-	-	1,489,470	1,500,511
Human Services	1,094,385	1,025,983	-	-	1,094,385	1,025,983
Culture and Recreation	891,387	1,128,263	-	-	891,387	1,128,263
Employee Benefits	28,855,719	27,633,027	-	-	28,855,719	27,633,027
State and County Assessments	3,494,297	2,840,212	-	-	3,494,297	2,840,212
Interest	710,447	834,528	-	-	710,447	834,528
Water	-	-	3,895,848	3,909,597	3,895,848	3,909,597
Sanitation	-	-	1,759,086	1,687,607	1,759,086	1,687,607
Total Expenses	<u>90,002,466</u>	<u>83,734,356</u>	<u>5,654,934</u>	<u>5,597,204</u>	<u>95,657,400</u>	<u>89,331,560</u>
Transfers	<u>(558,755)</u>	<u>(832,348)</u>	<u>558,755</u>	<u>832,348</u>	<u>-</u>	<u>-</u>
Change in Net Position	<u>(593,135)</u>	<u>(827,722)</u>	<u>638,628</u>	<u>699,410</u>	<u>45,493</u>	<u>(128,312)</u>
Prior Period Adjustment - Agency	<u>1,610,624</u>	<u>-</u>	<u>-</u>	<u>-</u>	<u>1,610,624</u>	<u>-</u>
Net Position - beginning	<u>(16,713,782)</u>	<u>(15,886,060)</u>	<u>17,932,027</u>	<u>17,232,617</u>	<u>1,218,245</u>	<u>1,346,557</u>
Net Position - ending	<u>\$ (15,696,293)</u>	<u>\$ (16,713,782)</u>	<u>\$ 18,570,655</u>	<u>\$ 17,932,027</u>	<u>\$ 2,874,362</u>	<u>\$ 1,218,245</u>

Financial Analysis of the Governmental Funds

As noted earlier, the Town uses fund accounting to ensure and demonstrate compliance with finance-related legal requirements.

Governmental funds - The focus of the Town's *governmental funds* is to provide information on near-term inflows, outflows, and balances of *spendable* resources. Such information is useful in assessing the Town's financing requirements. In particular, unreserved fund balance may serve as a useful measure of a government's net resources available for spending at the end of the fiscal year.

At the end of the current fiscal year, governmental funds reported combined ending fund balances of \$22.86 million, an increase of \$10.84 million in comparison with the prior year. Approximately \$6.14 million of this amount constitutes *unassigned fund balance*.

The general fund is the chief operating fund. At the end of the current fiscal year, unassigned fund balance of the general fund was \$7.64 million, while the total fund balance was \$12.47 million. Unassigned fund balance represents 10.53% of total general fund expenditures.

General fund revenues for FY2021 were \$76.33 million with property taxes \$47.18 million and intergovernmental \$22.06 million the major components of the Town's revenue sources. General Fund expenditures were \$72.49 million for FY2021 with education \$31.16 million, employee benefits \$19.01 million and public safety \$6.89 million the major components of spending. The fund balance of the general fund increased by \$3,124,469.

The Town has established multiple stabilization funds, which are found within the General Fund fund balance. The stabilization fund has accumulated a fund balance of nearly \$1.73 million which represents 2.38% of general fund expenditures. The capital stabilization fund has an ending fund balance of \$0.3 million or 0.43% of general fund expenditures. The Town also maintains a tax rate stabilization fund, with an ending fund balance of approximately \$2.2 million or 2.98% of general fund expenditures. These funds can be used for general or capital purposes upon Town Meeting approval.

General Fund Budget Highlights

There were modest overall changes between the original and final expenditures budget of the Town in many functional areas. The Town budgeted \$65.21 million in revenues and \$67.65 million of expenditures. There were increases of \$725,814 between the original and final expenditure budgets of the Town, which was primarily attributable to an increase in public works, employee benefits and public safety expenses.

Capital Assets and Debt Administration

Capital assets – In conjunction with the operating budget, the Town annually prepared capital budgets for the upcoming fiscal year. The investment in capital assets includes land, buildings and improvements, machinery and equipment, vehicles, software, other, infrastructure, and construction in process.

The Town's investment in capital assets for governmental and business-type activities as of June 30, 2021, amounts to \$112.0 million, net of accumulated depreciation, which represents a decrease of \$0.4 million over the previous fiscal year. The most significant contributors to this decrease was depreciation expense.

	Governmental Activities	Business-type Activities	Total
Land	\$ 13,156,915	\$ 3,573,100	\$ 16,730,015
Buildings	35,895,287	-	35,895,287
Improvements (Other than buildings)	1,006,827	-	1,006,827
Machinery and Equipment	1,305,068	132,500	1,437,568
Vehicles	2,976,586	273,164	3,249,750
Software	33,062	42,755	75,817
Other	7,500	-	7,500
Infrastructure	24,458,481	25,454,085	49,912,566
Construction in Progress	1,935,595	1,781,599	3,717,194
Total	<u>\$ 80,775,321</u>	<u>\$ 31,257,203</u>	<u>\$ 112,032,524</u>

Long term debt -- Governmental activities outstanding long-term debt as of June 30, 2021, totaled \$22.74 million of which \$5.28 million (23.2%) is for construction of the new police station and \$4.83 million (21.2%) is for road improvements projects. The governmental activities (business-type activities debt is not included) long-term debt consists of the following:

Education (reimbursable)	\$ 805,000	3.54%
Educational (non-reimbursable)	90,000	0.40%
Sewer	270,408	1.19%
Public Works	2,130,000	9.36%
New Police Station	5,280,000	23.21%
New Fire Pumper Truck	360,000	1.58%
High School Athletic Field	815,000	3.58%
Ch 90 Supplemental	305,000	1.34%
Pearl St Bldg Demo	460,000	2.02%
Fire/Ladder Truck	690,000	3.03%
Roadway Improv	720,000	3.17%
DPW Bldg Repair	575,000	2.53%
Pine Grove Sewer	80,000	0.35%
DPW Salt Shed	365,000	1.60%
South Elem Roof	420,000	1.85%
Pearl St Mill Dam	520,000	2.29%
Land Acquisition	608,000	2.67%
MWPAT Sewer	1,346,568	5.92%
General Government	240,000	1.06%
Fire Pumper	135,000	0.59%
Town CTR Rd Design Const	1,005,036	4.42%
Town CTR Perm Easement	501,362	2.20%
Town CTR Temp Easement	193,602	0.85%
Road Improvements II	2,830,000	12.44%
Road Improvements	2,000,000	8.79%
Total	<u>\$ 22,744,976</u>	<u>100.00%</u>

The Town's credit ratings were upheld in 2021. Moody's Investors Service assigned a rating of Aa3, and Standard & Poor's confirmed its previous of AA+.

Economic Factors and Next Year's Budgets and Rates

The Town's leadership (elected and appointed officials) considered many factors when setting the fiscal 2022 budget and tax rates including the following:

- There are indications the local economy is improving steadily over the previous fiscal year as evidenced by an increase in new residential and commercial property development.
- The fiscal 2022 residential tax rate was set at \$14.08 and the commercial/industrial tax rate was set at \$20.08. Residential property values increased by 6.62% over FY 2021 and commercial/industrial/personal property values increased an average of 7.18%. The excess levy capacity for fiscal 2022 was \$216,777.
- The Board of Selectmen voted during their classification hearing to maintain the split tax rate for the various classes of property within the Town. On a state wide ranking, the Town of Bellingham ranked 217th (FY 2022) in the amount of tax dollars paid by the average single family taxpayer; with a rank of 1 being the highest bill in the state and 351 being the lowest reported bill in the state.
- Fiscal 2022 and beyond may prove to be better than the most recent past fiscal years as the current economic condition of the local, state and federal governments continue to show signs of improvement.

Requests for Information

This financial report is designed to provide a general overview of the Town's finances for all of those with an interest in the Town's finances. Questions concerning any information provided in this report or requests for additional financial information should be addressed to the Chief Financial Officer, Town Hall Annex, 10 Mechanic Street, Bellingham, MA 02019.

TOWN OF BELLINGHAM, MASSACHUSETTS
STATEMENT OF NET POSITION
JUNE 30, 2021

	PRIMARY GOVERNMENT		
	GOVERNMENTAL ACTIVITIES	BUSINESS-TYPE ACTIVITIES	TOTAL
ASSETS			
CURRENT:			
CASH AND SHORT-TERM INVESTMENTS	\$ 28,317,858	\$ 3,054,189	\$ 31,372,047
INVESTMENTS	5,231,473	-	5,231,473
RECEIVABLES, NET OF ALLOWANCE FOR UNCOLLECTIBLES:			781,918
REAL ESTATE AND PERSONAL PROPERTY TAXES	781,918	-	874,139
TAX LIENS	874,139	-	739,952
MOTOR VEHICLE EXCISE TAXES	739,952	990,370	2,004,669
USER FEES	1,014,289	-	281,696
DEPARTMENTAL AND OTHER	281,696	-	874,981
INTERGOVERNMENTAL	874,981	-	101,017
SPECIAL ASSESSMENTS	101,017	-	
NONCURRENT:			716,706
RECEIVABLES, NET OF ALLOWANCE FOR UNCOLLECTIBLES:	716,706	-	112,032,524
SPECIAL ASSESSMENTS	80,775,321	31,257,203	
CAPITAL ASSETS, NET OF ACCUMULATED DEPRECIATION		35,301,762	155,011,122
TOTAL ASSETS	119,709,360	234,881	10,578,331
DEFERRED OUTFLOWS OF RESOURCES	10,343,450	192,698	3,555,322
RELATED TO POSTEMPLOYMENT BENEFITS	3,362,624		
RELATED TO PENSIONS		427,579	14,133,653
TOTAL DEFERRED OUTFLOWS OF RESOURCES	13,706,074		
LIABILITIES			
CURRENT:			
ACCOUNTS PAYABLE	2,196,434	559,986	2,756,420
ACCRUED LIABILITIES	2,297,469	24,309	2,321,778
HEALTH CLAIMS PAYABLE	1,391,072	-	1,391,072
OTHER LIABILITIES	2,867,247	-	2,867,247
ACCRUED INTEREST	153,151	120,564	273,715
CAPITAL LEASE PAYABLE	95,593	-	95,583
BONDS AND NOTES PAYABLE	3,733,113	834,059	4,567,172
LANDFILL POSTCLOSURE CARE COSTS	12,000	-	12,000
COMPENSATED ABSENCES	394,562	-	394,562
NONCURRENT:			
CAPITAL LEASE PAYABLE	47,151	-	47,151
BONDS AND NOTES PAYABLE	21,134,518	12,146,455	33,280,973
POSTEMPLOYMENT BENEFITS	83,005,391	1,884,903	84,890,294
NET PENSION LIABILITY	21,482,198	1,231,058	22,713,256
LANDFILL POSTCLOSURE CARE COSTS	36,000	-	36,000
COMPENSATED ABSENCES	801,082	-	801,082
TOTAL LIABILITIES	139,646,971	16,801,334	156,448,305
DEFERRED INFLOWS OF RESOURCES	5,348,168	121,447	5,469,615
RELATED TO POSTEMPLOYMENT BENEFITS	4,116,588	235,905	4,352,493
RELATED TO PENSIONS		357,352	9,822,108
TOTAL DEFERRED INFLOWS OF RESOURCES	9,464,756		
NET POSITION			
NET INVESTMENT IN CAPITAL ASSETS	59,123,035	18,292,418	77,415,453
RESTRICTED FOR:			
PERMANENT FUNDS:	48,465	-	48,465
EXPENDABLE	13,489,935	-	13,489,935
OTHER PURPOSES	(88,357,728)	278,237	(88,079,491)
UNRESTRICTED	\$ (15,696,293)	\$ 18,570,655	\$ 2,874,362
TOTAL NET POSITION			

See accompanying notes to the basic financial statements

TOWN OF BELLINGHAM, MASSACHUSETTS
STATEMENT OF ACTIVITIES
FISCAL YEAR ENDED JUNE 30, 2021

FUNCTIONS/PROGRAMS	PROGRAM REVENUES				NET (EXPENSE) REVENUE
	EXPENSES	CHARGES FOR SERVICES	OPERATING GRANTS AND CONTRIBUTIONS	CAPITAL GRANTS AND CONTRIBUTIONS	
PRIMARY GOVERNMENT:					
GOVERNMENTAL ACTIVITIES:					
GENERAL GOVERNMENT					
PUBLIC SAFETY	\$ 4,571,916	\$ 464,697	\$ 2,090,822	\$ -	\$ (2,016,397)
EDUCATION	8,800,338	2,894,547	182,728	-	(5,723,063)
PUBLIC WORKS	36,514,489	1,065,693	13,781,686	-	(21,667,110)
SEWER	3,580,018	1,138,875	16,447	520,561	(1,904,135)
HUMAN SERVICES	1,489,470	1,438,209	247	19,272	(31,742)
CULTURE & RECREATION	1,094,385	307,599	322,659	1,270	(462,857)
EMPLOYEE BENEFITS	891,387	48,328	114,982	-	(728,077)
STATE & COUNTY ASSESSMENTS	28,855,719	2,943,075	9,137,453	-	(16,775,191)
INTEREST	3,494,297	-	-	-	(3,494,297)
	710,447	-	-	-	(710,447)
TOTAL GOVERNMENTAL ACTIVITIES	90,002,466	10,301,023	25,647,024	541,103	(53,513,916)
BUSINESS-TYPE ACTIVITIES:					
WATER	3,895,848	3,464,305	232,037	-	(199,506)
SANITATION	1,759,086	2,037,723	742	-	279,379
TOTAL BUSINESS-TYPE ACTIVITIES	5,654,934	5,502,028	232,779	-	79,125
TOTAL PRIMARY GOVERNMENT	\$ 95,657,400	\$ 15,803,051	\$ 25,879,803	\$ 541,103	\$ (53,433,443)

See accompanying notes to the basic financial statements

(continued)

TOWN OF BELLINGHAM, MASSACHUSETTS
STATEMENT OF ACTIVITIES
FISCAL YEAR ENDED JUNE 30, 2021

	PRIMARY GOVERNMENT		
	GOVERNMENTAL ACTIVITIES	BUSINESS-TYPE ACTIVITIES	TOTAL
CHANGES IN NET ASSETS:			
NET (EXPENSE) REVENUE FROM PREVIOUS PAGE	<u>\$ (53,513,316)</u>	<u>\$ 79,873</u>	<u>\$ (53,433,443)</u>
GENERAL REVENUES:			
REAL ESTATE AND PERSONAL PROPERTY TAXES,	46,758,731	-	46,758,731
NET OF TAX REFUNDS PAYABLE	91,366	-	91,366
TAX LIENS	3,036,424	-	3,036,424
MOTOR VEHICLE EXCISE TAXES	358,678	-	358,678
PENALTIES AND INTEREST ON TAXES		-	
GRANTS AND CONTRIBUTIONS NOT RESTRICTED	2,999,677	-	2,999,677
TO SPECIFIC PROGRAMS	136,994	-	136,994
UNRESTRICTED INVESTMENT INCOME	97,066	-	97,066
MISCELLANEOUS	(558,755)	558,755	-
TRANSFERS, NET	<u>52,920,181</u>	<u>558,755</u>	<u>53,478,936</u>
TOTAL GENERAL REVENUES AND TRANSFERS	<u>(593,135)</u>	<u>638,628</u>	<u>45,493</u>
CHANGE IN NET POSITION			
NET POSITION:			
BEGINNING OF YEAR	<u>(15,103,158)</u>	<u>17,932,027</u>	<u>2,828,869</u>
END OF YEAR	<u>\$ (15,696,293)</u>	<u>\$ 18,570,655</u>	<u>\$ 2,874,362</u>

See accompanying notes to the basic financial statements

(concluded)

TOWN OF BELLINGHAM, MASSACHUSETTS
GOVERNMENTAL FUNDS
BALANCE SHEET
JUNE 30, 2021

<u>ASSETS</u>	<u>GENERAL</u>	<u>NONMAJOR GOVERNMENTAL FUNDS</u>	<u>TOTAL GOVERNMENTAL FUNDS</u>
CASH AND SHORT-TERM INVESTMENTS	\$ 14,280,141	\$ 10,865,580	\$ 25,145,721
INVESTMENTS	4,380,590	850,883	5,231,473
RECEIVABLES, NET OF ALLOWANCE FOR UNCOLLECTIBLES:			
REAL ESTATE AND PERSONAL PROPERTY TAXES	781,918	-	781,918
TAX LIENS	874,139	-	874,139
MOTOR VEHICLE EXCISE TAXES	739,952	-	739,952
USER FEES	603,986	410,313	1,014,299
DEPARTMENTAL AND OTHER	150,322	72,022	222,344
INTERGOVERNMENTAL	690,948	184,033	874,981
SPECIAL ASSESSMENTS	16,802	800,921	817,723
TOTAL ASSETS	\$ 22,518,798	\$ 13,183,752	\$ 35,702,550
<u>LIABILITIES, DEFERRED INFLOWS OF RESOURCES AND FUND BALANCES</u>			
LIABILITIES:			
ACCOUNTS PAYABLE	\$ 1,448,498	\$ 719,443	\$ 2,167,941
ACCRUED LIABILITIES	2,014,036	283,433	2,297,469
OTHER LIABILITIES	2,867,247	-	2,867,247
NOTES PAYABLE	-	450,000	450,000
TOTAL LIABILITIES	6,329,781	1,452,876	7,782,657
DEFERRED INFLOWS OF RESOURCES:			
UNAVAILABLE REVENUE	3,719,012	1,344,838	5,063,850
FUND BALANCES:			
RESTRICTED	2,652,293	11,884,292	14,536,585
COMMITTED	652,599	-	652,599
ASSIGNED	1,528,898	-	1,528,898
UNASSIGNED	7,636,215	(1,498,254)	6,137,961
TOTAL FUND BALANCES	12,470,005	10,386,038	22,856,043
TOTAL LIABILITIES, DEFERRED INFLOW OF RESOURCES AND FUND BALANCES	\$ 22,518,798	\$ 13,183,752	\$ 35,702,550

See accompanying notes to the basic financial statements

**TOWN OF BELLINGHAM, MASSACHUSETTS
GOVERNMENTAL FUNDS
STATEMENT OF REVENUES, EXPENDITURES, AND CHANGES IN FUND BALANCES
FISCAL YEAR ENDED JUNE 30, 2021**

	GENERAL	NONMAJOR GOVERNMENTAL FUNDS	TOTAL GOVERNMENTAL FUNDS
REVENUES:			
REAL ESTATE AND PERSONAL PROPERTY TAXES,	\$ 47,184,481	\$ -	\$ 47,184,481
NET OF TAX REFUNDS	2,651,190	-	2,651,190
MOTOR VEHICLE EXCISE TAXES	358,678	-	358,678
PENALTIES AND INTEREST ON TAXES	22,062,135	6,474,851	28,536,986
INTERGOVERNMENTAL	-	3,147,863	3,147,863
CHARGES FOR SERVICES	-	1,557,496	1,557,496
CHARGES FOR SERVICES - SEWER	136,204	28,600	164,804
INVESTMENT INCOME	-	176,156	176,156
CONTRIBUTIONS & DONATIONS	3,937,022	253,742	4,190,764
DEPARTMENTAL	-	-	-
TOTAL REVENUES	76,329,710	11,638,708	87,968,418
EXPENDITURES:			
CURRENT:			
GENERAL GOVERNMENT	3,107,641	1,316,043	4,423,684
PUBLIC SAFETY	6,893,377	1,591,400	8,484,777
EDUCATION	31,160,924	4,677,135	35,838,059
PUBLIC WORKS	2,320,077	2,090,334	4,410,411
SEWER	-	1,435,061	1,435,061
HUMAN SERVICES	470,935	635,670	1,106,605
CULTURE & RECREATION	816,109	133,423	949,532
EMPLOYEE BENEFITS	19,008,918	85,469	19,094,387
STATE & COUNTY ASSESSMENTS	3,494,297	-	3,494,297
DEBT SERVICE:			
PRINCIPAL	4,420,922	-	4,420,922
INTEREST	793,767	-	793,767
TOTAL EXPENDITURES	72,486,967	11,964,535	84,451,502
EXCESS (DEFICIENCY) OF REVENUES OVER EXPENDITURES	3,842,743	(325,827)	3,516,916
OTHER FINANCING SOURCES (USES)			
PROCEEDS FROM BONDS AND NOTES	-	6,665,000	6,665,000
PROCEEDS FROM BOND PREMIUM	-	1,214,801	1,214,801
OPERATING TRANSFERS IN	172,663	333,258	505,921
OPERATING TRANSFERS OUT	(890,937)	(173,739)	(1,064,676)
TOTAL OTHER FINANCING SOURCES (USES)	(718,274)	8,039,320	7,321,046
NET CHANGE IN FUND BALANCES	3,124,469	7,713,493	10,837,962
FUND BALANCES AT BEGINNING OF YEAR	9,345,536	2,672,545	12,018,081
FUND BALANCES AT END OF YEAR	\$ 12,470,005	\$ 10,386,038	\$ 22,856,043

See accompanying notes to the basic financial statements

TOWN OF BELLINGHAM, MASSACHUSETTS
RECONCILIATION OF THE GOVERNMENTAL FUNDS BALANCE SHEET
TOTAL FUND BALANCES TO THE STATEMENT OF NET POSITION
JUNE 30, 2021

TOTAL GOVERNMENTAL FUND BALANCES

CAPITAL ASSETS (NET) USED IN GOVERNMENTAL ACTIVITIES ARE NOT FINANCIAL RESOURCES
AND, THEREFORE, ARE NOT REPORTED IN THE FUNDS \$ 22,856,043

ACCOUNTS RECEIVABLE ARE NOT AVAILABLE TO PAY FOR CURRENT-PERIOD
EXPENDITURES AND, THEREFORE, ARE DEFERRED IN THE FUNDS 80,775,321

INTERNAL SERVICE FUNDS ARE USED BY MANAGEMENT TO ACCOUNT FOR EMPLOYEES'
AND RETIREES' HEALTH INSURANCE, UNEMPLOYMENT, WORKMEN'S COMPENSATION
AND BUILDING INSURANCE ACTIVITIES. 5,063,850

THE ASSETS AND LIABILITIES OF THE INTERNAL SERVICE FUNDS ARE INCLUDED IN
THE GOVERNMENTAL ACTIVITIES IN THE STATEMENT OF NET POSITION 1,811,924

IN THE STATEMENT OF ACTIVITIES, INTEREST IS ACCRUED ON OUTSTANDING LONG-TERM DEBT,
WHEREAS IN GOVERNMENTAL FUNDS INTEREST IS NOT REPORTED UNTIL DUE (153,151)

LONG-TERM LIABILITIES ARE NOT DUE AND PAYABLE IN THE CURRENT PERIOD AND, THEREFORE,
ARE NOT REPORTED IN THE GOVERNMENTAL FUNDS

BONDS AND NOTES PAYABLE	(22,744,976)
OTHER POSTEMPLOYMENT BENEFITS LIABILITY	(83,005,391)
DEFERRED OUTFLOWS OF RESOURCES - RELATED TO POSTEMPLOYMENT BENEFITS	10,343,450
DEFERRED INFLOWS OF RESOURCES - RELATED TO POSTEMPLOYMENT BENEFITS	(5,348,168)
NET PENSION LIABILITY	(21,482,198)
DEFERRED OUTFLOWS OF RESOURCES - RELATED TO PENSIONS	3,362,624
DEFERRED INFLOWS OF RESOURCES - RELATED TO PENSIONS	(4,116,588)
CAPITAL LEASE	(142,734)
UNAMORTIZED BOND PREMIUM	(1,672,655)
COMPENSATED ABSENCES	(1,195,644)
LANDFILL POSTCLOSURE CARE COSTS	(48,000)

NET EFFECT OF REPORTING LONG-TERM LIABILITIES

NET POSITION OF GOVERNMENTAL ACTIVITIES (126,050,280)

\$ (15,696,293)

See accompanying notes to the basic financial statements

TOWN OF BELLINGHAM, MASSACHUSETTS
RECONCILIATION OF THE STATEMENT OF REVENUES, EXPENDITURES, AND CHANGES IN FUND BALANCES
OF GOVERNMENTAL FUNDS TO THE STATEMENT OF ACTIVITIES
FISCAL YEAR ENDED JUNE 30, 2021

\$ 10,837,962

NET CHANGE IN FUND BALANCES - TOTAL GOVERNMENTAL FUNDS

GOVERNMENTAL FUNDS REPORT CAPITAL OUTLAYS AS EXPENDITURES. HOWEVER, IN THE STATEMENT OF ACTIVITIES THE COST OF THOSE ASSETS IS ALLOCATED OVER THEIR ESTIMATED USEFUL LIVES AND REPORTED AS DEPRECIATION EXPENSE.

CAPITAL OUTLAY
DEPRECIATION EXPENSE

2,724,076
(3,123,674)

(399,598)

NET EFFECT OF REPORTING CAPITAL ASSETS

REVENUES IN THE STATEMENT OF ACTIVITIES THAT DO NOT PROVIDE CURRENT FINANCIAL RESOURCES ARE FULLY DEFERRED IN THE STATEMENT OF REVENUES, EXPENDITURES AND CHANGES IN FUND BALANCES. THEREFORE, THE RECOGNITION OF REVENUE FOR VARIOUS TYPES OF ACCOUNTS RECEIVABLE (I.E. REAL ESTATE AND PERSONAL PROPERTY, MOTOR VEHICLE EXCISE, ETC.) DIFFER BETWEEN THE TWO STATEMENTS. THIS AMOUNT REPRESENTS THE NET CHANGE IN DEFERRED REVENUE

(1,999,110)

THE ISSUANCE OF LONG-TERM DEBT (E.G., BONDS) PROVIDES CURRENT FINANCIAL RESOURCES TO GOVERNMENTAL FUNDS, WHILE THE REPAYMENT OF THE PRINCIPAL OF LONG-TERM DEBT CONSUMES THE FINANCIAL RESOURCES OF GOVERNMENTAL FUNDS. NEITHER TRANSACTION, HOWEVER, HAS ANY EFFECT ON NET ASSETS. ALSO, GOVERNMENTAL FUNDS REPORT THE EFFECT OF ISSUANCE COSTS, PREMIUMS, DISCOUNTS, AND SIMILAR ITEMS WHEN DEBT IS FIRST ISSUED, WHEREAS THESE AMOUNTS ARE DEFERRED AND AMORTIZED IN THE STATEMENT OF ACTIVITIES.

PROCEEDS FROM BONDS AND NOTES
DEBT SERVICE PRINCIPAL PAYMENTS
UNAMORTIZED BOND PREMIUM

(6,665,000)
4,420,922
(1,148,130)

(3,392,208)

NET EFFECT OF REPORTING LONG-TERM DEBT

SOME EXPENSES REPORTED IN THE STATEMENT OF ACTIVITIES DO NOT REQUIRE THE USE OF CURRENT FINANCIAL RESOURCES AND, THEREFORE, ARE NOT REPORTED AS EXPENDITURES IN THE GOVERNMENTAL FUNDS.

NET CHANGE IN CAPITAL LEASE
NET CHANGE IN COMPENSATED ABSENCES ACCRUAL
NET CHANGE IN LANDFILL POSTCLOSURE CARE ACCRUAL
NET CHANGE IN ACCRUED INTEREST ON LONG-TERM DEBT
NET CHANGE IN OTHER POSTEMPLOYMENT BENEFITS LIABILITY
NET CHANGE IN DEFERRED OUTFLOWS OF RESOURCES - RELATED TO POSTEMPLOYMENT BENEFITS
NET CHANGE IN DEFERRED INFLOWS OF RESOURCES - RELATED TO POSTEMPLOYMENT BENEFITS
NET CHANGE IN DEFERRED OUTFLOWS OF RESOURCES - RELATED TO PENSIONS
NET CHANGE IN DEFERRED INFLOWS OF RESOURCES - RELATED TO PENSIONS
NET CHANGE IN NET PENSION LIABILITY

93,724
81,161
12,000
16,649
(7,070,784)
268,587
1,329,586
(2,559,910)
31,607
3,178,313

(4,619,067)

NET EFFECT OF RECORDING LONG-TERM LIABILITIES

INTERNAL SERVICE FUNDS ARE USED BY MANAGEMENT TO ACCOUNT FOR HEALTH INSURANCE, UNEMPLOYMENT, WORKERS' COMPENSATION, AND BUILDING INSURANCE ACTIVITIES

THE NET ACTIVITY OF INTERNAL SERVICE FUNDS IS REPORTED WITH GOVERNMENTAL ACTIVITIES

(1,021,114)

\$ (593,135)

CHANGE IN NET POSITION OF GOVERNMENTAL ACTIVITIES

See accompanying notes to the basic financial statements

TOWN OF BELLINGHAM, MASSACHUSETTS
GENERAL FUND
STATEMENT OF REVENUES, EXPENDITURES, AND CHANGES IN FUND BALANCE - BUDGET AND ACTUAL
FISCAL YEAR ENDED JUNE 30, 2021

	PRIOR YEAR CARRYFORWARD ARTICLES & ENCUMBRANCES	BUDGETED AMOUNTS			ACTUAL BUDGETARY AMOUNTS	CURRENT YEAR CARRYFORWARD ARTICLES & ENCUMBRANCES	VARIANCE OVER (UNDER)
		CURRENT YEAR INITIAL BUDGET	ORIGINAL BUDGET	FINAL BUDGET			
REVENUES:							
REAL ESTATE AND PERSONAL PROPERTY TAXES,							
NET OF TAX REFUNDS	\$ -	\$ 46,000,992	\$ 46,000,992	\$ 46,000,992	\$ 47,184,481	\$ -	\$ 1,183,489
MOTOR VEHICLE EXCISE TAXES	-	2,471,322	2,471,322	2,471,322	2,651,190	-	179,868
PENALTIES & INTEREST ON TAXES	-	207,900	207,900	207,900	358,678	-	150,778
INTERGOVERNMENTAL	-	13,700,888	13,700,888	13,700,888	14,079,115	-	378,227
INVESTMENT INCOME	-	12,143	12,143	12,143	27,459	-	15,316
DEPARTMENTAL	-	2,814,338	2,814,338	2,814,338	3,452,022	-	647,684
TOTAL REVENUES	-	65,207,593	65,207,593	65,207,593	67,762,945	-	2,555,352
EXPENDITURES:							
CURRENT:							
GENERAL GOVERNMENT							
PUBLIC SAFETY	121,138	3,406,094	3,527,232	3,564,224	3,107,641	121,985	334,598
EDUCATION	51,288	7,495,861	7,557,159	7,757,206	6,593,377	529,234	334,595
PUBLIC WORKS	593,929	31,590,928	32,284,857	32,084,857	31,160,924	488,210	435,723
HUMAN SERVICES	30,870	2,716,318	2,747,168	3,235,068	2,320,077	644,052	270,959
CULTURE & RECREATION	78,621	504,381	583,002	583,027	470,935	24,245	87,847
EMPLOYEE BENEFITS	-	851,211	851,211	852,061	816,109	31,193	4,759
STATE & COUNTY ASSESSMENTS	-	10,840,220	10,840,220	11,040,220	11,027,168	-	13,052
DEBT SERVICE:	-	3,308,041	3,308,041	3,308,041	3,494,297	-	(186,256)
PRINCIPAL	-	4,420,922	4,420,922	4,420,922	4,420,922	-	-
INTEREST	-	802,920	802,920	802,920	792,497	-	10,423
TOTAL EXPENDITURES	885,856	66,036,896	66,922,752	67,648,566	64,503,947	1,838,919	1,305,700
EXCESS (DEFICIENCY) OF REVENUES OVER EXPENDITURES	(885,856)	(829,313)	(1,715,160)	(2,440,983)	3,258,998	(1,838,919)	3,861,062
OTHER FINANCING SOURCES (USES):							
OPERATING TRANSFERS IN	-	101,275	101,275	101,275	172,683	-	71,388
OPERATING TRANSFERS OUT	-	(869,353)	(869,353)	(869,353)	(890,937)	-	(21,584)
TOTAL OTHER FINANCING SOURCES (USES)	-	(768,078)	(768,078)	(768,078)	(718,274)	-	49,804
NET CHANGE IN FUND BALANCE	(885,856)	(1,597,391)	(2,483,247)	(3,209,061)	2,540,724	(1,838,919)	3,910,866
BUDGETARY FUND BALANCE, BEGINNING OF YEAR	5,437,349	5,437,349	5,437,349	5,437,349	5,437,349	-	-
BUDGETARY FUND BALANCE, END OF YEAR	\$ 4,551,493	\$ 3,839,958	\$ 2,954,102	\$ 2,228,288	\$ 7,978,073	\$ (1,838,919)	\$ 3,910,866

See accompanying notes to the basic financial statements

TOWN OF BELLINGHAM, MASSACHUSETTS
PROPRIETARY FUNDS
STATEMENT OF NET POSITION
JUNE 30, 2021

	BUSINESS-TYPE ACTIVITIES - ENTERPRISE FUNDS			GOVERNMENTAL ACTIVITIES - INTERNAL SERVICE FUNDS
	WATER	SANITATION	TOTAL	
ASSETS				
CURRENT:				
CASH AND SHORT-TERM INVESTMENTS	\$ 2,515,269	\$ 538,920	\$ 3,054,189	\$ 3,172,137
USER FEES	635,833	354,537	990,370	69,352
DEPARTMENTAL	-	-	-	-
TOTAL CURRENT ASSETS	3,151,102	893,457	4,044,559	3,231,489
NONCURRENT:				
CAPITAL ASSETS, NET OF ACCUMULATED DEPRECIATION	31,257,203	-	31,257,203	-
TOTAL ASSETS	34,408,305	893,457	35,301,762	3,231,489
DEFERRED OUTFLOWS OF RESOURCES				
RELATED TO OPEB	209,536	25,345	234,881	-
RELATED TO PENSIONS	182,743	9,955	192,698	-
TOTAL DEFERRED OUTFLOWS OF RESOURCES	392,279	35,300	427,579	-
LIABILITIES				
CURRENT:				
ACCOUNTS PAYABLE	431,212	128,774	559,986	28,493
ACCRUED LIABILITIES	21,263	3,046	24,309	-
HEALTH CLAIMS PAYABLE	-	-	120,564	1,391,072
ACCRUED INTEREST	120,564	-	834,059	-
BONDS AND NOTES PAYABLE	834,059	-	-	-
TOTAL CURRENT LIABILITIES	1,407,098	131,820	1,538,918	1,419,565
NONCURRENT:				
BONDS AND NOTES PAYABLE	12,146,455	-	12,146,455	-
NET PENSION LIABILITY	1,167,461	63,597	1,231,058	-
OTHER POSTEMPLOYMENT BENEFITS	1,681,510	203,393	1,884,903	-
TOTAL NONCURRENT LIABILITIES	14,995,426	266,990	15,262,416	-
TOTAL LIABILITIES	16,402,524	398,810	16,801,334	1,419,565
DEFERRED INFLOWS OF RESOURCES				
RELATED TO POST EMPLOYMENT BENEFITS	108,342	13,105	121,447	-
RELATED TO PENSIONS	223,718	12,187	235,905	-
TOTAL DEFERRED INFLOWS OF RESOURCES	332,060	25,292	357,352	-
NET POSITION				
NET INVESTMENT IN CAPITAL ASSETS	18,292,418	-	18,292,418	1,811,924
UNRESTRICTED	(226,418)	504,655	278,237	-
TOTAL NET POSITION	\$ 18,066,000	\$ 504,655	\$ 18,570,655	\$ 1,811,924

See accompanying notes to the basic financial statements

**TOWN OF BELLINGHAM, MASSACHUSETTS
PROPRIETARY FUNDS
STATEMENT OF REVENUES, EXPENSES, AND CHANGES IN NET POSITION
FISCAL YEAR ENDED JUNE 30, 2021**

	<u>BUSINESS TYPE ACTIVITIES - ENTERPRISE FUNDS</u>			<u>GOVERNMENTAL ACTIVITIES - INTERNAL SERVICE FUNDS</u>
	<u>WATER</u>	<u>SANITATION</u>	<u>TOTAL</u>	
<u>OPERATING REVENUES:</u>				
CHARGES FOR SERVICES	\$ 3,464,305	\$ 2,037,723	\$ 5,502,028	\$ -
EMPLOYER CONTRIBUTIONS	-	-	-	6,800,000
EMPLOYEE CONTRIBUTIONS	-	-	-	2,943,075
DEPARTMENTAL & OTHER INCOME	228,064	-	228,064	1,045,621
TOTAL OPERATING REVENUES	<u>3,692,369</u>	<u>2,037,723</u>	<u>5,730,092</u>	<u>10,788,696</u>
<u>OPERATING EXPENSES:</u>				
GENERAL SERVICES	2,822,034	1,759,086	4,581,120	-
DEPRECIATION	759,213	-	759,213	-
EMPLOYEE BENEFITS	-	-	-	-
TOTAL OPERATING EXPENSES	<u>3,581,247</u>	<u>1,759,086</u>	<u>5,340,333</u>	<u>11,819,892</u>
OPERATING INCOME (LOSS)	<u>111,122</u>	<u>278,637</u>	<u>389,759</u>	<u>(1,031,196)</u>
<u>NON-OPERATING REVENUES (EXPENSES):</u>				
INVESTMENT INCOME	3,973	742	4,715	10,082
INTEREST EXPENSE	(314,601)	-	(314,601)	-
TOTAL NON-OPERATING REVENUES (EXPENSES), NET	<u>(310,628)</u>	<u>742</u>	<u>(309,886)</u>	<u>10,082</u>
INCOME (LOSS) BEFORE OPERATING TRANSFERS	<u>(199,506)</u>	<u>279,379</u>	<u>79,873</u>	<u>(1,021,114)</u>
<u>OPERATING TRANSFERS:</u>				
OPERATING TRANSFERS IN	700,429	-	700,429	-
OPERATING TRANSFERS OUT	(34)	(141,640)	(141,674)	-
TOTAL OPERATING TRANSFERS	<u>700,395</u>	<u>(141,640)</u>	<u>558,755</u>	<u>-</u>
CHANGE IN NET POSITION	<u>500,889</u>	<u>137,739</u>	<u>638,628</u>	<u>(1,021,114)</u>
NET POSITION AT BEGINNING OF YEAR	<u>17,565,111</u>	<u>366,916</u>	<u>17,932,027</u>	<u>2,833,038</u>
NET POSITION AT END OF YEAR	<u>\$ 18,066,000</u>	<u>\$ 504,655</u>	<u>\$ 18,570,655</u>	<u>\$ 1,811,924</u>

See accompanying notes to the basic financial statements

TOWN OF BELLINGHAM, MASSACHUSETTS
PROPRIETARY FUNDS
STATEMENT OF CASH FLOWS
FISCAL YEAR ENDED JUNE 30, 2021

	BUSINESS TYPE ACTIVITIES - ENTERPRISE FUNDS			GOVERNMENTAL ACTIVITIES - INTERNAL SERVICE FUNDS
	WATER	SANITATION	TOTAL	
CASH FLOWS FROM OPERATING ACTIVITIES:				
EMPLOYER CONTRIBUTIONS	\$ -	\$ -	\$ -	\$ 6,800,000
EMPLOYEE CONTRIBUTIONS	-	-	-	2,943,075
RECEIPTS FROM CUSTOMERS AND USERS	3,956,263	1,817,523	5,773,786	1,249,418
PAYMENTS TO SUPPLIERS	(1,586,973)	(1,676,761)	(3,263,734)	(10,057,526)
PAYMENTS TO EMPLOYEES	(1,083,548)	(75,075)	(1,158,624)	-
NET CASH PROVIDED (USED) BY OPERATING ACTIVITIES	1,285,742	65,686	1,351,428	934,967
CASH FLOWS FROM NONCAPITAL FINANCING ACTIVITIES:				
OPERATING TRANSFERS IN	700,429	-	700,429	-
OPERATING TRANSFERS OUT	(34)	(141,640)	(141,674)	-
NET CASH PROVIDED (USES) BY NONCAPITAL FINANCING ACTIVITIES	700,395	(141,640)	558,755	-
CASH FLOWS FROM CAPITAL AND RELATED FINANCING ACTIVITIES:				
PRINCIPAL PAYMENTS ON BONDS AND NOTES	(821,316)	-	(821,316)	-
ACQUISITION AND CONSTRUCTION OF CAPITAL ASSETS	(766,064)	-	(766,064)	-
INTEREST EXPENSE	(322,037)	-	(322,037)	-
NET CASH PROVIDED (USED) BY CAPITAL AND RELATED FINANCING ACTIVITIES:	(1,909,417)	-	(1,909,417)	-
CASH FLOWS FROM INVESTING ACTIVITIES:				
INTEREST RECEIVED	3,973	742	4,715	10,082
NET INCREASE (DECREASE) IN CASH AND SHORT-TERM INVESTMENTS	80,693	(75,212)	5,481	945,049
CASH AND SHORT-TERM INVESTMENTS - BEGINNING OF YEAR	2,434,576	614,132	3,048,708	2,227,088
CASH AND SHORT-TERM INVESTMENTS - END OF YEAR	\$ 2,515,269	\$ 538,920	\$ 3,054,189	\$ 3,172,137
RECONCILIATION OF OPERATING INCOME (LOSS) TO NET CASH PROVIDED (USED) BY OPERATING ACTIVITIES:				
OPERATING INCOME (LOSS)	\$ 111,122	\$ 278,637	\$ 389,759	\$ (1,031,186)
ADJUSTMENTS TO RECONCILE OPERATING INCOME (LOSS) TO NET CASH PROVIDED (USED) BY OPERATING ACTIVITIES:				
DEPRECIATION	759,213	-	759,213	-
(INCREASE) DECREASE IN ACCOUNTS RECEIVABLE	263,894	(220,200)	43,694	203,798
(INCREASE) DECREASE IN DEPOSIT PREMIUM	-	-	-	732,198
(INCREASE) DECREASE IN DEFERRED OUTFLOWS OF RESOURCES	134,324	7,066	141,390	-
INCREASE (DECREASE) IN ACCOUNTS PAYABLE	80,621	(3,185)	77,436	-
INCREASE (DECREASE) IN HEALTH CLAIMS PAYABLE	-	-	-	1,030,167
INCREASE (DECREASE) IN POSTEMPLOYMENT BENEFITS	138,376	16,225	154,601	-
INCREASE (DECREASE) IN DEFERRED INFLOWS OF RESOURCES	(29,080)	(3,448)	(32,528)	-
INCREASE (DECREASE) IN NET PENSION LIABILITY	(172,728)	(9,409)	(182,137)	-
TOTAL ADJUSTMENTS	1,174,620	(212,951)	961,669	1,866,163
NET CASH PROVIDED (USED) BY OPERATING ACTIVITIES	\$ 1,285,742	\$ 65,686	\$ 1,351,428	\$ 934,967

See accompanying notes to the basic financial statements

TOWN OF BELLINGHAM, MASSACHUSETTS
FIDUCIARY FUNDS
STATEMENT OF FIDUCIARY NET POSITION
JUNE 30, 2021

	POSTEMPLOYMENT BENEFITS TRUST	PRIVATE PURPOSE TRUST FUNDS
<u>ASSETS</u>		
CASH AND SHORT-TERM INVESTMENTS	\$ -	\$ 55
INVESTMENTS	663,637	467,651
TOTAL ASSETS	663,637	467,706
<u>LIABILITIES</u>		
	-	-
<u>NET POSITION</u>		
HELD IN TRUST FOR PLAN PARTICIPANTS	663,637	-
HELD IN TRUST FOR OTHER PURPOSES	-	467,706
TOTAL	\$ 663,637	\$ 467,706

See accompanying notes to the basic financial statements

TOWN OF BELLINGHAM, MASSACHUSETTS
FIDUCIARY FUNDS
STATEMENT OF CHANGES IN FIDUCIARY NET POSITION
FISCAL YEAR ENDED JUNE 30, 2021

	POSTEMPLOYMENT BENEFITS TRUSTS	PRIVATE PURPOSE TRUST FUNDS
ADDITIONS:		
CONTRIBUTIONS:		
EMPLOYER CONTRIBUTIONS	\$ 25,000	\$ -
EMPLOYER CONTRIBUTIONS TO PAY FOR OPEB BENEFITS	1,943,746	-
	<u>67,348</u>	<u>21,100</u>
NET INVESTMENT INCOME (LOSS):		
INVESTMENT INCOME	<u>2,036,094</u>	<u>21,100</u>
TOTAL ADDITIONS		
	1,943,746	-
DEDUCTIONS:		
BENEFIT PAYMENTS	-	8,000
EDUCATIONAL SCHOLARSHIPS	<u>1,943,746</u>	<u>8,000</u>
TOTAL DEDUCTIONS		
	92,348	13,100
CHANGE IN NET POSITION	<u>571,289</u>	<u>454,606</u>
NET POSITION AT BEGINNING OF YEAR	<u>\$ 663,637</u>	<u>\$ 467,706</u>
NET POSITION AT END OF YEAR		

See accompanying notes to the basic financial statements

TOWN OF BELLINGHAM, MASSACHUSETTS
NOTES TO BASIC FINANCIAL STATEMENTS
JUNE 30, 2021

NOTE 1 – SUMMARY OF SIGNIFICANT ACCOUNTING POLICIES

The accompanying basic financial statements of the Town of Bellingham, Massachusetts (the Town) have been prepared in accordance with accounting principles generally accepted in the United States of America (GAAP). The Governmental Accounting Standards Board (GASB) is the recognized standard-setting body for establishing governmental accounting and financial reporting principles. The following is a summary of the more significant Town accounting policies:

A. Reporting Entity

Primary Government

The Town is a municipal corporation that is governed by a five member Select Board (the Board). The Board is responsible for appointing a Town Administrator whose responsibility is to manage the day to day operations. For financial reporting purposes, the Town has included all funds, organizations, account groups, agencies, boards, commissions and institutions. The Town has also considered all potential component units, blended or discretely presented, for which it is financially accountable as well as other organizations for which the nature and significance of their relationship with the Town are such that exclusion would cause the basic financial statements to be misleading or incomplete. Blended component units, although legally separate entities, are, in substance, part of the government's operations and discretely presented component units are reported in a separate column in the government-wide financial statements to emphasize that they are legally separate from the government. It has been determined that there are no component units (blended or discretely presented) for inclusion in the primary government's financial reporting entity.

Joint Venture

Municipal joint ventures pool resources to share the costs, risks and rewards of providing services to their participants, the general public or others. The Town is a participant in the following joint venture:

<u>Name</u>	<u>Purpose</u>	<u>Address</u>	<u>Annual Assessment</u>
Blackstone Valley Vocational Regional School District	To provide vocational education	65 Pleasant Street Upton, MA 01568	\$954,780

The Blackstone Valley Vocational Regional School District (the District) is governed by a thirteen (13) member school committee consisting of one (1) elected representative from the Town of Bellingham. The Town is indirectly liable for debt and other expenditures of the District and is assessed annually for its share of the operating and capital costs. Separate financial statements may be obtained by writing to the Treasurer of the District at the above address. The Town has an equity interest of approximately 4.9% in the joint venture.

TOWN OF BELLINGHAM, MASSACHUSETTS
NOTES TO BASIC FINANCIAL STATEMENTS
JUNE 30, 2021

B. Government-Wide and Fund Financial Statements

Government-Wide Financial Statements

The government-wide financial statements (i.e., statement of net position and the statement of activities) report information on all of the non-fiduciary activities of the primary government. *Governmental activities*, which are primarily supported by taxes and intergovernmental revenues, are reported separately from *business-type activities*, which are supported primarily by user fees and charges.

Fund Financial Statements

Separate financial statements are provided for governmental funds, proprietary funds, and fiduciary funds, even though fiduciary funds are excluded from the government-wide financial statements. Major individual governmental funds and major individual enterprise funds are reported as separate columns in the fund financial statements. Nonmajor funds are aggregated and displayed in a single column.

Major Fund Criteria

A fund is considered major if it is the primary operating fund of the Town or it meets the following criteria:

- a. If the total assets and deferred outflows of resources, liabilities and deferred inflows of resources, revenues, or expenditures/expenses of an individual governmental or enterprise fund are at least 10 percent of the corresponding element (assets and deferred outflows of resources, liabilities and deferred inflows of resources, etc.) for all funds of that category or type (total governmental or total enterprise funds), and
- b. If the total assets and deferred outflows of resources, liabilities and deferred inflows of resources, revenues, or expenditures/expenses of the individual governmental fund or enterprise fund are at least 5 percent of the corresponding element for all governmental and enterprise funds combined.

Additionally, any other governmental or enterprise fund that management believes is particularly significant to the basic financial statements may be reported as a major fund.

Internal service funds and fiduciary funds are reported by fund type.

C. Measurement Focus, Basis of Accounting and Financial Statement Presentation

Government-Wide Financial Statements

The government-wide financial statements are reported using the economic resources measurement focus and the accrual basis of accounting. Under this method, revenues are recorded when earned and expenses are recorded when the liabilities are incurred. Real estate and personal property taxes are recognized as revenues in the fiscal year for which they are levied. Grants and similar items are recognized as revenue as soon as all eligibility requirements imposed by the provider have been met.

TOWN OF BELLINGHAM, MASSACHUSETTS
NOTES TO BASIC FINANCIAL STATEMENTS
JUNE 30, 2021

The statement of activities demonstrates the degree to which the direct expenses of a particular function or segment are offset by program revenues. Direct expenses are those that are clearly identifiable with a specific function or segment. Program revenues include the following:

- a. *Charges to customers* or applicants who purchase, use, or directly benefit from goods, services, or privileges provided by a given function or segment.
- b. *Grants and contributions* that are restricted to meeting the operational requirements of a particular function or segment.
- c. *Grants and contributions* that are restricted to meeting the capital requirements of a particular function or segment.

Taxes and other items not identifiable as program revenues are reported as general revenues.

For the most part, the effect of interfund activity has been removed from the government-wide financial statements. Exceptions are charges between the general fund and the various enterprise funds. Elimination of these charges would distort the direct costs and program revenues reported for the functions affected.

Fund Financial Statements

Governmental Fund Financial Statements

Governmental fund financial statements are reported using the current financial resources measurement focus and the modified accrual basis of accounting. Under the modified accrual basis of accounting, revenues are recognized when susceptible to accrual (i.e., when they become both measurable and available). Measurable means the amount of the transaction can be determined and available means collectible within the current period or soon enough thereafter to pay liabilities of the current period.

Expenditures are recorded when the related fund liability is incurred, except for interest on general long-term debt which is recognized when due, and the non-current portion of compensated absences, net pension liability, postemployment benefits, capital leases payable, and landfill postclosure care costs which are recognized when the obligations are expected to be liquidated with current expendable available resources.

In applying the susceptible to accrual concept to intergovernmental revenues, there are essentially two types of revenues. In one, moneys must be expended on the specific purpose or project before any amounts will be paid to the Town; therefore, revenues are recognized based upon the expenditures incurred. In the other, moneys are virtually unrestricted and are usually revocable only for failure to comply with prescribed compliance requirements. These resources are reflected as revenues at the time of receipt or earlier if the susceptible to accrual criteria are met.

The Town considers property taxes as available if they are due and collected within 60 days after fiscal year-end. Licenses and permits, user charges, fines and forfeitures, and miscellaneous revenues are recorded as revenues when received. Investment earnings are recorded as earned.

**TOWN OF BELLINGHAM, MASSACHUSETTS
NOTES TO BASIC FINANCIAL STATEMENTS
JUNE 30, 2021**

The Town reports the following major governmental funds:

- The *General fund* is the primary operating fund of the Town. It is used to account for all financial resources, except those that are required to be accounted for in another fund.
- The *Nonmajor Governmental funds* consist of other special revenue, capital projects and permanent funds that are aggregated and presented in the *nonmajor governmental funds* column on the governmental funds financial statements. The following describes the general use of these fund types:
 - The *Special Revenue fund* is used to account for the proceeds of specific revenue sources (other than permanent funds or capital projects funds) that are restricted by law or administrative action to expenditures for specified purposes.
 - The *Capital Projects fund* is used to account for financial resources to be used for the acquisition or construction of major capital facilities (other than those financed by enterprise and trust funds).

Proprietary Fund Financial Statements

Proprietary fund financial statements are reported using the flow of economic resources measurement focus and use the accrual basis of accounting. Under this method, revenues are recorded when earned and expenses are recorded when the liabilities are incurred.

Proprietary funds distinguish operating revenues and expenses from nonoperating items. Operating revenues and expenses generally result from providing services and producing and delivering goods in connection with the proprietary funds principal ongoing operations. All revenues and expenses not meeting this definition are reported as nonoperating revenues and expenses.

The following major proprietary funds are reported:

- The *Water Enterprise fund* is used to account for water activities.
- The *Sanitation Enterprise fund* is used to account for the operations of the trash collection activities.

Additionally, the following proprietary fund type is reported:

- The *Internal Service fund* is used to account for the financing of services provided by one department to other departments or governmental units. This fund is used to account for risk financing activities related to municipal building insurance, worker's compensation, unemployment compensation, and health insurance.

Fiduciary Fund Financial Statements

Fiduciary fund financial statements are reported using the flow of economic resources measurement focus and use the accrual basis of accounting. Fiduciary funds are used to account for assets held by the Town in a trustee capacity for others that cannot be used to support the governmental programs.

TOWN OF BELLINGHAM, MASSACHUSETTS
NOTES TO BASIC FINANCIAL STATEMENTS
JUNE 30, 2021

The following fiduciary fund types are reported:

- The *Private-Purpose trust fund* is used to account for trust arrangements, other than those properly reported in the permanent fund (nonmajor governmental funds), under which principal and investment income exclusively benefit individuals, private organizations, or other governments.
- The *Postemployment Benefits Trust* fund is used to account for assets held to fund future postemployment benefits of current and retired employees.

D. Cash and Investments

Government-Wide and Fund Financial Statements

Cash and short term investments are considered to be cash on hand, demand deposits and short-term investments with original maturities of three months or less from the date of acquisition. Investments are reported at fair value.

E. Fair Value Measurements

The Town reports required types of financial instruments in accordance with the fair value standards. These standards require an entity to maximize the use of observable inputs (such as quoted prices in active markets) and minimize the use of unobservable inputs (such as appraisals or valuation techniques) to determine fair value. Fair value standards also require the government to classify these financial instruments into a three-level hierarchy, based on the priority of inputs to the valuation technique or in accordance with net asset value practical expedient rules, which allow for either Level 2 or Level 3 depending on lock up and notice periods associated with the underlying funds. Instruments measured and reported at fair value are classified and disclosed in one of the following categories:

Level 1 – Quoted prices are available in active markets for identical instruments as of the reporting date. Instruments, which are generally included in this category, include actively traded equity and debt securities, U.S. government obligations, and mutual funds with quoted market prices in active markets.

Level 2 – Pricing inputs are other than quoted in active markets, which are either directly or indirectly observable as of the reporting date, and fair value is determined through the use of models or other valuation methodologies. Certain fixed income securities, primarily corporate bonds, are classified as Level 2 because fair values are estimated using pricing models, matrix pricing, or discounted cash flows.

TOWN OF BELLINGHAM, MASSACHUSETTS
NOTES TO BASIC FINANCIAL STATEMENTS
JUNE 30, 2021

Level 3 – Pricing inputs are unobservable for the instrument and include situations where there is little, if any, market activity for the instrument. The inputs into the determination of fair value require significant management judgment or estimation. In some instances the inputs used to measure fair value may fall into different levels of the fair value hierarchy and is based on the lowest level of input that is significant to the fair value measurement. Market price is affected by a number of factors, including the type of instrument and the characteristics specific to the instrument. Instruments with readily available active quoted prices generally will have a higher degree of market price observability and a lesser degree of judgment used in measuring fair value. It is reasonably possible that change in values of these instruments will occur in the near term and that such changes could materially affect amounts reported in these financial statements. For more information on the fair value of the Town's financial instruments, see Note 3 – Fair Market Value of Investments.

F. Accounts Receivable

Government-Wide and Fund Financial Statements

The recognition of revenue related to accounts receivable reported in the government-wide financial statements and proprietary and fiduciary funds financial statements are reported under the accrual basis of accounting. The recognition of revenue related to accounts receivable reported in the governmental funds financial statements are reported under the modified accrual basis of accounting.

Real Estate, Personal Property Taxes and Tax Liens

Real estate and personal property taxes are based on values assessed as of each January 1 and are normally due on the subsequent August 1, November 1, February 1, and May 1. Property taxes that remain unpaid after the respective due dates are subject to penalties and interest charges. By law, all taxable property in the Commonwealth must be assessed at 100% of fair market value. Once levied which is required to be at least 30 days prior to the due date, these taxes are recorded as receivables in the fiscal year of levy. Based on the Town's experience, most property taxes are collected during the year in which they are assessed. Liening of properties on which taxes remain unpaid occurs annually. The Town ultimately has the right to foreclose on all properties where the taxes remain unpaid.

A statewide property tax limitation statute known as "Proposition 2 ½" limits the amount of increase in property tax levy in any fiscal year. Generally, Proposition 2 ½ limits the total levy to an amount not greater than 2 ½ % of the total assessed value of all taxable property within the Town. Secondly, the tax levy cannot increase by more than 2 ½ % of the prior year's levy plus the taxes on property newly added to the tax rolls. Certain provisions of Proposition 2 ½ can be overridden by a Town-wide referendum.

Real estate receivables are secured via the tax lien process and are considered 100% collectible. Accordingly, an allowance for uncollectibles is not reported.

Personal property taxes cannot be secured through the lien process. The allowance of uncollectibles is estimated based on historical trends and specific account analysis.

TOWN OF BELLINGHAM, MASSACHUSETTS
NOTES TO BASIC FINANCIAL STATEMENTS
JUNE 30, 2021

Motor Vehicle Excise

Motor vehicle excise taxes are assessed annually for each vehicle registered in the Town and are recorded as receivables in the fiscal year of the levy. The Commonwealth is responsible for reporting the number of vehicles registered and the fair values of those vehicles. The tax calculation is the fair value of the vehicle multiplied by \$25 per \$1,000 of value.

The allowance for uncollectibles is estimated based on historical trends and specific account analysis.

Water and Sewer

User fees are levied semi-annually based on individual meter readings and are subject to penalties and interest if they are not paid by the respective due date. Water and sewer liens are processed in December of every year and included as a lien on the property owner's tax bill. Water and sewer charges and related liens are recorded as receivables in the fiscal year of the levy.

Since the receivables are secured via the lien process, these accounts are considered 100% collectible and therefore do not report an allowance for uncollectibles.

Departmental and Other

Departmental and other receivables consist of stop loss, agency and other receivables and are recorded as receivables in the fiscal year accrued.

Special Assessments

Governmental activities special assessments consist primarily of Sewer Betterments and Title V receivables which are recorded as receivables in the fiscal year accrued. Since the receivables are secured via the lien process, these assets are considered 100% collectible and therefore do not report an allowance for uncollectibles.

Intergovernmental

Various federal and state grants for operating and capital purposes are applied for and received annually. For non-expenditure driven grants, receivables are recognized as soon as all eligibility requirements imposed by the provider have been met. For expenditure driven grants, receivables are recognized when the qualifying expenditures are incurred and all other grant requirements are met. These receivables are considered 100% collectible and therefore do not report an allowance for uncollectibles.

G. Inventories

Government-Wide and Fund Financial Statements

Inventories of the governmental funds and the water and sanitation enterprise funds are recorded as expenditures, at the time of purchase. Such inventories are not material in total to the basic financial statements, and therefore are not reported.

TOWN OF BELLINGHAM, MASSACHUSETTS
NOTES TO BASIC FINANCIAL STATEMENTS
JUNE 30, 2021

H. Capital Assets

Government-Wide and Proprietary Fund Financial Statements

Capital assets, which include land, buildings, improvements (other than buildings), machinery and equipment, vehicles, software, furniture and fixtures, other, infrastructure (e.g., water mains, roadways, and similar items), and construction in progress are reported in the applicable governmental or business-type activities column of the government-wide financial statements, and the proprietary fund financial statements. Capital assets are recorded at historical cost, or at estimated historical cost, if actual historical cost is not available. Donated capital assets are recorded at the estimated fair market value at the date of donation. Except for the capital assets of the governmental activities column in the government-wide financial statements; construction period interest is capitalized on constructed capital assets if material.

All purchases and construction costs in excess of \$15,000 are capitalized at the date of acquisition or construction, respectively, with expected useful lives of five years or greater.

Capital assets (excluding land and construction in progress) are depreciated on a straight-line basis. The estimated useful lives of capital assets are as follows:

<u>Asset Class</u>	<u>Estimated Useful Life (in years)</u>
Buildings	40
Improvements (other than buildings)	5-30
Machinery and equipment	5-10
Vehicles	5-15
Furniture & Fixture	10
Infrastructure	50
Software	5-10
Other	5-10

The cost of normal maintenance and repairs that do not add to the value of the assets or materially extend asset lives are not capitalized and are treated as expenses when incurred.

Governmental Fund Financial Statements

Capital asset costs are recorded as expenditures in the fiscal year of purchase for the various funds.

I. Interfund Receivables and Payables

During the course of its operations, transactions occur between and within individual funds that may result in amounts owed between funds.

TOWN OF BELLINGHAM, MASSACHUSETTS
NOTES TO BASIC FINANCIAL STATEMENTS
JUNE 30, 2021

Government-Wide Financial Statements

Transactions of a buyer/seller nature between and within governmental funds and internal service funds are eliminated from the governmental activities in the statement of net position. Any residual balances outstanding between the governmental activities and business-type activities are reported in the statement of net position as "internal balances".

Fund Financial Statements

Transactions of a buyer/seller nature between and within funds are *not* eliminated from the individual fund statements. Receivables and payables resulting from these transactions are classified as "Due from other funds" or "Due to other funds" on the balance sheet.

J. Interfund Transfers

During the course of its operations, resources are permanently reallocated between and within funds. These transactions are reported as operating transfers in and operating transfers out.

Government-Wide Financial Statements

Operating transfers between and within governmental funds and internal service funds are eliminated from the governmental activities in the statement of net position. Any residual balances outstanding between the governmental activities and business-type activities are reported in the statement of activities as "Transfers, net".

Fund Financial Statements

Operating transfers between and within funds are *not* eliminated from the individual fund statements and are reported as operating transfers in and operating transfers out.

K. Deferred Outflows/Inflows of Resources

Government-Wide Financial Statements (Net Position)

In addition to assets, the statement of financial position will sometimes report a separate section for deferred outflows of resources. This separate financial statement element, *deferred outflows of resources*, represents a consumption of net position that applies to a future period(s) and so will *not* be recognized as an outflow of resources (expense/ expenditure) until then. The Town reported deferred outflows of resources related to postemployment benefits and pensions in this category.

In addition to liabilities, the statement of financial position will sometimes report a separate section for deferred inflows of resources. This separate financial statement element, *deferred inflows of resources*, represents an acquisition of net position that applies to a future period(s) and so will *not* be recognized as an inflow of resources (revenue) until that time. The Town reported deferred inflows of resources related to postemployment benefits and pensions in this category.

TOWN OF BELLINGHAM, MASSACHUSETTS
NOTES TO BASIC FINANCIAL STATEMENTS
JUNE 30, 2021

Governmental Funds Financial Statements

In addition to liabilities, the governmental funds balance sheet will sometimes report a separate section for deferred inflows of resources. This separate financial statement element, deferred inflows of resources, represents assets that have been recorded in the governmental fund financial statements but the revenue is not available and so will not be recognized as an inflow of resources (revenue) until it becomes available. The Town has recorded unavailable revenue as deferred inflows of resources in the governmental funds balance sheet. Unavailable revenue is recognized as revenue in the conversion to the government-wide (full accrual) financial statements.

L. Net Position and Fund Equity

Government-Wide Financial Statements (Net Position)

Net position are classified into three components:

- a. *Net investment in capital assets* – consists of capital assets including restricted capital assets, net of accumulated depreciation and reduced by the outstanding balances of any bonds, mortgages, notes, or other borrowings that are attributable to the acquisition, construction, or improvement of those assets.
- b. *Restricted net position* – Consists of net position with constraints placed on the use either by (1) external groups such as creditors, grantors, contributors, or laws or regulations of other governments; or (2) law through constitutional provisions or enabling legislation.

Net position have been “restricted” for the following:

- *Permanent funds - expendable* represents amounts held in trust for which the expenditures are restricted by various trust agreements.
- *Other specific purposes* represent restrictions placed on assets from outside parties.
- c. *Unrestricted net position* – All other net position that do not meet the definition of “restricted” or “net investment in capital assets”

Fund Financial Statements (Fund Balances)

The Town uses the following criteria for fund balance classification:

- For *restricted* fund balance: when constraints placed on the use of the resources are either (1) externally imposed by creditors, grantors, contributors, or laws or regulations of other governments; or (2) imposed by law through constitutional provisions or enabling legislation.
- For *committed* fund balance: (1) the government’s highest level of decision-making authority and (2) the formal action that is required to be taken to establish (and modify or rescind) a fund balance commitment.
- For *assigned* fund balance: (1) the body or official authorized to assign amounts to a specific purpose and (2) the policy established by the governing body pursuant to which the authorization is given.

**TOWN OF BELLINGHAM, MASSACHUSETTS
NOTES TO BASIC FINANCIAL STATEMENTS
JUNE 30, 2021**

- For *unassigned* fund balance: is the residual classification for the general fund. In other governmental funds, if expenditures incurred for specific purposes exceeded the amounts restricted, committed, or assigned to those purposes, it may be necessary to report a negative unassigned fund balance.

The Town uses the following criteria for fund balance policies and procedures:

- When an expenditure is incurred for purposes for which both restricted and unrestricted fund balance is available, the unrestricted amount will be considered to have been spent.
- When an expenditure is incurred for purposes for which committed, assigned, or unassigned fund balance is available, the least restricted amount will be considered to have been spent.

M. Long-term debt

Government-Wide and Proprietary Fund Financial Statements

Long-term debt is reported as liabilities in the government-wide and proprietary fund statement of net position. Material bond premiums and discounts are deferred and amortized over the life of the bonds using the effective interest method. Bonds payable are reported net of the applicable bond premium or discount.

Governmental Fund Financial Statements

The face amount of governmental funds long-term debt is reported as other financing sources. Bond premiums and discounts, as well as issuance costs, are recognized in the current period. Bond premiums are reported as other financing sources and bond discounts are reported as other financing uses. Issuance costs, whether or not withheld from the actual bond proceeds received, are reported as general government expenditures.

N. Investment Income

Excluding the permanent funds, investment income derived from major and nonmajor governmental funds is legally assigned to the general fund unless otherwise directed by Massachusetts General Laws (MGL).

O. Compensated Absences

Employees are granted sick and vacation leave in varying amounts. Upon retirement, termination or death, certain employees are compensated for unused sick and vacation leave (subject to certain limitations) at their then current rates of pay.

TOWN OF BELLINGHAM, MASSACHUSETTS
NOTES TO BASIC FINANCIAL STATEMENTS
JUNE 30, 2021

Government-Wide Financial Statements

The total amount to be paid in future years is presented in the governmental activities column of the government wide statement of net position. The liability for vacation leave is based on the amount earned but not used; for sick leave, it is based on the amount accumulated at the balance sheet date (vesting method).

Governmental Fund Financial Statements

The portion of the liability related to unused sick and vacation time that has matured or is due as of June 30, 2021 is recorded in the governmental fund financial statement.

P. Pensions

For purposes of measuring the net pension liability, deferred outflows of resources and deferred inflows of resources related to pensions, and pension expense, information about the fiduciary net position of the Norfolk County Contributory Retirement System (NCCRS) and the Massachusetts Teachers Retirement System (MTRS), additions to/deductions from the System's fiduciary net position have been determined on the same basis as they are reported by the Systems. For this purpose, benefit payments (including refunds of employee contributions) are recognized when due and payable in accordance with the benefit terms. Investments are reported at fair value.

Q. Post Retirement Benefits

Government-Wide and Fund Financial Statements

In addition to providing pension benefits, health and life insurance coverage is provided for retired employees and their survivors in accordance with MGL Chapter 32B, of Massachusetts General Laws, under various contributory plans. The cost of providing health and life insurance is recognized by recording the employer's 50% share of insurance premiums in the general fund in the fiscal year paid. All benefits are provided through third-party insurance carriers and health maintenance organizations that administer, assume, and pay all claims.

R. Use of Estimates

Government-Wide and Fund Financial Statements

The preparation of the accompanying financial statements in conformity with accounting principles generally accepted in the United States of America, requires management to make estimates and assumptions that affect the reported amounts of assets and liabilities and disclosure of contingent assets and liabilities at the date of the financial statements and the reported amounts of revenues and expenditures/expenses during the reporting period. Actual results could vary from estimates that were used.

**TOWN OF BELLINGHAM, MASSACHUSETTS
NOTES TO BASIC FINANCIAL STATEMENTS
JUNE 30, 2021**

S. Total Column

Government-Wide Financial Statements

The total column presented on the government-wide financial statements represents consolidated financial information.

Fund Financial Statements

The total column on the fund financial statements is presented only to facilitate financial analysis. Data in this column is not comparable to the consolidated financial information.

NOTE 2 – STEWARDSHIP, COMPLIANCE AND ACCOUNTABILITY

A. Budgetary Basis of Accounting

Pursuant to Chapter 44, Section 32 of the Massachusetts General Laws, the Town adopts an annual budget for the general fund. The budgets for all departments and operations of the Town, except that of the public schools, are prepared under the direction of the Town Administrator. The School Department budget is prepared under the direction of the School Committee. The level of expenditures may not legally exceed appropriations for each department or undertaking in the following categories: (1) salaries and wages; (2) ordinary maintenance; and (3) capital outlays.

The majority of appropriations are non-continuing which lapse at the end of each fiscal year. Others are continuing appropriations for which the governing body has authorized that an unspent balance from a prior fiscal year be carried forward and made available for spending in the current fiscal year. These carry forwards are included as part of the subsequent fiscal year's original budget.

Original and supplemental appropriations are enacted upon by a Town Meeting vote. Management may not amend the budget without seeking the approval of the governing body. The Town's Finance Committee can legally transfer funds from its reserve fund to other appropriations within the budget without seeking Town Meeting approvals. The original fiscal year 2021 approved budget authorized \$66,036,896 in current year appropriations and other amounts to be raised and \$885,856 in encumbrances and appropriations carried over from previous fiscal years. Supplemental appropriations of \$725,814 were approved at one Town Meeting during fiscal year 2021.

The Chief Financial Officer has the responsibility to ensure that budgetary controls are maintained and monitored through the accounting system.

TOWN OF BELLINGHAM, MASSACHUSETTS
NOTES TO BASIC FINANCIAL STATEMENTS
JUNE 30, 2021

B. Budgetary - GAAP Reconciliation

For budgetary financial reporting purposes, the Uniform Municipal Accounting System basis of accounting (established by the Commonwealth) is followed, which differs from the GAAP basis of accounting. A reconciliation of budgetary-basis to GAAP-basis results for the general fund for the fiscal year ended June 30, 2021, is presented below:

Net change in fund balance - budgetary basis	\$ 2,540,724
Basis of accounting differences:	
Net stabilization fund activity	583,745
Increase in revenue for on-behalf payments - MTRS	7,981,750
Increase in expenditures for on-behalf payments - MTRS	(7,981,750)
Increase in revenue for the MWPAT subsidy	1,270
Increase in expenditures for the MWPAT subsidy	(1,270)
Net change in fund balance - GAAP basis	<u>\$ 3,124,469</u>

C. Deficit Fund Balances

Several individual fund deficits exist within the special revenue funds. These individual deficits will be eliminated through subsequent fiscal year budget transfers, grants, and/or proceeds from long-term debt during fiscal year 2022.

NOTE 3 - DEPOSITS AND INVESTMENTS

State and local statutes place certain limitations on the nature of deposits and investments available to the Town. Deposits (including demand deposits, term deposits and certificates of deposit) in any one financial institution may not exceed certain levels unless collateralized by the financial institutions involved.

Deposits

▪ **Custodial Credit Risk - Deposits**

Custodial credit risk is the risk that in the event of bank failure, the Town's deposits may not be returned. Massachusetts General Law Chapter 44, Section 55, limits the deposits "in a bank or trust company, or banking company to an amount not exceeding sixty percent (60%) of the capital and surplus of such bank or trust company or banking company, unless satisfactory security is given to it by such bank or trust company or banking company for such excess."

The Town does have a formal deposit policy for custodial credit risk.

The Town carries deposits that are fully insured by FDIC insurance and DIF insurance. The Town also carries deposits that are not collateralized and are uninsured, or collateralized with securities held by the pledging bank's trust department not in the Town's name.

TOWN OF BELLINGHAM, MASSACHUSETTS
NOTES TO BASIC FINANCIAL STATEMENTS
JUNE 30, 2021

The following table illustrates how much of the Town's bank deposits are insured, and how much of the Town's bank deposits are uninsured, uncollateralized, or collateral held by the pledging bank's trust department not in the Town's name as of June 30, 2021:

TOTAL BANK BALANCES		<u>\$ 32,047,548</u>
BANK BALANCES COVERED BY DEPOSIT INSURANCE		
FDIC		
DIF	2,793,794	
	<u>20,083,598</u>	
TOTAL INSURED BANK BALANCES		22,877,392
BANK BALANCES SUBJECT TO CUSTODIAL CREDIT RISK		
BANK BALANCES COLLATERALIZED WITH SECURITIES HELD BY THE PLEDGING FINANCIAL INSTITUTION'S TRUST DEPARTMENT OR AGENT BUT NOT IN THE TOWN'S NAME	4,780,900	
BANK BALANCES UNINSURED & UNCOLLATERALIZED	<u>4,389,256</u>	
TOTAL BANK BALANCES SUBJECT TO CUSTODIAL CREDIT RISK		<u>9,170,156</u>
TOTAL BANK BALANCES		<u>\$ 32,047,548</u>

Investments

Investments can also be made in securities issued by or unconditionally guaranteed by the U.S. government or agencies that have a maturity of less than one year from the date of purchase, repurchase agreement guaranteed by the U.S. government or agencies that have a maturity of less than one year from the date of purchase, repurchase agreements guaranteed by such securities with maturity dates of no more than 90 days from the date of purchase, and units in the Massachusetts Municipal Depository Trust (MMDT). The Treasurer of the Commonwealth of Massachusetts oversees the financial management of the MMDT, a local investment pool for cities, towns, and other state and local agencies within the Commonwealth. The Town's fair value of its investment in MMDT represents their value of the pool's shares. The Town's Trust Funds have expanded investment powers including the ability to invest in equity securities, corporate bonds, annuities and other specified investments.

The composition of the Town's bank recorded deposits and investments fluctuates depending primarily on the timing of property tax receipts, proceeds from borrowings, collections of state and federal aid, and capital outlays throughout the year.

- Credit Risk

Generally, credit risk is the risk that an issuer of an investment will not fulfill its obligation to the holder of the investment. For short-term investments that were purchased using surplus revenues, Massachusetts General Law Chapter 44, Section 55, limits the Town's investments to the top rating issued by at least one nationally recognized statistical rating organization (NRSROs).

TOWN OF BELLINGHAM, MASSACHUSETTS
NOTES TO BASIC FINANCIAL STATEMENTS
JUNE 30, 2021

Presented below is the actual rating as of year-end for each investment type of the Town:

Investment type	Fair value	Minimum Legal Rating	Rating as of Year End						
			Aaa	A1	A2	A3	Baa1	Baa2	Unrated
Corporate Bonds	\$ 2,607,824	N/A	\$ -	\$ 422,279	\$ 373,966	\$ 408,893	\$ 950,047	\$ 452,639	\$ 176,633
Fixed income mutual funds	176,633	N/A	-	-	-	-	-	-	618,806
Equity mutual funds	618,806	N/A	-	-	-	-	-	-	1,236,097
Money market mutual funds	1,236,097	N/A	-	-	-	-	-	-	130,017
U.S. Government Agencies & Securities	1,040,280	N/A	910,263	-	-	-	-	-	683,121
Certificates of Deposit	683,121	N/A	-	-	-	-	-	-	-
Total Investments	\$ 6,362,761		\$ 910,263	\$ 422,279	\$ 373,966	\$ 408,893	\$ 950,047	\$ 452,639	\$ 2,844,674

a) Custodial Credit Risk

For an investment, this is the risk that, in the event of a failure by the counterparty, the Town will not be able to recover the value of its investments or collateral security that are in possession of an outside party. The Town has no custodial credit risk exposure related to the corporate bonds, U.S. Government agencies and securities, and certificates of deposit because the related securities are registered in the name of the Town. The mutual fund investments are not exposed to custodial credit risk because their existence is not evidenced by securities that exist in physical or book entry form. The Town will minimize Custodial Credit Risk (loss due to the failure of the security issuer) by limiting investments to those approved by the Commonwealth of Massachusetts Commissioners of Banks known as the "legal" list.

b) Interest Rate Risk

Interest rate risk is the risk of changes in market interest rates which will adversely affect the fair value of an investment. Generally, the longer the maturity of an investment, the greater the risk of its fair value to change with the market interest rates. The Town does not have a formal investment policy that limits investment maturities as a means of managing its exposure to fair value losses arising from increasing interest rates.

TOWN OF BELLINGHAM, MASSACHUSETTS
NOTES TO BASIC FINANCIAL STATEMENTS
JUNE 30, 2021

Information about the sensitivity of the fair values of the Town's investments to market interest rate fluctuations is as follows:

Investment type	Fair value	Investment maturities (in years)		
		Less than 1	1-5	Greater than 5
<i>Debt Related Securities:</i>				
Corporate bonds	\$ 2,607,824	\$ 189,613	\$ 2,418,211	\$ -
Fixed Income Mutual Funds	176,633	176,633	-	-
U.S. Government & Agency	1,040,280	365,372	565,423	109,485
Certificates of deposit	683,121	181,766	501,355	-
Total - Debt related securities	4,507,858	913,384	3,484,989	109,485
<i>Other Investments:</i>				
Equity mutual funds	618,806	618,806	-	-
Money market mutual funds	1,236,097	1,236,097	-	-
Total Other Investments	1,854,903	1,854,903	-	-
Total Investments	\$ 6,362,761	\$ 2,768,287	\$ 3,484,989	\$ 109,485

c) Concentration of Credit Risk

The Town will minimize concentration of credit risk by diversifying the investment portfolio so that the impact of potential losses from any one type of security or issuer will be minimized. Investments in foreign currency are not permitted.

Investments in bonds shall adhere to the legal list and not exceed 20% of the total portfolio nor an amount greater than the non-expendable trusts. These investments are long term and care should be taken to preserve principal value.

Fair Market Value of Investments

The Town holds investments that are measured at fair value on a recurring basis. Because investing is not a core part of the Town's mission, the Town determines that the disclosures related to these investments only need to be disaggregated by the major type. The Town chooses a tabular format for disclosing the levels within the fair value hierarchy.

The Town categorizes its fair value measurement within the fair value hierarchy established by generally accepted accounting principles. The hierarchy is based on the valuation inputs used to measure the fair value of the assets. Level 1 inputs are quoted prices in active markets for identical assets; Level 2 inputs are significant other observable inputs; Level 3 inputs are significant unobservable inputs.

TOWN OF BELLINGHAM, MASSACHUSETTS
NOTES TO BASIC FINANCIAL STATEMENTS
JUNE 30, 2021

The Town has the following recurring fair value measurement as of June 30, 2021.

Investment Type	June 30, 2021	Fair Value Measurements Using		
		Quoted Price in Active Markets for Identical Assets (Level 1)	Significant Other Observable Inputs (Level 2)	Significant Unobservable Inputs (Level 3)
Debt securities	\$ 683,121	\$ 683,121	\$ -	\$ -
Certificates of Deposit	1,040,280	1,040,280	-	-
U.S. Government Agencies	2,607,824	-	2,607,824	-
Corporate Bonds	176,633	-	176,633	-
Fixed Income	4,507,858	1,723,401	2,784,457	-
Total debt securities				
Other Investments	1,236,097	1,236,097	-	-
Mutual Funds	618,806	618,806	-	-
Equity Mutual Funds	1,854,903	1,854,903	-	-
Total other investments	6,362,761	\$ 3,578,304	\$ 2,784,457	\$ -
Total investments measured at fair value				
Investments measured at amortized cost				
Massachusetts Municipal Depository Trust - (MMDT)	540,587			
Total Investments	\$ 6,903,348			

Certificates of Deposit, U.S. Government Agencies, Mutual Funds, and Equity Mutual Funds classified in Level 1 of the fair value hierarchy are valued using prices quoted in active markets for those securities. Corporate bonds and fixed income mutual funds are classified in Level 2 of the fair value hierarchy are valued using a matrix pricing technique. Matrix pricing is used to value securities based on the securities relationship to benchmark quoted prices.

Massachusetts Municipal Depository Trust (MMDT) investments are valued at amortized cost. Under the amortized cost method an investment is valued initially at its cost and adjusted for the amount of interest income accrued each day over the term of the investment to account for any difference between the initial cost and the amount payable at its maturity. If amortized cost is determined not to approximate fair value, the value of the portfolio securities will be determined under procedures established by the Advisor.

TOWN OF BELLINGHAM, MASSACHUSETTS
NOTES TO BASIC FINANCIAL STATEMENTS
JUNE 30, 2021

NOTE 4 – RECEIVABLES

The receivables at June 30, 2021 for the Town's individual major and nonmajor governmental funds in the aggregate, including the applicable allowances for uncollectible accounts, are as follows:

Receivables:	Gross Amount	Allowance for Uncollectibles	Net Amount
Real estate and personal property taxes	\$ 855,418	\$ (73,500)	\$ 781,918
Tax liens	874,139	-	874,139
Motor vehicles excise taxes	964,552	(224,600)	739,952
User fees	1,992,214	(977,915)	1,014,299
Departmental and other	283,567	(1,871)	281,696
Intergovernmental	874,981	-	874,981
Special assessments	817,723	-	817,723
Total	<u>\$ 6,662,594</u>	<u>\$ (1,277,886)</u>	<u>\$ 5,384,708</u>

The receivables at June 30, 2021 for the enterprise funds consist of the following:

Receivables:	Gross Amount	Allowance for Uncollectibles	Net Amount
<i>Water</i>			
User fees	\$ 635,833	\$ -	\$ 635,833
<i>Sanitation</i>			
User fees	354,537	-	354,537
Total	<u>\$ 990,370</u>	<u>\$ -</u>	<u>\$ 990,370</u>

TOWN OF BELLINGHAM, MASSACHUSETTS
NOTES TO BASIC FINANCIAL STATEMENTS
JUNE 30, 2021

Governmental funds report deferred inflows of resources in connection with receivables for revenues that are not considered to be available to liquidate liabilities of the current period. Governmental funds also defer revenue recognition in connection with revenues that have been received, but not yet earned. At the end of the current fiscal year, the various components of deferred inflows of resources reported in the governmental funds were as follows:

Deferred Inflows of Resources Analysis			
Deferred Inflows:	General Fund	Nonmajor Governmental Funds	Total
Deferred Property Taxes	\$ 639,623	\$ -	\$ 639,623
Deferred Other Revenue	2,388,441	1,344,838	3,733,279
Deferred Intergovernmental Revenues	690,948	-	690,948
Total	<u>\$ 3,719,012</u>	<u>\$ 1,344,838</u>	<u>\$ 5,063,850</u>

TOWN OF BELLINGHAM, MASSACHUSETTS
NOTES TO BASIC FINANCIAL STATEMENTS
JUNE 30, 2021

NOTE 5 – CAPITAL ASSETS

Capital asset activity for the fiscal year ended June 30, 2021 was as follows:

<u>Governmental Activities:</u>	<u>Beginning Balance</u>	<u>Increases</u>	<u>Decreases/ Adjustments</u>	<u>Ending Balance</u>
<i>Capital assets not being depreciated:</i>				
Land	\$ 12,787,759	\$ 369,156	\$ -	\$ 13,156,915
Construction in progress	867,349	1,068,246	-	1,935,595
Total capital assets not being depreciated	13,655,108	1,437,402	-	15,092,510
<i>Capital assets being depreciated:</i>				
Buildings	72,415,576	25,014	-	72,440,590
Improvements (other than buildings)	1,485,306	73,107	-	1,558,413
Machinery and equipment	11,171,953	217,632	-	11,389,585
Vehicles	8,342,179	578,710	-	8,920,889
Software	751,651	-	-	751,651
Furniture & fixtures	37,496	-	-	37,496
Other	1,009,076	-	-	1,009,076
Infrastructure	37,712,029	392,211	-	38,104,240
Total capital assets being depreciated	132,925,266	1,286,674	-	134,211,940
<i>Less accumulated depreciation for:</i>				
Buildings	(35,013,786)	(1,531,517)	-	(36,545,303)
Improvements (other than buildings)	(476,802)	(74,784)	-	(551,586)
Machinery and equipment	(9,754,158)	(330,359)	-	(10,084,517)
Vehicles	(5,495,609)	(448,694)	-	(5,944,303)
Software	(675,610)	(42,979)	-	(718,589)
Furniture & fixtures	(37,496)	-	-	(37,496)
Other	(999,076)	(2,500)	-	(1,001,576)
Infrastructure	(12,952,918)	(692,841)	-	(13,645,759)
Total accumulated depreciation	(65,405,455)	(3,123,674)	-	(68,529,129)
Total capital assets being depreciated, net	67,519,811	(1,837,000)	-	65,682,811
Total governmental activities capital assets, net	\$ 81,174,919	\$ (399,598)	\$ -	\$ 80,775,321

TOWN OF BELLINGHAM, MASSACHUSETTS
NOTES TO BASIC FINANCIAL STATEMENTS
JUNE 30, 2021

Business-Type Activities:	Beginning Balance	Increases	Decreases/ Adjustments	Ending Balance
<i>Capital assets not being depreciated:</i>				
	\$ 3,573,100	\$ -	\$ -	\$ 3,573,100
Land	1,037,535	744,064	-	1,781,599
Construction in progress				5,354,699
Total capital assets not being depreciated	4,610,635	744,064	-	
<i>Capital assets being depreciated:</i>				
	1,446,738	-	-	1,446,738
Machinery and equipment	1,245,631	-	-	1,245,631
Vehicles	341,100	15,000	-	356,100
Software	32,431,392	7,000	-	32,438,392
Infrastructure				35,486,861
Total capital assets being depreciated	35,464,861	22,000	-	
<i>Less accumulated depreciation for:</i>				
	(1,268,231)	(46,006)	-	(1,314,237)
Machinery and equipment	(890,039)	(50,427)	-	(940,466)
Vehicles	(336,535)	(8,810)	-	(345,345)
Software	(6,330,339)	(653,970)	-	(6,984,309)
Infrastructure				(9,584,357)
Total accumulated depreciation	(8,825,144)	(759,213)	-	
Total capital assets being depreciated, net	26,639,717	(737,213)	-	25,902,504
Total business-type activities capital assets, net	\$ 31,250,352	\$ 6,851	\$ -	\$ 31,257,203

TOWN OF BELLINGHAM, MASSACHUSETTS
NOTES TO BASIC FINANCIAL STATEMENTS
JUNE 30, 2021

Depreciation expense was charged to functions/programs of the primary government as follows:

<u>Governmental Activities:</u>	
General government	\$ 173,246
Public safety	666,370
Education	1,300,196
Public works	841,995
Sewer	70,880
Human services	41,780
Culture and recreation	29,207
	<u> </u>
Total depreciation expense - governmental activities	<u>\$ 3,123,674</u>
<u>Business-Type Activities:</u>	
Water	<u>\$ 759,213</u>

NOTE 6 – CAPITAL LEASES

The Town has entered into lease agreements as lessee for financing the acquisition of the Elgin Pelican street sweeper, and 800 Chrome books. These lease agreements qualify as capital leases for accounting purposes and, therefore, have been recorded at the present value of the future minimum lease payments as of the inception date.

The assets acquired through the capital leases are as follows:

	<u>Primary Government</u>
Assets:	
Vehicle	\$ 226,455
Machinery & Equipment	204,237
Less: Accumulated depreciation	<u>(240,876)</u>
	<u>\$ 189,816</u>

TOWN OF BELLINGHAM, MASSACHUSETTS
NOTES TO BASIC FINANCIAL STATEMENTS
JUNE 30, 2021

The future minimum lease obligations and the net present value of the minimum lease payments as of June 30, 2021, are as follows:

Year Ending June 30	Governmental Activities
2022	\$ 99,545
2023	49,173
	148,718
Total minimum lease payments	(5,984)
Less: amounts representing interest	
Present value of minimum lease payments	<u>\$ 142,734</u>

NOTE 7 – INTERFUND TRANSFERS

Interfund transfers for the fiscal year ended June 30, 2021, are summarized as follows:

	Operating Transfers In:			
Operating Transfers Out:	General Fund	Nonmajor Governmental Funds	Water Enterprise Fund	Total
General Fund	\$ -	\$ 170,000	\$ 699,353	\$ 869,353 (1)
Nonmajor Governmental Funds	101,275	-	-	101,275 (2)
Nonmajor Governmental Funds	71,388	-	1,076	72,464 (3)
Water Enterprise Fund	-	34	-	34 (3)
Sanitation Enterprise Fund	-	141,640.00	-	141,640 (3)
General Fund	-	21,584	-	21,584 (3)
Total	<u>\$ 172,663</u>	<u>\$ 333,258</u>	<u>\$ 700,429</u>	<u>\$ 1,206,350</u>

- (1) Represents budgeted transfers to various funds.
- (2) Represents various budgeted transfers to supplement the operating budget.
- (3) Represents other transfers.

TOWN OF BELLINGHAM, MASSACHUSETTS
NOTES TO BASIC FINANCIAL STATEMENTS
JUNE 30, 2021

NOTE 8 – SHORT-TERM FINANCING

Under state law, and with the appropriate authorization, the Town is authorized to borrow funds on a temporary basis as follows:

- To fund current operations prior to the collection of revenues by issuing revenue anticipation notes (RANS).
- To fund grants prior to reimbursement by issuing grant anticipation notes (GANS).
- To fund Capital project costs incurred prior to selling permanent debt by issuing bond anticipation notes (BANS).
- To fund current project costs and other approved expenditures incurred, that are approved to be reimbursed by the Commonwealth, through the issuance of State Aid anticipated notes (SAANS).

Short-term loans are general obligations of the Town and maturity dates are governed by statute. Interest expenditures for short-term borrowings are accounted for in the general fund.

The following is a summary of changes in short-term debt for the year ended June 30, 2021:

Purpose	Rate (%)	Due Date	Balance at June 30, 2020	Renewed/ Issued	Retired/ Redeemed	Balance at June 30, 2021
<u>Governmental Funds</u>						
Roadway Improvements	2.00%	5/19/2021	\$ 5,000,000	\$ -	\$ (5,000,000)	\$ -
Fire Pumper	2.00%	5/19/2021	655,000	-	(655,000)	-
Title V Interim Loan	0.00%		228,768	221,232	-	450,000
Total Governmental Funds			<u>\$ 5,883,768</u>	<u>\$ 221,232</u>	<u>\$ (5,655,000)</u>	<u>\$ 450,000</u>

NOTE 9 – LONG-TERM DEBT

The Town is subject to a dual-level, general debt limit: the normal debt limit and the double debt limit. Such limits are equal to 5% and 10%, respectively, of the valuation of taxable property in the Town as last equalized by the Commonwealth's Department of Revenue. Debt may be authorized up to the normal debt limit without state approval. Authorizations under the double debt limit however, require the approval of the Commonwealth's Emergency Finance Board. Additionally, there are many categories of general long-term debt which are exempt from the debt limit but are subject to other limitations.

TOWN OF BELLINGHAM, MASSACHUSETTS
NOTES TO BASIC FINANCIAL STATEMENTS
JUNE 30, 2021

The following is a summary of the changes in long-term debt for the year ended June 30, 2021:

Bonds and Notes Payable Schedule – Governmental Funds

Project	Interest Rate (%)	Outstanding at June 30, 2020	Issued	Redeemed	Outstanding at June 30, 2021
School - Refunding	2.57%	\$ 2,165,000	\$ -	\$ 2,165,000	\$ -
Senior Center - Refunding	2.48%	40,000	-	40,000	-
Title V Septic	Var.%	30,380	-	9,972	20,408
Land Acquisition	3.96%	275,000	-	55,000	220,000
Town Hall Construction	3.96%	300,000	-	60,000	240,000
Title V Septic	Var.%	90,000	-	15,000	75,000
Multiple Purposes	3.74%	320,000	-	45,000	275,000
Title V Septic	0.00%	130,681	-	9,962	120,719
School Construction -				775,000	805,000
Refunding	1.87%	1,580,000	-	370,000	2,220,000
Multiple Purposes	1.47%	2,590,000	-	15,000	180,000
Title V Septic	0.00%	195,000	-	275,000	5,280,000
Police Station	2.94%	5,555,000	-	165,000	1,480,000
Multiple Purposes	Var.%	1,645,000	-	30,454	482,518
Old Mill Pond Demo	0.00%	512,972	-	12,399	275,466
MWCT CWT 16-02	2.00%	287,865	-	270,000	3,830,000
Multiple Purposes	Var.%	4,100,000	-	96,000	288,000
Land Purchase (Note)	N/A	384,000	-	12,135	287,865
MWCT CWT 17-05	Var.%	300,000	-	-	6,665,000
Multiple Purposes	2% - 5%	-	6,665,000	-	22,744,976
Total Bonds and Notes Payable		20,500,898	6,665,000	4,420,922	1,672,655
Add: Unamortized Premium		524,525	1,214,801	66,671	
Total		<u>\$ 21,025,423</u>	<u>\$ 7,879,801</u>	<u>\$ 4,487,593</u>	<u>\$ 24,417,631</u>

TOWN OF BELLINGHAM, MASSACHUSETTS
NOTES TO BASIC FINANCIAL STATEMENTS
JUNE 30, 2021

The annual debt service requirements for principal and interest for Governmental bonds and notes outstanding at June 30, 2021 are as follows:

<u>Fiscal Year</u>	<u>Principal</u>	<u>Interest</u>	<u>Total</u>
2022	\$ 3,021,725	\$ 810,692	\$ 3,832,417
2023	1,987,308	693,278	2,680,586
2024	1,992,697	615,110	2,607,807
2025	1,917,303	536,129	2,453,432
2026	1,827,922	461,803	2,289,725
2027-2031	6,999,340	1,407,261	8,406,601
2032-2036	4,491,310	352,549	4,843,859
2037-2040	507,371	25,791	533,162
	<u>\$ 22,744,976</u>	<u>\$ 4,902,613</u>	<u>\$ 27,647,589</u>

Massachusetts School Building Authority Reimbursements

Chapter 645 of the Act of 1948 as amended ("Chapter 645") created a statewide school building assistance program. Pursuant to this program, cities and towns issued bonds for eligible school building projects and were reimbursed over a period of years by the Commonwealth according to a statutory percentage for such city or town.

Legislation enacted as part of the Commonwealth's Fiscal 2001 budget repealed 645 and created a new school building assistance program codified as Chapter 70B of the Massachusetts General Laws. Among other changes, the new program includes grants for alternatives to construction and calculates grants for each project based on a number of factors. The new legislation does not affect the reimbursement percentages for bonds previously issued under Chapter 645, and the grants for certain "grandfathered" projects will be based on the statutory percentages provided for in Chapter 645.

The Town has been approved for a 76% percent state school construction grant through the Massachusetts School Building Authority (MSBA) to cover eligible project costs, including debt service associated with the financing of these projects, subject to annual appropriation by the state legislature. The Town received \$2,262,880 from scheduled annual payments in FY 2021 from the MSBA for completed school construction projects.

TOWN OF BELLINGHAM, MASSACHUSETTS
NOTES TO BASIC FINANCIAL STATEMENTS
JUNE 30, 2021

Bonds and Notes Payable Schedule – Water Enterprise Fund

Project	Interest Rate (%)	Outstanding at June 30, 2020	Issued	Redeemed	Outstanding at June 30, 2021
Water	3.78%	\$ 300,000	\$ -	\$ 50,000	\$ 250,000
Water - 2005	3.96%	125,000	-	25,000	100,000
Water - 2008	3.86%	335,000	-	35,000	300,000
Water - 2008	3.82%	205,000	-	30,000	175,000
Water - 2014	Var %	1,760,000	-	95,000	1,665,000
MWPAT Water Treatment Plant	2.00%	11,076,830	-	586,316	10,490,514
		<u>\$ 13,801,830</u>	<u>\$ -</u>	<u>\$ 821,316</u>	<u>\$ 12,980,514</u>
Total					

The annual debt service requirements for principal and interest for water enterprise fund bonds and notes outstanding at June 30, 2021 are as follows:

Fiscal Year	Principal	Interest	Total
2022	\$ 834,059	\$ 300,860	\$ 1,134,919
2023	852,079	278,817	1,130,896
2024	870,381	255,775	1,126,156
2025	883,973	232,330	1,116,303
2026	882,860	209,500	1,092,360
2027-2031	4,238,406	743,450	4,981,856
2032-2036	4,418,756	272,692	4,691,448
Total	<u>\$ 12,980,514</u>	<u>\$ 2,293,424</u>	<u>\$ 15,273,938</u>

TOWN OF BELLINGHAM, MASSACHUSETTS
NOTES TO BASIC FINANCIAL STATEMENTS
JUNE 30, 2021

Loans Authorized and Unissued

As of June 30, 2021, the Town has loans authorized and unissued as follows:

Description	Date Authorized	Amount
South Elementary Roof Replacement	5/27/2015	\$ 335,084
Pine Grove Sewer Pumping Station	5/25/2016	35,000
Sewage Disposal, Fuel Storage Tanks, De-Leading	5/23/2018	300,000
Land Acquisition (Domino's)	11/13/2019	384,000
Total		<u>\$ 1,054,084</u>

Changes in Long-term Liabilities

The following is a summary of changes in long-term liabilities for the fiscal year ended June 30, 2021:

Governmental Activities:	Beginning Balance	Additions	Reductions	Ending Balance	Current Portion
Bonds and notes payable	\$ 20,500,898	\$ 6,665,000	\$ (4,420,922)	\$ 22,744,976	\$ 3,021,725
Add: Unamortized Premium	524,525	1,214,801	(66,671)	1,672,655	261,388
Total Bonds and Notes Payable	<u>21,025,423</u>	<u>7,879,801</u>	<u>(4,487,593)</u>	<u>24,417,631</u>	<u>3,283,113</u>
Compensated absences	1,276,805	-	(81,161)	1,195,644	394,562
Landfill postclosure care costs	60,000	-	(12,000)	48,000	12,000
Net Pension Liability	24,660,511	-	(3,178,313)	21,482,198	-
OPEB	75,934,607	7,070,784	-	83,005,391	-
Capital Leases	<u>236,458.00</u>	<u>-</u>	<u>(93,724)</u>	<u>142,734</u>	<u>95,583</u>
Total governmental activities long-term liabilities	<u>\$ 123,193,804</u>	<u>\$ 14,950,585</u>	<u>\$ (7,852,791)</u>	<u>\$ 130,291,598</u>	<u>\$ 3,785,258</u>
Business-Type Activities:	Beginning Balance	Additions	Reductions	Ending Balance	Current Portion
Bonds and notes payable	\$ 13,801,830	\$ -	\$ (821,316)	\$ 12,980,514	\$ 834,059
Net Pension Liability	1,413,194	-	(182,136)	1,231,058	-
OPEB	<u>1,730,302</u>	<u>154,601</u>	<u>-</u>	<u>1,884,903</u>	<u>-</u>
Total business-type activities long-term liabilities	<u>\$ 16,945,326</u>	<u>\$ 154,601</u>	<u>\$ (1,003,452)</u>	<u>\$ 16,096,475</u>	<u>\$ 834,059</u>

The governmental activities long-term liabilities are generally liquidated by the general fund.

TOWN OF BELLINGHAM, MASSACHUSETTS
NOTES TO BASIC FINANCIAL STATEMENTS
JUNE 30, 2021

Overlapping Debt

The Town pays assessments under formulas which include debt service payments to other governmental agencies providing services to the Town, (commonly referred to as overlapping debt). The following summary sets forth the long-term debt of such governmental agencies and the estimated share being financed by the Town as of June 30, 2021:

Agency	Total Long-Term Debt Outstanding	Town's Estimated Share	Town's Indirect Debt
Norfolk County	\$ 15,505,000	1.644%	\$ 254,902
Blackstone Valley Vocational Regional School District	1,495,000	4.90%	73,255
School Construction Bonds	<u>\$ 17,000,000</u>		<u>\$ 328,157</u>

TOWN OF BELLINGHAM, MASSACHUSETTS
NOTES TO BASIC FINANCIAL STATEMENTS
JUNE 30, 2021

NOTE 10 – GOVERNMENTAL FUND BALANCE CLASSIFICATIONS

The Town has classified its governmental fund balances with the following hierarchy.

	GENERAL FUND	NONMAJOR GOVERNMENTAL FUNDS	TOTAL
Restricted For:			
General Government	\$ -	\$ 2,843,848	\$ 2,843,848
Public Safety	-	462,159	462,159
Education	-	3,513,687	3,513,687
Public Works	-	2,849,881	2,849,881
Sewer	-	542,681	542,681
Human Services	-	973,397	973,397
Culture & Recreation	-	228,611	228,611
Employee Benefits	-	421,563	421,563
Tax Rate Stabilization	2,159,363	-	2,159,363
ED-SPED Reserve Stabilization	492,930	-	492,930
Expendable Trust Funds	-	48,465	48,465
	<u>2,652,293</u>	<u>11,884,292</u>	<u>14,536,585</u>
Committed To:			
Continuing Appropriations			
General Government	100,076	-	100,076
Public Safety	221,295	-	221,295
Education	94,940	-	94,940
Public Works	182,000	-	182,000
Human Services	24,000	-	24,000
Culture & Recreation	30,288	-	30,288
	<u>652,599</u>	<u>-</u>	<u>652,599</u>
Assigned To:			
Encumbered For:			
General Government	21,909	-	21,909
Public Safety	307,938	-	307,938
Education	393,269	-	393,269
Public Works	462,053	-	462,053
Human Services	245	-	245
Culture & Recreation	905	-	905
Subsequent Years Expenditures	31,237	-	31,237
Capital Investment Stabilization Fund	311,342	-	311,342
	<u>1,528,898</u>	<u>-</u>	<u>1,528,898</u>
Unassigned			
General Fund	5,907,918	-	5,907,918
General Stabilization Fund	1,728,297	-	1,728,297
Nonmajor Governmental Funds	-	(1,497,416)	(1,497,416)
Capital Projects	-	-	-
Sewer	-	(838)	(838)
	<u>7,636,215</u>	<u>(1,498,254)</u>	<u>6,137,961</u>
Total Governmental Fund Balances	<u>\$ 12,470,005</u>	<u>\$ 10,386,038</u>	<u>\$ 22,856,043</u>

**TOWN OF BELLINGHAM, MASSACHUSETTS
NOTES TO BASIC FINANCIAL STATEMENTS
JUNE 30, 2021**

NOTE 11 – STABILIZATION FUNDS

The Town has established several funds where the Town has set aside amounts for emergency and capital needs. These funds consist of the following:

- The *Stabilization Fund* is used to account for any appropriation, as approved by a 2/3 vote at the Annual or Special Town Meeting for additions or reductions to the fund. Any interest shall be added to and become part of the fund. The Stabilization fund balance is \$1,728,297 as of June 30, 2021. The fund was established under chapter 40, sub-section 5B of the Massachusetts General Law.
- The *Capital Investment Stabilization Fund* is used to account for appropriations funding the acquisition, repair, replacement, extension, reconstruction, enlarging and/or additions to capital equipment, and pay notes, bonds, or certificates of indebtedness issued to pay for the cost of such acquisition, repair, replacement, extension, reconstruction, enlarging and additions. The Town may appropriate into and out of the fund at Annual or Special Town Meeting by 2/3 vote. The capital investment stabilization fund balance is \$311,342 as of June 30, 2021. This fund was established under Chapter 40 sub-section 5B of MGL.
- The *Tax Rate Stabilization Fund* may be used to mitigate the loss of taxes and revenues resulting from the termination of any in lieu of tax agreement between the Town and any power and electric generating plant located in the Town. Town Meeting may appropriate an amount not to exceed 30% of the amount raised in the preceding fiscal year by the taxation of real estate and tangible personal property. The tax stabilization fund balance is \$2,159,363 as of June 30, 2021.
- The *Special Education Reserve Stabilization Fund* is used to account for unanticipated or unbudgeted costs of special education, out of district tuition, or transportation. The Special Education Stabilization fund balance is \$492,930 as of June 30, 2021. The fund was established under Section 24 of Chapter 218 of the Acts of 2016 of the Massachusetts General Laws.

NOTE 12 – RISK FINANCING

The Town is exposed to various risks of loss related to torts; theft of, damage to or destruction of assets; errors and omissions; injuries to employees; employee's health and life; and natural disasters.

Buildings are fully insured against fire, theft, and natural disaster (except for losses due to flood or earthquake) to the extent that losses exceed \$10,000 per incident. Buildings are fully insured against earthquake damage, to the extent that losses exceed \$25,000 per incident. The buildings are not insured for losses due to flood.

The Town's workers compensation program is premium-based. The policy is limited to Massachusetts Statutory Benefits.

The Town is insured for general liability; however, Chapter 258 of the Massachusetts General Laws limits the Town's liability to a maximum of \$100,000 per claim in all matters except in actions relating to federal civil rights, eminent domain and breach of contract. Such claims are charged to the general fund. There were no such claims in 2021.

TOWN OF BELLINGHAM, MASSACHUSETTS
NOTES TO BASIC FINANCIAL STATEMENTS
JUNE 30, 2021

The Town has a variety of contributory health care options including self-insured and third party insured health care programs for its employees and retirees. There are 684 employees and retirees who participate in the Town's health care programs. For those 381 employees electing a Health Maintenance Organization (HMO), the town contributes 80% of the costs. For those 9 employees and retirees over 65 years old electing a Health Maintenance Organization (HMO), the Town contributes 80% for the active employees and 50% of the costs for the retired employees. For those 2 active employees electing the Blue Cross and Blue Shield Master Health Plus (self-insured full indemnity plan), the Town contributes either 65% or 75% of the premium costs for active school employees based on their date of hire. For active employees eligible for Part A Medicare they are required to enroll at the age of 65 and stay on the HMO plan at 80/20. Any retiree eligible for Part A and B at the age of 65 must enroll and then will be moved to the Medex supplemental plan at 50/50. There are 266 retirees currently enrolled in the Medex Supplemental plan.

Stop loss insurance is carried on all self-insured health care claims in excess of \$160,000 individually.

The Town's health insurance activities are accounted for in the internal service fund where revenues are recorded when earned and expenses are recorded when the liability is incurred. Liabilities for self-insured claims are reported when it is probable that a loss has been incurred and the amount can be reasonably estimated. These losses include an estimate of claims that have been incurred but not recorded. As of June 30, 2021 and June 30, 2020, the only such liabilities are those related to the Town's self-insured health care program. The Town established a liability account in fiscal year 2021 and 2020 were as follows:

	Healthcare	
	2021	2020
Liability at beginning of fiscal year	\$ 389,398	\$ 630,463
Claims incurred for current fiscal year and Changes in provisions for prior year	11,737,860	8,679,527
Claims payments for current fiscal year	(10,711,628)	(8,920,592)
Liability at end of fiscal year	<u>\$ 1,415,630</u>	<u>\$ 389,398</u>

TOWN OF BELLINGHAM, MASSACHUSETTS
NOTES TO BASIC FINANCIAL STATEMENTS
JUNE 30, 2021

NOTE 13 - POSTEMPLOYMENT BENEFITS OTHER THAN PENSIONS

The GASB Standards for *Accounting and Financial Reporting for Postemployment Benefits Other Than Pensions*, requires the following disclosures in the financial statements related to the retiree medical, dental, and life insurance benefits:

Plan Description. Town of Bellingham Other Postemployment Benefits Plan (The Plan) is a single-employer defined benefit healthcare plan administered by the Town of Bellingham. The plan provides medical, dental, and life insurance benefits to eligible retirees and their spouses. Town meeting vote is the authority to establish and amend benefit provisions to the Town. The Town has accepted various sections of Massachusetts General Laws Chapter 32B to provide 50% of the premium cost of retirees' health, dental and life insurance costs.

Funding Policy. The contribution requirements of plan members and the Town are established and may through Town ordinances. For the period ending on June 30, 2021 Measurement Date, total Town premiums plus implicit costs for the retiree medical program were \$1,943,746. The Town also contributed \$25,000 to an OPEB Trust for a total contribution during the measurement period \$1,968,746 to be reported on the financial statement for the fiscal year ending June 30, 2021. As of June 30, 2021, the balance of this fund totaled \$663,637.

The Commonwealth of Massachusetts passed special legislation that has allowed the Town to establish a postemployment benefit trust fund and to enable the Town to begin pre-funding its other postemployment benefit (OPEB) liabilities. During 2021, the Town pre-funded future OPEB liabilities totaling \$25,000 by contributing funds to the Other Postemployment Benefit Fund in excess of the pay-as-you-go required contribution. These funds are reported within the Fiduciary Funds financial statements. As of June 30, 2021, the balance of this fund totaled \$663,637.

GASB Statement #75 – OPEB Employer Financial Reporting

Summary of Significant Accounting Policies – For purposes of measuring the net OPEB liability, deferred outflows of resources and deferred inflows of resources related to OPEB and OPEB expenses, information about the fiduciary net position of the Plan and additions to/deductions from the Plan's fiduciary net position have been determined on the same basis as they are reported by the Plan. For this purpose, the Plan recognizes benefit payments when due and payable in accordance with the benefit terms. Investments are reported at fair value.

Measurement Date - GASB #75 requires the net OPEB liability to be measured as of a date no earlier than the end of the employer's prior fiscal year and no later than the end of the employer's current fiscal year, consistently applied from period to period. Accordingly, the net OPEB liability was measured as of June 30, 2021 and the total OPEB liability used to calculate the net OPEB liability was determined by an actuarial valuation as of July 1, 2019.

Plan Membership – The following table represents the Plan's membership as July 1, 2019:

Active Members	476
Inactive members or beneficiaries currently receiving benefits	313
Total	<u>789</u>

TOWN OF BELLINGHAM, MASSACHUSETTS
NOTES TO BASIC FINANCIAL STATEMENTS
JUNE 30, 2021

Components of OPEB Liability – The following table represents the components of the Plan's OPEB liability as of June 30, 2021:

Total OPEB Liability	\$ 85,553,931
Less: OPEB plan's fiduciary net position	<u>(663,637)</u>
Net OPEB Liability	<u>\$ 84,890,294</u>
The OPEB plan's fiduciary net position as a percentage of the total OPEB liability	0.78%

**TOWN OF BELLINGHAM, MASSACHUSETTS
NOTES TO BASIC FINANCIAL STATEMENTS
JUNE 30, 2021**

Significant Actuarial Methods and Assumptions – The plan's total OPEB liability, actuarial valuation was determined using the following actuarial assumptions, applied to all periods included in the measurement, unless otherwise specified, that was updated to June 30, 2021 to be in accordance with GASB Statement #75.

Valuation Date:	Actuarially Determined Contribution was calculated as of July 1, 2019.
Actuarial Cost Method:	Individual Entry Age Normal
Asset-Valuation Method:	Market value of assets as of the measurement date, June 30, 2021
Investment Rate of Return	6.77%, net of OPEB plan investment expense, including inflation.
Municipal Bond Rate:	2.18% as of June 30, 2021 (source: S&P Municipal Bond 20 year high grade index - SAPIHG)
Single Equivalent Discount Rate:	2.50% net of OPEB plan investment expense, including inflation.
Inflation:	2.50% as of June 30, 2021 and for future periods
Salary Increases:	3.00% annually as of June 30, 2021 and for future periods
Cost of Living Adjustment	Not Applicable
Pre-Retirement Mortality:	General: RP-2014 Mortality Table for Blue Collar Employees projected generationally with scale MP-2016 for males and females, set forward 1 year for females. Teachers: RP-2014 Mortality Table for White Collar Employees projected generationally with scale MP-2016 for males and females.
Post-Retirement Mortality:	General: RP-2014 Mortality Table for Blue Collar Healthy Annuitants projected generationally with scale MP-2016 for males and females, set forward 1 year for females. Teachers: RP-2014 Mortality Table for White Collar Healthy Annuitants projected generationally with scale MP-2016 for males and females.
Disabled Mortality:	General: RP-2014 Mortality Table for Blue Collar Healthy Annuitants projected generationally with scale MP-2016 for males and females, set forward 1 year. Teachers: RP-2014 Mortality Table for White Collar Healthy Annuitants projected generationally with scale MP-2016 for males and females.
Assumption Experience Study:	The actuarial assumptions used to calculate the actuarial accrued liability and the service cost primarily reflect the latest experience studies of the Massachusetts PERAC issued in 2014 and their most recent analysis of retiree mortality during 2015 and 2016

TOWN OF BELLINGHAM, MASSACHUSETTS
NOTES TO BASIC FINANCIAL STATEMENTS
JUNE 30, 2021

Investment Policy

Rate of Return – For the year ended June 30, 2021 the annual money-weighted rate on investments, net of investments expense, was 11.67%. The money-weighted rate of return expresses investment performance, net of investment expenses, adjusted for the changing amounts actually invested.

The long-term real rate of return on OPEB investments was determined using the Town's investment policy. Best estimates of real rates of returns for each major asset class included in the OPEB plans target asset allocation as of June 30, 2021 are summarized in the following table.

<u>Asset Class</u>	<u>Target Allocation</u>	<u>Long-Term Expected Real Rate of Return</u>
Domestic equity - large cap	14.50%	4.90%
Domestic equity - small/mid cap	3.50%	5.40%
International equity - developed market	16.00%	5.32%
International equity - emerging market	6.00%	6.26%
Domestic fixed income	20.00%	1.40%
International fixed income	3.00%	1.30%
Alternatives	23.00%	6.32%
Real Estate	14.00%	6.25%
Cash and Cash Equivalents	0.00%	0.00%
Total	100.00%	

Discount Rate – The discount rate used to measure the total OPEB liability was 2.50% as of June 30, 2021, and 2.75% as of June 30, 2020.

TOWN OF BELLINGHAM, MASSACHUSETTS
NOTES TO BASIC FINANCIAL STATEMENTS
JUNE 30, 2021

Changes in the Net OPEB Liability

	Total OPEB Liability (a)	Increase (Decrease) Plan Fiduciary Net Position (b)	Net OPEB Liability (a) - (b)
Balance at June 30, 2020	\$ 78,236,198	\$ 571,289	\$ 77,664,909
Charges for the year:			
Service cost	3,083,486	-	3,083,486
Interest on Total OPEB Liability,	2,209,746	-	2,209,746
Service Cost, and Benefit Payments	3,968,247	-	3,968,247
Change in assumptions	-	-	-
Difference between actual and expected experience	-	67,348	(67,348)
Net Investment Income	-	1,968,746	(1,968,746)
Employer Contributions to Trust	-	(1,943,746)	1,943,746
Benefit payments withdrawn from trust	(1,520,975)	-	(1,520,975)
Benefit payments excluding implicit costs	(422,771)	-	(422,771)
Implicit cost amount	7,317,733	92,348	7,225,385
Net Changes	\$ 85,553,931	\$ 663,637	\$ 84,890,294
Balance at June 30, 2021			

Sensitivity of the net OPEB liability to changes and service cost in the discount rate – The following table presents the Plan's net OPEB liability and service cost, calculated using the discount rate of 2.50% as well as what the net OPEB liability and service cost would be if it were calculated using a discount rate that is 1 percentage-point lower (1.50%) or 1 percentage-point higher (3.50%) than the current rate.

	1% Decrease (1.50%)	Current Discount Rate (2.50%)	1% Increase (3.50%)
Net OPEB liability	\$ 101,341,733	\$ 84,890,294	\$ 72,024,175
Service Cost	\$ 4,162,916	\$ 3,083,486	\$ 2,311,933

TOWN OF BELLINGHAM, MASSACHUSETTS
NOTES TO BASIC FINANCIAL STATEMENTS
JUNE 30, 2021

Sensitivity of the net OPEB liability and service cost to changes in the healthcare trend – The following table presents the net other postemployment benefit liability and service cost, calculated using the healthcare trend rate if it was 1 percentage-point lower or 1 percentage-point higher than the current rate.

	1% Decrease (3.50%)	Current Trend (4.50%)	1% Increase (5.50%)
Net OPEB liability	\$ 70,653,309	\$ 84,890,294	\$ 103,558,957
Service Cost	\$ 2,297,776	\$ 3,083,486	\$ 4,223,217

Deferred Outflows/Inflows of Resources

At June 30, 2021 the Town reported deferred outflows and inflows of resources related to OPEB of \$10,578,331 and \$5,469,615 respectively.

The balances of deferred outflows and inflows as June 30, 2021 consist of the following:

Deferred Category	Deferred Outflows of Resources	Deferred Inflows of Resources	Total
Differences between expected and actual experience	\$ 533,489	\$ (5,447,344)	\$ (4,913,855)
Change in assumptions	10,036,187	-	10,036,187
Net difference between projected and actual earnings on OPEB plan investments	8,655	(22,271)	(13,616)
Total Deferred Outflows (Inflows) of Resources	<u>\$ 10,578,331</u>	<u>\$ (5,469,615)</u>	<u>\$ 5,108,716</u>

The Town's deferred outflows and inflows of resources related to other postemployment benefits will be recognized in future years other postemployment benefits expense is as follows:

Period Year ended June 30	Amount
2022	\$ 2,306,211
2023	1,899,530
2024	611,135
2025	(336,132)
2026	627,972
Total Deferred Outflows/Inflows Recognized in Future Years	<u>\$ 5,108,716</u>

**TOWN OF BELLINGHAM, MASSACHUSETTS
NOTES TO BASIC FINANCIAL STATEMENTS
JUNE 30, 2021**

Changes of Assumption – The Discount Rate was decreased from 2.75% to 2.50%.

Changes in Plan Provisions - None

NOTE 14 – PENSION PLANS

A. Plan Descriptions

The Town is a member of the Norfolk County Retirement System (The System), a cost-sharing multiple-employer, contributory defined benefit pension plan covering eligible employees of the 41 member units deemed eligible by the system. Chapter 32 of the Massachusetts General Law assigns authority to establish and amend benefit provisions of the system. Substantially all employees are members of the system except for school teachers and certain school administrators.

The System issues a publically available audited financial report that may be obtained by contacting the system's executive director at 480 Neponset Street, Building #15, Canton, Massachusetts 02021. The report can also be obtained online at www.norfolkcountyretirement.org.

The Town is a member of the Massachusetts Teachers' Retirement System (MTRS), a cost-sharing multiple-employer defined benefit plan. MTRS is managed by the Commonwealth of Massachusetts (Commonwealth) on behalf of municipal teachers and municipal teacher retirees. The Commonwealth is a nonemployer contributor and is responsible for 100% of the contributions and future benefit requirements of the MTRS. The MTRS covers certified teachers in cities (except Boston), towns, regional school districts, charter schools, educational collaboratives, and Quincy College. The MTRS is part of the Commonwealth's reporting entity and the audited financial report may be obtained by visiting <http://www.mass.gov/osc/publications-and-reports/financial-reports/>. The MTRS report may also be obtained by contacting MTRS at One Charles Park, Cambridge, Massachusetts 02142-1206.

Special Funding Situation

The Commonwealth is a nonemployer contributor and is required by statute to make 100% of all actuarially determined employer contributions on behalf of the Town to the MTRS. Therefore, the Town is considered to be in a special funding situation as defined by GASB Statement No. 68, *Accounting and Financial Reporting for Pensions* and the Commonwealth is a nonemployer contributor in MTRS. Since the Town does not contribute directly to MTRS, there is no net pension liability to recognize. The total of the Commonwealth provided contributions have been allocated based on each employer's covered payroll to the total covered payroll of employers in MTRS as of the measurement date of June 30, 2020. The Town's portion of the collective pension expense, contributed by the Commonwealth, of \$7,981,750 is reported in the general fund as intergovernmental revenue and pension expense in the current fiscal year. The portion of the Commonwealth's collective net pension liability associated with the Town is \$64,622,062 as of the measurement date.

The "System" and the MTRS are contributory defined benefit plans and membership in both the "System" and the MTRS is mandatory upon commencement of employment for all permanent, full-time employees.

TOWN OF BELLINGHAM, MASSACHUSETTS
NOTES TO BASIC FINANCIAL STATEMENTS
JUNE 30, 2021

B. Benefits Provided

The System and MTRS provide retirement, disability and death benefits to plan members and beneficiaries. Massachusetts Contributory Retirement System benefits are with certain minor exceptions, uniform from system to system. The System provides for retirement allowance benefits up to a maximum of 80% of an employee's highest three-year average annual rate of regular compensation for those hired prior to April 2, 2012. For persons who became employees on or after April 2, 2012, average salary is the average annual rate of regular compensation received during the five consecutive years that produce the highest average, or, if greater, during the last five years (whether or not consecutive) preceding retirement. Benefit payments are based upon a member's age, length of creditable service, level of compensation, and group classification. Employees become vested after ten years of creditable service. There are three classes of membership in the retirement system: group 1, group 2, and group 4. Group 1 consists of general employees which includes clerical and administrative positions. Group 2 consists of positions that have even been specified as hazardous. Lastly, group 4 consists of police officers, firefighters, and other hazardous positions.

Employees become vested after ten years of creditable service. A superannuation retirement allowance may be received upon the completion of 20 years of service or upon reaching the age of 55 with 10 years of service if hired after 1978 and if classified in groups 1 or 2. A person who became an employee on or after April 2, 2012 is eligible for a superannuation retirement allowance upon reaching the age of 60 with 10 years of service in group 1, 55 years of age with 10 years of service if in group 2 and 55 years of age if hired prior to 1978 or if classified in group 4. Normal retirement for most employees occurs at age 65 (except for certain hazardous duty and public safety positions, whose normal retirement is at age 55).

Employees who become permanently and totally disabled for further duty may be eligible to receive a disability retirement allowance. The amount of benefits to be received in such cases is dependent on several factors, including whether or not disability is work related, the employee's age, years of creditable service, level of compensation, veterans' status and group classification.

Employees who resign from service and who are not eligible to receive a retirement allowance or are under the age of 55 are entitled to request a refund of their accumulated total deductions. In addition, with at least ten years of creditable service, such employees are entitled to receive one hundred (100%) percent of the regular interest which has accrued upon those deductions. Survivor benefits are extended to eligible beneficiaries of members whose death occurs prior to or following retirement.

Cost-of living adjustments granted between 1981 and 1997 and any increase in other benefits imposed by the Commonwealth's state law during those years are borne by the Commonwealth and are deposited in to the pension fund. Cost-of-living adjustments granted after 1997 must be approved by the system and all costs are borne by the system.

TOWN OF BELLINGHAM, MASSACHUSETTS
NOTES TO BASIC FINANCIAL STATEMENTS
JUNE 30, 2021

C. Contributions

Norfolk County Contributory Retirement System

Chapter 32 of MGL governs the contributions of plan members and member employees. Active plan members are required to contribute to the system at rates ranging from 5 to 9% of their gross compensation. Members joining the system after January 1, 1979 must contribute an additional 2% on regular compensation earned at a rate in excess of \$30,000. The percentage rate is keyed to the date upon which an employee's membership commences. The member units are required to pay into the system, a legislatively mandated actuarial determined contribution that is apportioned among the employers based on active current payroll. The Town's proportionate share of the required contribution for the year ended December 31, 2020 which was \$3,561,600 and 28.15% of covered payroll, actuarially determined as an amount that when combined with plan member contributions, is expected to finance the costs of benefits earned by plan members during the year, with an additional amount to finance any unfunded accrued liability.

D. Pension Liabilities, Pension Expense, Deferred Outflows of Resource, and Deferred Inflows of Resources Related to Pensions

Pension Liabilities

At June 30, 2021 the Town reported a liability of \$22,713,256 for its proportionate share of the net pension liability. The net pension liability was measured as of December 31, 2020 and the total pension liability used to calculate the net pension liability was determined by an actuarial valuation as of January 1, 2020. Accordingly, updated procedures were used to roll forward the total pension liability to the measurement date. The Town's proportion of the net pension liability was based on a projection of the Town's long-term share of contributions to the pension plan relative to the projected contributions of all participating members actuarially determined. At December 31, 2020, the Town's proportion was 4.45% which had a slight increase from its proportion measured as of December 31, 2019.

Pension Expense and Deferred Outflows/Inflows of Resources

For the year ended June 30, 2021 the Town recognized pension expense of \$3,058,749. At June 30, 2021 the Town reported deferred outflows and inflows of resources related to pensions of \$3,555,322 and \$4,352,493 respectively.

The balances of deferred outflows and inflows as June 30, 2021 consist of the following:

Deferred Category	Deferred Outflows of Resources	Deferred Inflows of Resources	Total
Differences between expected and actual experience	\$ 1,148,168	\$ -	\$ 1,148,168
Changes of Assumptions	101,812	-	101,812
Difference between projected and actual investment earnings	2,271,952	(4,251,547)	(1,979,595)
Changes in proportionate share of contributions	33,390	(100,946)	(67,556)
	<u>\$ 3,555,322</u>	<u>\$ (4,352,493)</u>	<u>\$ (797,171)</u>
Total Deferred Outflows (Inflows) of Resources			

TOWN OF BELLINGHAM, MASSACHUSETTS
NOTES TO BASIC FINANCIAL STATEMENTS
JUNE 30, 2021

The Town's net deferred outflows/inflows of resources related to pensions will be recognized in future years are as follows:

<u>Year ended June 30</u>	<u>Amount</u>
2021	\$ 164,377
2022	436,612
2023	(1,035,869)
2024	(362,291)
Totals	<u>\$ (797,171)</u>

E. Actuarial Assumptions

The total pension liability in the January 1, 2020 actuarial valuation was determined using the following actuarial assumptions, applied to all periods included in the measurement date that was updated to December 31, 2020.

Valuation date	January 1, 2020
Actuarial cost method	Entry age normal cost method
Amortization method	Open-level percent of payroll.
Cost of Living Increase	3.0% of first \$18,000 of retirement income
Asset valuation method	market value
Inflation	3.0%
Projected Salary increases	3.5% - 5.5%
Mortality rates	The RP-2014 blue collar mortality table adjusted with scale MP-2014.
Investment rate of return	7.75%

TOWN OF BELLINGHAM, MASSACHUSETTS
NOTES TO BASIC FINANCIAL STATEMENTS
JUNE 30, 2021

F. Long-Term Expected Rate of Return

The long-term expected rate of return on pension plan investments was determined using a building block method in which best-estimate ranges of expected future real rates of return (expected returns, net of pension plan investment expense and inflation) are developed for each major asset class. These ranges are combined to produce the long-term expected rate of return by weighting the expected future real rates of return by the target asset allocation percentage and by adding expected inflation. The target allocation and best estimates of arithmetic real rates of return for each major asset class are summarized in the following table:

<u>Asset Class</u>	<u>Target Allocation</u>	<u>Long-Term Expected Real Rate of Return</u>
Domestic Equity	30.5%	7.3%
International Equities	15.5%	8.1%
Fixed Income	20.5%	4.3%
Private Equity	10.0%	9.9%
Real Estate	9.5%	8.2%
Real Assets	2.5%	9.0%
Hedge Funds	11.5%	9.9%
Total	<u>100%</u>	

The system's policy in regard to the allocation of invested plan assets is established and may be amended by the Board. Plan assets are managed with a long-term objective of achieving and maintaining a fully funded status for the benefits provided through the plan.

For the year ended December 31, 2020 the System's annual money-weighted rate of return on pension plan investments net of pension plan investment expense was 11.93%. The money-weighted rate of return expresses investment performance, net of investment expense, adjusted for the changing amounts actually invested.

G. Discount Rate

The discount rate used to measure the total pension liability as of December 31, 2020 was 7.75%. The projection of cash flows used to determine the discount rate assumed that plan member contributions will be made at the current contribution rate and that employer contributions will be made at contractually required rates, actuarially determined. Under Chapter 32 of the MGL, employers are required to make the necessary contributions such that the plan reaches full funding status by 2040. Based on those assumptions, the plan's fiduciary net position was projected to be available to make all projected future benefit payments of current plan members. Therefore, the long-term expected rate of return on plan investments was applied to all periods of projected benefit payments to determine the total pension liability.

TOWN OF BELLINGHAM, MASSACHUSETTS
NOTES TO BASIC FINANCIAL STATEMENTS
JUNE 30, 2021

H. Sensitivity of the net pension liability to changes in the discount rate

The following presents the net pension liability of the system, as of December 31, 2020 calculated using the discount rate of 7.75%, as well as what the system's net pension liability would be if it were calculated using a discount rate that is one percentage point lower (6.75%) or one percentage point higher (8.75%) than the current rate:

	1% Decrease (6.75%)	Current Discount Rate (7.75%)	1% Increase (8.75%)
The Town's proportionate share of the net pension liability	\$ 30,578,066	\$ 22,713,256	\$ 15,914,482

Detailed information about the pension plan's fiduciary net position is available in a separately issued Norfolk County Retirement System financial report.

NOTE 15 – COMMITMENTS AND CONTINGENCIES

The Town participates in a number of federal award programs. Although the grant programs have been audited in accordance with the provisions of the Single Audit Act Amendments of 1996 through June 30, 2021, these programs are still subject to financial and compliance audits. The amount, if any, of expenditures which may be disallowed by the granting agencies cannot be determined at this time, although it is believed the amount, if any, would not be material.

The Town's landfill was closed in 1996 by order of the Department of Environmental Protection (DEP). The DEP approved the capping construction of the landfill in December 1996. The Town is responsible for post-closure monitoring of the site for thirty years (4 years remaining), and the estimated liability has been recorded in the Statement of Net Assets, Governmental Activities. The \$48,000 reported as landfill post-closure liability at June 30, 2021 is based on what it would cost to perform all post-closure care at June 30, 2021. Actual costs may be higher due to inflation, changes in technology or changes in regulations.

Various legal actions and claims are pending. Litigation is subject to many uncertainties, and the outcome of individual litigated matters is not always predictable. Although the amount of liability, if any, at June 30, 2021, cannot be ascertained, management believes any resulting liability should not materially affect the financial position at June 30, 2021.

TOWN OF BELLINGHAM, MASSACHUSETTS
NOTES TO BASIC FINANCIAL STATEMENTS
JUNE 30, 2021

NOTE 16 – GREATER ATTLEBOROUGH TAUNTON REGIONAL TRANSIT AUTHORITY

The Town participates in the Greater Attleborough Taunton Regional Transit Authority (GATRA) Dial-A-Ride program. The Town receives monthly reimbursements for the cost of the program net of any donations received. The following table summarizes the program expenses for fiscal year 2021.

Description	Amount
Dial-A-Ride Program costs	\$ 84,560

NOTE 17 – COVID-19

On March 10, 2020, the Massachusetts Governor declared a state of emergency in response to the coronavirus outbreak. The World Health Organization officially declared the novel Coronavirus (COVID-19) a pandemic the following day. In an attempt to slow the spread of COVID-19, governments issued various stay at home orders that caused global economic shutdowns and substantial financial market impact. Starting in March 2020, the Governor continued to issue orders allowing governments to operate and carry out essential functions safely. These included modifying the state's Open Meeting Law, issuing a stay-at-home order, and introducing a phased approach to reopening State businesses. The Town is considered an essential business and while physical closure of some municipal buildings has occurred, departments have remained operational and most employees continued to perform their daily duties. The Town and School departments has leaned heavily on technology for business continuity to ensure our constituents could transact business remotely and our staff could work successfully.

Pursuant to M.G.L. Chapter 44, Section 31, the Town can set up a fund specifically related to COVID-19 expenses. This fund should capture all costs related to the COVID-19 pandemic and deficit spend for these costs, including but not limited to, overtime, cleaning and medical supplies, and IT equipment. At this time, the Town has created two funds; one for federal reimbursements and one for state reimbursements.

The virus and the resulting actions by national, state and local governments is altering the behavior of businesses and people in a manner that will have negative impacts on global and local economies. There can be no assurances regarding the extent to which COVID-19 will impact the national and state economies and, accordingly, how it will adversely impact municipalities, including the Town. These negative impacts are likely to include reduced collections of property taxes and other revenues, including local meals tax revenue, motor vehicle excise taxes and other fees and charges collected by the Town. The Town has addressed revenue reductions through a spending freeze that was instituted in mid-March, and cost savings in utility expenses through the closure of the school buildings. The Town has applied for and received some funding to offset COVID-19 expenses that would have otherwise been charged to the operating budget. In fiscal 2020, the Town had surpluses in some of the local receipts helping to alleviate pressure on other anticipated revenues.

TOWN OF BELLINGHAM, MASSACHUSETTS
NOTES TO BASIC FINANCIAL STATEMENTS
JUNE 30, 2021

In Fiscal Year 2021 the Town has incurred unanticipated costs specifically related to the pandemic. On March 27, 2020 the United States Federal Government established the Coronavirus Aid, Relief and Economic Security (CARES) Act in response to the economic downfall caused by the COVID-19 pandemic. This Act requires that the payment of funds be used only to cover expenses that; are necessary expenditures incurred due to the public health emergency with respect to COVID-19. The Commonwealth and communities throughout the Commonwealth were awarded a portion of the federal funding. In addition to the funding from the CARES Act, there are several other federal and state grants available to help offset these unanticipated costs.

The full extent of the financial impact cannot be determined as of the date of the financial statements.

NOTE 18 – REVISION OF NET POSITION PREVIOUSLY RECORDED

Beginning net position of the governmental activities and the nonmajor governmental funds has been revised to reflect the implementation of GASB Statement #84. The revised balances are summarized in the table shown below:

	6/30/2020 Previously Reported Balances	Implementation of GASB Statements #84 Fiduciary Funds	6/30/2020 Revised Balances
<i>Government-Wide Financial Statements</i>			
<i>Governmental activities</i>	<u>\$ (16,713,782)</u>	<u>\$ 1,610,624</u>	<u>\$ (15,103,158)</u>
<i>Governmental Funds</i>			
<i>Nonmajor governmental funds</i>	<u>\$ 1,061,921</u>	<u>\$ 1,610,624</u>	<u>\$ 2,672,545</u>

NOTE 19 – IMPLEMENTATION OF NEW GASB PRONOUNCEMENTS

During fiscal year 2021, the following GASB pronouncements were implemented:

The GASB issued Statement #84, *Fiduciary Activities*, was implemented in 2021. Management's current assessment is that this pronouncement did not have a significant impact on the Basic Financial Statements.

The GASB issued Statement #90, *Majority Equity Interests – an Amendment of GASB Statements No.14 and No.61*, was implemented in 2021. Management's current assessment is that this pronouncement will not have a significant impact on the Basic Financial Statements.

TOWN OF BELLINGHAM, MASSACHUSETTS
NOTES TO BASIC FINANCIAL STATEMENTS
JUNE 30, 2021

Future GASB Pronouncements:

The GASB issued Statement #87, Leases, which is required to be implemented in 2022. Management's current assessment is that this pronouncement will not have a significant impact on the Basic Financial Statements.

The GASB issued Statement #89, Accounting for Interest Cost Incurred before the End of a Construction Period, which is required to be implemented in 2022. Management's current assessment is that this pronouncement will not have a significant impact on the Basic Financial Statements.

The GASB issued Statement #91, Conduit Debt Obligations – which is required to be implemented in 2023. Earlier application is encouraged. The primary objectives of this statement is to provide a single method of reporting conduit debt obligations by issuers and eliminate diversity in practice associated with (1) commitments extended by issuers, (2) arrangements associated with conduit debt obligations, and (3) related note disclosures. Management's current assessment is that this pronouncement will not have a significant impact on the Basic Financial Statements.

The GASB issued Statement #92, Omnibus 2020, which is required to be implemented in 2022. Management's current assessment is that this pronouncement will not have a significant impact on the Basic Financial Statements.

The GASB issued Statement #93, Replacement of Interbank Offered Rates, which is required to be implemented in 2022. Management's current assessment is that this pronouncement will not have a significant impact on the Basic Financial Statements.

The GASB issued Statement #94, Public-Private and Public Partnerships and Availability Payment Arrangements, which is required to be implemented in 2023. Management's current assessment is that this pronouncement will not have a significant impact on the Basic Financial Statements.

The GASB issued Statement #96, Subscription-Based Information Technology Arrangements, which is required to be implemented in 2023. Management's current assessment is that this pronouncement will not have a significant impact on the Basic Financial Statements.

The GASB issued Statement #97, Certain Component Unit Criteria, and Accounting and Financial Reporting for Internal Revenue Service Code 457 Deferred Compensation Plans, which is required to be implemented in 2022. Management's current assessment is that this pronouncement will not have a significant impact on the Basic Financial Statements.

The GASB issued Statements #98, The Annual Comprehensive Financial Report
The requirements of this Statement are effective for fiscal years ending after December 15, 2021. Management's current assessment is that this pronouncement will not have a significant impact on the Basic Financial Statements.

TOWN OF BELLINGHAM, MASSACHUSETTS
REQUIRED SUPPLEMENTARY INFORMATION
NORFOLK COUNTY RETIREMENT SYSTEM
JUNE 30, 2021

Schedule of the Town's Proportionate Share of the Net Pension Liability

	December 31, 2019	December 31, 2018	December 31, 2017	December 31, 2016	December 31, 2015	December 31, 2014
Town's proportion of the net pension liability	4.44%	4.46%	4.46%	4.55%	4.55%	4.40%
Town's proportionate share of the net pension liability	\$ 22,713,256	\$ 29,065,139	\$ 24,658,464	\$ 23,767,690	\$ 24,732,717	\$ 22,819,057
Town's covered-employee payroll	\$ 12,651,935	\$ 13,623,456	\$ 13,162,739	\$ 12,923,047	\$ 12,264,210	\$ 11,153,168
Town's proportionate share of the net pension liability as a percentage of its covered-employee payroll	179.51%	213.35%	187.34%	183.92%	201.67%	204.60%
Plan fiduciary net position as a percentage of the total pension liability	70.20%	58.30%	63.50%	61.60%	58.60%	60.10%

Note: This schedule is intended to present information for 10 years. Until a 10 year trend is compiled, information is presented for those years for which the information is available.

See notes to Required Supplementary Information

**TOWN OF BELLINGHAM, MASSACHUSETTS
REQUIRED SUPPLEMENTARY INFORMATION
NORFOLK COUNTY RETIREMENT SYSTEM
JUNE 30, 2021**

	SCHEDULE OF TOWN'S CONTRIBUTION						
	December 31, 2021	December 31, 2019	December 31, 2018	December 31, 2017	December 31, 2016	December 31, 2015	December 31, 2014
Actuarially determined contribution	\$ 3,561,600	\$ 3,326,269	\$ 3,123,692	\$ 2,854,177	\$ 2,579,977	\$ 2,341,492	\$ 2,128,834
Contribution in relation to the actuarially determined contribution	(3,561,600)	(3,326,269)	(3,123,692)	(2,854,177)	(2,579,977)	(2,341,492)	(2,128,834)
Contribution deficiency (excess)	\$ -	\$ -	\$ -	\$ -	\$ -	\$ -	\$ -
Town's covered-employee payroll	\$ 12,651,935	\$ 12,224,092	\$ 13,623,456	\$ 13,162,759	\$ 12,293,047	\$ 12,264,210	\$ 11,153,168
Contribution as a percentage of covered-employee payroll	28.15%	27.21%	22.93%	21.68%	19.96%	19.09%	19.09%

Note: This Town schedule is intended to present information for 10 years. Until a 10 year trend is compiled, information is presented for those years for which the information is available.

See notes to Required Supplementary Information

TOWN OF BELLINGHAM, MASSACHUSETTS
REQUIRED SUPPLEMENTARY INFORMATION
MASSACHUSETTS TEACHERS RETIREMENT SYSTEM
JUNE 30, 2021

Schedule of the Commonwealth's Collective amounts of the Net Pension Liability

The Commonwealth of Massachusetts is a nonemployer contributor and is required by statute to make all actuarially determined employer contributions on behalf of the member employers which create a special funding situation. Since the Town does not contribute directly to MTRS, there is no net pension liability to recognize. This schedule discloses the Commonwealth's 100% share of the collective net pension liability and pension expense recognized by the Town; and the Plan's fiduciary net position as a percentage of total liability.

Fiscal Year	Commonwealth's 100% Share of the Net Pension Liability Associated with the Town	Town's Expense and Revenue Recognized for the Commonwealth's Support	Plan Fiduciary Net Position as a Percentage of the Total Liability
2021	\$ 64,622,062	\$ 7,981,750	50.67%
2020	59,438,461	7,207,945	53.95%
2019	55,657,110	5,640,042	54.84%
2018	52,517,075	5,481,360	54.25%
2017	51,937,186	5,297,933	52.73%
2016	47,604,645	3,861,160	55.38%
2015	37,503,034	2,605,516	61.64%

Note: This schedule is intended to present information for 10 years. Until a 10-year trend is compiled, information is presented for those years for which information is available.
See notes to required supplementary information.

**TOWN OF BELLINGHAM, MASSACHUSETTS
REQUIRED SUPPLEMENTARY INFORMATION
OTHER POSTEMPLOYMENT BENEFITS
JUNE 30, 2021**

Schedule of the Town's Net OPEB Liability and Related Ratios

	June 30, 2021	June 30, 2020	June 30, 2019	June 30, 2018	June 30, 2017
Total OPEB Liability	\$ 3,083,486	\$ 2,906,707	\$ 3,201,129	\$ 2,517,169	\$ 2,771,538
Service Cost	2,209,746	2,286,664	2,471,678	2,120,333	1,871,855
Interest on total OPEB liability, service cost, and benefit payments	-	(8,212,492)	-	1,834,685	-
Differences between actual and expected experience	3,968,247	1,902,062	8,898,393	4,502,203	-
Changes of assumptions	(1,520,975)	(1,388,583)	(1,435,737)	(1,286,488)	(1,284,525)
Benefit Payments Excluding Implicit Costs	(422,771)	(382,293)	(280,132)	(239,095)	3,358,868
Implicit Cost amount	7,317,733	(2,887,935)	12,855,331	9,448,807	55,461,127
Net Change in total OPEB liability	78,236,198	81,124,133	68,268,802	58,819,995	58,819,995
Total OPEB liability-beginning	85,553,931	78,236,198	81,124,133	68,268,802	58,819,995
Total OPEB liability-ending (a)					
Plan fiduciary net position	1,968,746	1,820,876	1,715,869	1,525,583	1,210,598
Employer Contributions to Trust	67,348	7,156	7,265	2,884	1,508
Net investment income	(1,943,746)	(1,770,876)	(1,715,869)	(1,525,583)	(1,210,598)
Benefit payments withdrawn from trust	92,348	57,156	7,265	2,884	1,508
Net change in plan fiduciary net position	571,289	514,133	506,868	503,984	502,476
Plan fiduciary net position - beginning	663,637	571,289	514,133	506,868	503,984
Plan fiduciary net position - ending (b)	84,890,294	77,664,909	80,610,000	67,761,934	58,316,011
Town's net OPEB liability-ending (a)-(b)					
Plan fiduciary net position as a percentage of total OPEB liability	0.78%	0.73%	0.63%	0.74%	0.86%
Covered-employee payroll	\$ 33,130,449	\$ 32,165,485	\$ 30,891,835	\$ 29,992,073	\$ 27,445,923
Plan's net OPEB liability as a percentage of covered-employee payroll	256.23%	241.45%	260.94%	225.93%	212.48%

Note: This schedule is intended to present information for 10 years. Until a 10-year trend is compiled, information is presented for those years for which information is available

See notes to required supplementary information.

TOWN OF BELLINGHAM, MASSACHUSETTS
REQUIRED SUPPLEMENTARY INFORMATION
OTHER POSTEMPLOYMENT BENEFITS
JUNE 30, 2021

	Schedule of the Town's Contribution				
	June 30, 2021	June 30, 2020	June 30, 2019	June 30, 2018	June 30, 2017
Actuarial determined contribution	\$ 5,718,045	\$ 6,639,492	\$ 7,075,463	\$ 5,580,666	\$ 5,575,718
Contributions in relation to the actuarially determined contribution	(1,968,746)	(1,820,876)	(1,715,869)	(1,525,583)	(1,210,598)
Contribution deficiency (excess)	\$ 3,749,299	\$ 4,818,616	\$ 5,359,594	\$ 4,055,083	\$ 4,365,120
Covered-employee payroll	\$ 33,130,449	\$ 32,165,485	\$ 30,891,835	\$ 29,992,073	\$ 27,445,923
Contributions as a percentage of covered-employee payroll	5.94%	5.66%	5.55%	5.09%	4.41%

Note: This schedule is intended to present information for 10 years. Until a 10-year trend is compiled, information is presented for those years for which information is available.

See notes to required supplementary information.

**TOWN OF BELLINGHAM, MASSACHUSETTS
REQUIRED SUPPLEMENTARY INFORMATION
OTHER POSTEMPLOYMENT BENEFITS
JUNE 30, 2021**

	Schedule of Investment Return				
	June 30, 2021	June 30, 2020	June 30, 2019	June 30, 2018	June 30, 2017
Annual money-weighted rate of return, net of investment expense	11.67%	1.32%	1.43%	0.57%	2.75%

Note: This schedule is intended to present information for 10 years. Until a 10-year trend is compiled, information is presented for those years for which information is available.

See notes to required supplementary information.

TOWN OF BELLINGHAM
NOTES TO REQUIRED SUPPLEMENTARY INFORMATION
JUNE 30, 2021

Pension Plan Schedules

A. Schedule of the Town's Proportionate Share of the Net Pension Liability

The Schedule of Town's Proportionate Share of the Net Pension Liability details the allocated percentage of the net pension liability; the proportionate share of the net pension liability, and the covered employee payroll. It also demonstrates the net position as a percentage of the pension liability and the net pension liability as a percentage of covered payroll.

B. Schedule of Town's Contribution

Governmental employees are required to pay an annual appropriation as established by PERAC. The appropriation includes the amounts to pay the pension portion of each member's retirement allowance, an amount to amortize the actuarially determined unfunded liability to zero in accordance with the System's funding schedule, and additional appropriations in accordance with adopted early retirement incentive programs. The appropriations are payable on July 1, and January 1. The Town may choose to pay the entire appropriation in July at a discounted rate. Accordingly, actual contributions may be less than the "total appropriation". The pension fund appropriation is allocated to the Town based on covered payroll.

C. Schedule of the Commonwealth's Collective amounts of the Net Pension Liability

The Commonwealth of Massachusetts is a nonemployer contributor and is required by statute to make all actuarially determined employer contributions on behalf of the member employers which creates a special funding situation. Since the Town does not contribute directly to MTRS, there is no net pension liability to recognize. This schedule discloses the Commonwealth's 100% share of the collective net pension liability that is associated with the Town; the portion of the collective pension expense as both a revenue and pension expense recognized by the Town; and the Plan's fiduciary net position as a percentage of the total pension liability.

D. Changes in Plan Provisions – None

Other Postemployment Benefits Schedules

A. Schedule of the Town's Net OPEB Liability and Related Ratios

The Schedule of the Town's Net OPEB Liability and Related Ratios presents multi-year trend information on changes in the plan's total OPEB liability, changes in the plan's net position, and ending net OPEB liability. It also demonstrates the plan's net position as a percentage of the total liability and the plan's net OPEB liability as a percentage of covered-employee payroll.

**TOWN OF BELLINGHAM
NOTES TO REQUIRED SUPPLEMENTARY INFORMATION
JUNE 30, 2021**

B. Schedule of the Town's Contribution

The Schedule of the Town's contributions includes the Town's annual required contribution to the plan, along with the contribution made in relation to the actuarially determined contribution. The Town is not required to fully fund this contribution.

C. Schedule of Investment Return

The Schedule of Investment Return includes the money-weighted investment return on the Plan's other postemployment assets, net of investment expense.

D. Changes in Provisions - None

YEAR TO DATE EXPENDITURE REPORT

Includes General Fund and 4 Enterprise Funds

Fiscal Year: 2022 to 2022					
Account Number and Description	Appropriation	Appropriation Adjustments	Encumbrances	Expenditures	Remaining Balance & Used
ENTERPRISE					
0100 TRASH-OPERATING					
430 TRASH	63,220.00	15,000.00	.00	76,623.93	1,596.07 97.96
0100-430-0000-004-00-00-51000 SALARIES		(15,000.00)	.00	1,610,481.11	111,048.89 93.55
0100-430-0000-004-00-00-52000 EXPENSES	1,736,530.00		.00		
			.00	1,687,105.04	112,644.96 93.74
	1,799,750.00		.00	1,687,105.04	112,644.96 93.74
Total 430 TRASH	1,799,750.00				
Total 0100 TRASH-OPERATING					
0200 WATER-OPERATING					
450 WATER- OPERATING	1,145,810.00	15,335.00	.00	1,096,900.36	64,244.64 94.47
0200-450-0000-004-00-00-51000 SALARIES	2,007,160.00	325,000.00	300.00	1,822,138.95	509,721.05 78.14
0200-450-0000-004-00-00-52000 EXPENSES			300.00	2,919,039.31	573,965.69 83.57
	3,152,970.00	340,335.00			
		.00	.00	444,000.00	.00 100.00
Total 450 WATER- OPERATING	444,000.00		.00	444,000.00	.00 100.00
750 DEBT SERVICE - PRINC & INT PAYMENTS	444,000.00		.00		
0200-450-0000-004-00-00-52000 EXPENSES			300.00	3,363,039.31	573,965.69 85.42
Total 750 DEBT SERVICE - PRINC & INT PAYMENTS	3,596,970.00	340,335.00			
Total 0200 WATER-OPERATING					
0300 SEWER-OPERATING FUND					
460 SEWER - OPERATING	359,938.00	5,363.00	.00	337,523.94	27,777.06 92.40
0300-460-0000-004-00-00-51000 SALARIES	1,232,885.00	.00	.00	1,050,194.13	182,690.87 85.18
0300-460-0000-004-00-00-52000 EXPENSES			.00		
	1,592,823.00	5,363.00	.00	1,387,718.07	210,467.93 86.83
			.00	1,387,718.07	210,467.93 86.83
Total 460 SEWER - OPERATING	1,592,823.00	5,363.00			
Total 0300 SEWER-OPERATING FUND					
0400 STORMWATER					
490 STORMWATER MANAGEMENT	427,674.00	3,090.00	.00	367,465.98	63,298.02 85.31
0400-490-0000-004-00-00-51000 SALARIES	396,641.00	.00	.00	186,830.63	209,810.37 47.10
0400-490-0000-004-00-00-52000 EXPENSES			.00		
	824,315.00	3,090.00	.00	554,296.61	273,108.39 66.99
			.00	554,296.61	273,108.39 66.99
Total 490 STORMWATER MANAGEMENT	824,315.00	3,090.00			
Total 0400 STORMWATER	7,813,858.00	348,788.00	300.00	6,992,159.03	1,170,186.97 85.66
Total ENTERPRISE					

Town of Bellingham
Expenditure Summary

Fiscal Year: 2022 to 2022

Account Number and Description	Appropriation	Appropriation Adjustments	Encumbrances	Expenditures	Remaining Balance	% Used
GENERAL						
1000 GENERAL FUND						
000						
Total 000	.00	.00	.00	31,235.83	(31,235.83)	.00
114 TOWN MEETING MODERATOR	.00	.00	.00	31,235.83	(31,235.83)	.00
1000-114-0000-001-00-00-52000 EXPENSES						
Total 114 TOWN MEETING MODERATOR	350.00	.00	.00	.00	350.00	.00
122 SELECTMEN						
1000-122-0000-000-00-00-51180 ELECTED/APPOINTED BOARD						
1000-122-0000-001-00-00-51000 SALARIES	12,900.00	.00	.00	9,500.00	3,400.00	73.64
1000-122-0000-001-00-00-52000 EXPENSES	56,663.00	.00	.00	56,662.83	.17	100.00
Total 122 SELECTMEN	49,206.00	.00	.00	46,494.56	2,711.44	94.49
123 TOWN ADMINISTRATOR						
1000-123-0000-001-00-00-51000 SALARIES/CLERICAL SUPPORT	118,769.00	.00	.00	112,657.39	6,111.61	94.85
1000-123-0000-001-00-00-52000 EXPENSES	201,325.00	.00	.00	201,224.00	101.00	99.95
Total 123 TOWN ADMINISTRATOR	3,012.00	.00	.00	2,156.31	855.69	71.59
131 FINANCE COMMITTEE						
1000-131-0000-001-00-00-51000 SALARIES	204,337.00	.00	.00	203,380.31	956.69	99.53
1000-131-0000-001-00-00-52000 EXPENSES	3,820.00	.00	.00	3,819.84	.16	100.00
Total 131 FINANCE COMMITTEE	1,575.00	.00	.00	1,427.50	147.50	90.64
132 RESERVE FUND						
1000-132-0000-001-00-00-52000 EXPENSES	5,395.00	.00	.00	5,247.34	147.66	97.26
Total 132 RESERVE FUND	50,000.00	(35,566.00)	.00	.00	14,434.00	.00
135 CHIEF FINANCIAL OFFICER						
1000-135-0000-001-00-00-51000 SALARIES	50,000.00	(35,566.00)	.00	.00	14,434.00	.00
1000-135-0000-001-00-00-52000 EXPENSES	262,416.00	.00	.00	261,526.49	889.51	99.66
Total 135 CHIEF FINANCIAL OFFICER	92,408.00	.00	.00	67,886.09	24,521.91	73.46
137 ASSESSORS						
1000-137-0000-000-00-00-51180 ELECTED/APPOINTED BOARD SALARY	354,824.00	.00	.00	329,412.58	25,411.42	92.84
1000-137-0000-001-00-00-51000 SALARIES	3,600.00	.00	.00	3,600.00	.00	100.00
1000-137-0000-001-00-00-52000 EXPENSES	168,892.00	.00	.00	161,299.30	7,592.70	95.50
Total 137 ASSESSORS	63,600.00	.00	.00	9,757.34	53,842.66	15.34
	236,092.00	.00	.00	174,656.64	61,435.36	73.98

Fiscal Year: 2022 to 2022					
Account Number and Description	Appropriation	Appropriation Adjustments	Encumbrances	Expenditures	Remaining Balance % Used
142 REVALUATION					
1000-142-0000-001-00-00-52000 EXPENSES, GENERAL FUND	30,910.00	.00	.00	18,725.00	12,185.00 60.58
Total 142 REVALUATION	30,910.00	.00	.00	18,725.00	12,185.00 60.58
145 TREASURER COLLECTOR					
1000-145-0000-001-00-00-51000 SALARIES	255,650.00	.00	.00	237,893.88	17,756.12 93.06
1000-145-0000-001-00-00-52000 EXPENSES	79,775.00	.00	.00	77,819.23	1,955.77 97.55
Total 145 TREASURER COLLECTOR	335,425.00	.00	.00	315,713.11	19,711.89 94.12
145 TREASURER COLLECTOR					
1000-145-0000-001-00-00-51000 SALARIES	100,000.00	20,000.00	.00	108,439.46	11,560.54 90.37
Total 145 TREASURER COLLECTOR	100,000.00	20,000.00	.00	108,439.46	11,560.54 90.37
151 TOWN COUNSEL					
1000-151-0000-001-00-00-52000 EXPENSES	100,000.00	20,000.00	.00	108,439.46	11,560.54 90.37
Total 151 TOWN COUNSEL	100,000.00	20,000.00	.00	108,439.46	11,560.54 90.37
152 HUMAN RESOURCES					
1000-152-0000-001-00-00-51000 SALARIES	108,407.00	.00	.00	108,205.35	201.65 99.81
1000-152-0000-001-00-00-52000 EXPENSES	13,161.00	.00	.00	3,945.71	9,215.29 29.98
Total 152 HUMAN RESOURCES	121,568.00	.00	.00	112,151.06	9,416.94 92.25
154 MANAGEMENT INFORMATION SYSTEM					
1000-154-0000-001-00-00-51000 SALARIES	176,410.00	.00	.00	176,409.00	1.00 100.00
1000-154-0000-001-00-00-52000 EXPENSES	358,620.00	.00	.00	327,812.41	30,807.59 91.41
Total 154 MANAGEMENT INFORMATION SYSTEM	535,030.00	.00	.00	504,221.41	30,808.59 94.24
156 TAX TITLE FORECLOSURE					
1000-156-0000-001-00-00-52000 EXPENSES	55,000.00	.00	.00	26,624.71	28,375.29 48.41
Total 156 TAX TITLE FORECLOSURE	55,000.00	.00	.00	26,624.71	28,375.29 48.41
161 TOWN CLERK					
1000-161-0000-000-00-00-51180 ELECTED/APPOINTED SALARY	74,000.00	.00	.00	73,998.72	1.28 100.00
1000-161-0000-001-00-00-51000 SALARIES	53,333.00	.00	.00	52,552.19	780.81 98.54
1000-161-0000-001-00-00-52000 EXPENSES	15,300.00	.00	.00	5,267.51	10,032.49 34.43
Total 161 TOWN CLERK	142,633.00	.00	.00	131,818.42	10,814.58 92.42
162 ELECTIONS					
1000-162-0000-001-00-00-51000 SALARIES	30,100.00	.00	.00	22,090.65	8,009.35 73.39
1000-162-0000-001-00-00-52000 EXPENSES	17,000.00	.00	.00	14,008.27	2,991.73 82.40
Total 162 ELECTIONS	47,100.00	.00	.00	36,098.92	11,001.08 76.64
171 CONSERVATION COMMISSION					
1000-171-0000-000-00-00-51180 ELECTED/APPOINTED BOARD, GENERAL FUND	7,000.00	.00	.00	6,000.00	1,000.00 85.71
1000-171-0000-001-00-00-51000 SALARIES	50,251.00	.00	.00	50,249.77	1.23 100.00
1000-171-0000-001-00-00-52000 EXPENSES	14,041.00	.00	.00	7,968.47	6,072.53 56.75
Total 171 CONSERVATION COMMISSION	71,292.00	.00	.00	64,218.24	7,073.76 9.88

Town of Bellingham
Expenditure Summary

Fiscal Year: 2022 to 2022

Account Number and Description

	Appropriation	Appropriation Adjustments	Encumbrances	Expenditures	Remaining Balance	% Used
Total 171 CONSERVATION COMMISSION	71,292.00	.00	.00	64,218.24	7,073.76	90.08
172 PLANNING BOARD						
1000-172-0000-001-00-00-51180 ELECTED SALARIES	5,000.00	.00	.00	4,750.00	250.00	95.00
1000-172-0000-001-00-00-51000 SALARIES	122,919.00	.00	.00	120,658.34	2,260.66	98.16
1000-172-0000-001-00-00-52000 EXPENSES	4,350.00	.00	.00	1,238.93	3,111.07	28.48
Total 172 PLANNING BOARD	132,269.00	.00	.00	126,647.27	5,621.73	95.75
173 ZONING BOARD OF APPEALS						
1000-173-0000-001-00-00-51000 SALARIES	7,500.00	.00	.00	7,275.00	225.00	97.00
1000-173-0000-001-00-00-52000 EXPENSES	1,100.00	.00	.00	297.98	802.02	27.09
Total 173 ZONING BOARD OF APPEALS	8,600.00	.00	.00	7,572.98	1,027.02	88.06
183 COMMISSION ON DISABILITY						
1000-183-0000-001-00-00-51000 SALARIES	500.00	.00	.00	.00	500.00	.00
1000-183-0000-001-00-00-52000 EXPENSES	20,001.00	.00	.00	.00	20,001.00	.00
Total 183 COMMISSION ON DISABILITY	20,501.00	.00	.00	.00	20,501.00	.00
189 PUBLIC BUILDINGS MAINTENANCE						
1000-189-0000-001-00-00-51000 SALARIES	86,172.00	.00	.00	82,473.75	3,698.25	95.71
1000-189-0000-001-00-00-52000 EXPENSES	307,746.00	(33,292.00)	.00	219,578.86	54,875.14	80.01
Total 189 PUBLIC BUILDINGS MAINTENANCE	393,918.00	(33,292.00)	.00	302,052.61	58,573.39	83.76
190 OTJ INJURY FOR DEDUCTIBLE						
1000-190-0000-001-00-00-52000 EXPENSES	20,000.00	7,500.00	.00	25,659.13	1,840.87	93.31
Total 190 OTJ INJURY FOR DEDUCTIBLE	20,000.00	7,500.00	.00	25,659.13	1,840.87	93.31
193 PROPERTY & LIABILITY INSURANCE						
1000-193-0000-001-00-00-52000 EXPENSES	668,022.00	(40,025.00)	.00	591,369.56	36,627.44	94.17
Total 193 PROPERTY & LIABILITY INSURANCE	668,022.00	(40,025.00)	.00	591,369.56	36,627.44	94.17
194 RETIREMENT ASSESSMENT						
1000-194-0000-001-00-00-52000 EXPENSES	3,304,448.00	.00	.00	3,304,448.00	.00	100.00
Total 194 RETIREMENT ASSESSMENT	3,304,448.00	.00	.00	3,304,448.00	.00	100.00
195 MEDICARE/EMPLOYER SHARE						
1000-195-0000-001-00-00-52000 EXPENSES	524,000.00	15,000.00	.00	537,206.99	1,793.01	99.67
Total 195 MEDICARE/EMPLOYER SHARE	524,000.00	15,000.00	.00	537,206.99	1,793.01	99.67
196 TOWN REPORTS						
1000-196-0000-001-00-00-52000 EXPENSES	3,000.00	.00	.00	865.00	2,135.00	28.83

Fiscal Year: 2022 to 2022					
Account Number and Description	Appropriation	Appropriation Adjustments	Encumbrances	Expenditures	Remaining Balance & Used
	3,000.00	.00	.00	865.00	2,135.00 28.83
Total 196 TOWN REPORTS					
	39,700.00	5,000.00	.00	41,415.13	3,284.87 92.65
197 PHYSICAL/OCCUPATIONAL HEALTH					
1000-197-0000-001-00-00-52000 EXPENSES	39,700.00	5,000.00	.00	41,415.13	3,284.87 92.65
Total 197 PHYSICAL/OCCUPATIONAL HEALTH					
	3,338,630.00	(43,240.00)	.00	3,287,178.51	8,211.49 99.75
210 POLICE DEPARTMENT					
1000-210-0000-002-00-00-51000 SALARIES	226,618.00	82,502.00	.00	272,847.33	36,272.67 88.27
1000-210-0000-002-00-00-52000 EXPENSES	3,565,248.00	39,262.00	.00	3,560,025.84	44,484.16 98.77
Total 210 POLICE DEPARTMENT					
	2,950,152.00	20,000.00	.00	2,959,392.43	10,759.57 99.64
220 FIRE DEPARTMENT					
1000-220-0000-002-00-00-51000 SALARIES	436,346.00	(20,000.00)	.00	291,031.55	125,314.45 69.90
1000-220-0000-002-00-00-52000 EXPENSES	3,386,498.00	.00	.00	3,250,423.98	136,074.02 95.98
Total 220 FIRE DEPARTMENT					
	192,760.00	.00	.00	187,879.65	4,880.35 97.47
251 TOWN INSPECTOR					
1000-251-0000-002-00-00-51000 SALARIES	11,052.00	.00	.00	9,150.40	1,901.60 82.79
1000-251-0000-002-00-00-52000 EXPENSES	203,812.00	.00	.00	197,030.05	6,781.95 96.67
Total 251 TOWN INSPECTOR					
	29,693.00	.00	.00	29,582.60	110.40 99.63
253 INSPECTOR OF PLUMBING AND GAS					
1000-253-0000-002-00-00-51000 SALARIES	400.00	.00	.00	339.55	60.45 84.89
1000-253-0000-002-00-00-52000 EXPENSES	30,093.00	.00	.00	29,922.15	170.85 99.43
Total 253 INSPECTOR OF PLUMBING AND GAS					
	27,540.00	.00	.00	27,135.84	404.16 98.53
255 ELECTRICAL INSPECTOR					
1000-255-0000-002-00-00-51000 SALARIES	500.00	.00	.00	240.33	259.67 48.07
1000-255-0000-002-00-00-52000 EXPENSES	28,040.00	.00	.00	27,376.17	663.83 97.63
Total 255 ELECTRICAL INSPECTOR					
	140,942.00	.00	.00	134,423.39	6,518.61 95.38
292 ANIMAL CONTROL					
1000-292-0000-002-00-00-51000 SALARIES	8,300.00	.00	.00	7,518.06	781.94 90.58
1000-292-0000-002-00-00-52000 EXPENSES	149,242.00	.00	.00	141,941.45	7,300.55 95.11
Total 292 ANIMAL CONTROL					
	6,500.00	.00	.00	4,333.36	2,166.64 66.67
294 TREE WARDEN					
1000-294-0000-000-00-00-51180 ELECTED/APPOINTED BOARD	3,700.00	.00	.00	2,166.68	1,533.32 58.56
1000-294-0000-002-00-00-51000 SALARIES	20,000.00	.00	.00	19,871.09	128.91 99.36
1000-294-0000-002-00-00-52000 EXPENSES	30,200.00	.00	.00	26,371.13	3,828.87 87.32
Total 294 TREE WARDEN					

Fiscal Year: 2022 to 2022

Account Number and Description

299 AUXILIARY POLICE

1000-299-0000-002-00-00-52000 EXPENSES

Total 299 AUXILIARY POLICE

300 SCHOOL DEPARTMENT

Account Number and Description	Appropriation	Appropriation Adjustments	Encumbrances	Expenditures	Remaining Balance	% Used
1000-300-1110-000-00-00-51000 SCHOOL COMM SALARY SUMMARY	1,120,030.00	237,200.00	49,788.22	1,729,363.12	(421,921.34)	131.09
1000-300-1110-000-00-00-52000 SCHOOL COMM EXPENSE SUMMARY	120,300.00	.00	.00	14,293.35	106,006.65	11.88
1000-300-1210-000-00-00-51000 SUPT OFFICE SALARY SUMMARY	12,850.00	.00	.00	1,850.00	11,000.00	14.40
1000-300-1210-000-00-00-52000 SUPT OFFICE EXPENSE SUMMARY	250,816.00	.00	.00	253,938.07	(3,122.07)	101.25
1000-300-1220-000-00-00-51000 ASSIST SUPT SALARY SUMMARY	21,300.00	.00	.00	39,722.60	(18,422.60)	186.49
1000-300-1220-000-00-00-52000 ASSIST SUPT EXPENSE SUMMARY	355,133.00	.00	.00	338,475.82	16,657.18	95.31
1000-300-1230-000-00-00-51000 OTHER DISTRICT ADMIN SUMMARY	4,325.00	.00	.00	2,775.36	1,549.64	64.17
1000-300-1400-000-00-00-51000 BUS OFFICE SALARIES SUMMARY	47,032.00	.00	.00	46,348.20	683.80	98.55
1000-300-1400-000-00-00-52000 BUS OFFICE EXPENSES SUMMARY	334,196.00	.00	.00	303,437.34	30,758.66	90.80
1000-300-2120-000-00-00-52000 LEGAL FEE EXPENSES	43,494.00	.00	.00	15,962.49	26,758.83	38.48
1000-300-2130-000-00-00-51000 INST TECH LEADERSHIP/TRAINING SUMMARY	108,000.00	.00	.00	36,856.00	71,144.00	34.13
1000-300-2200-000-00-00-51000 PRINCIPALS SALARIES SUMMARY	449,808.00	.00	.00	485,590.55	(35,782.55)	107.96
1000-300-2200-000-00-00-52000 DIP PRINCIPALS EXPENSES SUMMARY	175,655.00	.00	.00	178,079.60	(2,424.60)	101.38
1000-300-2200-000-00-00-52000 SB PRINCIPALS EXPENSES SUMMARY	1,044,171.00	.00	.00	1,186,343.05	(142,172.05)	113.62
1000-300-2200-000-00-00-52000 HS PRINCIPALS EXPENSES SUMMARY	3,120.00	.00	.00	858.79	2,261.21	27.53
1000-300-2200-000-00-00-52000 KMA PRINCIPALS EXPENSES SUMMARY	2,017.00	.00	.00	430.86	1,586.14	21.36
1000-300-2200-000-00-00-52000 DIST PRINCIPALS EXPENSES SUMMARY	15,135.00	.00	.00	15,711.83	(576.83)	103.81
1000-300-2200-000-00-00-52000 BMS PRINCIPALS EXPENSES SUMMARY	.00	.00	.00	70.97	(70.97)	.00
1000-300-2250-000-00-00-52000 DIST NONINSTRUCT BLDG TECHSUM	12,630.00	.00	.00	3,694.35	8,097.65	35.99
1000-300-2300-000-00-00-52000 HS INSTRUCTIONAL EXPENSES SUMM	10,370.00	.00	.00	5,451.87	4,918.13	52.57
1000-300-2300-000-00-00-52000 KMA INSTRUCTIONAL EXPENSES SUMM	32,907.00	.00	.00	67,288.35	(34,381.35)	204.48
1000-300-2305-000-00-00-51000 TEACHER SALARY SUMMARY	3,244.00	.00	72.73	4,569.27	(1,398.00)	143.10
1000-300-2310-000-00-00-51000 SPECIALIST TEA SALARY SUMMARY	.00	.00	.00	197.89	(197.89)	.00
1000-300-2320-000-00-00-51000 MED/THERAPEUTIC SALARY SUMMARY	12,596,043.00	.00	.00	12,785,766.52	(189,723.52)	101.51
1000-300-2320-000-00-00-52000 SB MEDICAL/THERAPEUTIC SERV SU	64,680.00	.00	.00	48,750.00	15,930.00	75.37
1000-300-2320-000-00-00-52000 DIST MEDICAL/THERAPEUTIC SERV SU	966,895.00	.00	.00	988,195.95	(21,300.95)	102.20
1000-300-2324-000-00-00-51000 TEA LONG TERM SUBSTITUTES - SUMMARY	.00	.00	.00	36,567.00	(36,567.00)	.00
1000-300-2330-000-00-00-51000 TEA SUBSTITUTES - SUMMARY	89,175.00	.00	.00	51,247.00	37,928.00	57.47
1000-300-2330-000-00-00-51000 IIA/PARAPROF SALARY SUMMARY	164,000.00	.00	.00	55,983.42	(55,983.42)	.00
1000-300-2330-000-00-00-52000 IIA/PARAPROF EXPENSES SUMMARY	1,672,016.00	.00	.00	139,037.76	24,942.24	84.79
1000-300-2330-000-00-00-52000 DIST IIA/PARAPROF EXPENSES SUMMA	.00	.00	.00	1,290,003.96	382,012.04	77.15
1000-300-2330-000-00-00-52000 BMS PARAPROF EXPENSES SUMMA	39,975.00	.00	.00	3,453.00	(3,453.00)	.00
1000-300-2340-000-00-00-51000 LIBRARY SALARY SUMMARY	6,500.00	.00	.00	27,693.75	12,281.25	69.28
1000-300-2351-000-00-00-52000 PROFESSIONAL DEVELOPMENT SU	.00	.00	.00	.00	6,500.00	.00
1000-300-2354-000-00-00-51000 PROF DEVELOP SALARY SUMMARY	122,980.00	.00	.00	26,100.00	(26,100.00)	.00
1000-300-2356-000-00-00-52000 PROFESSIONAL DEVELOPMENT SU	2,500.00	.00	.00	113,834.65	9,145.35	92.56
1000-300-2358-000-00-00-52000 OUTSIDE PD EXPENSES SUMMARY	25,000.00	.00	.00	1,708.19	791.81	68.33
1000-300-2410-000-00-00-52000 TEXTBOOK EXPENSE SUMMARY DIPIETRO	89,405.00	.00	.00	.00	25,000.00	.00
1000-300-2410-000-00-00-52000 TEXTBOOK EXPENSE SUMMARY STALL BROOK	31,100.00	.00	.00	85,734.87	1,320.13	98.52
1000-300-2410-000-00-00-52000 TEXTBOOK EXPENSE SUMMARY HS	1,800.00	.00	.00	37,749.00	(6,649.00)	121.38
1000-300-2415-000-00-00-52000 DIP LIBRARY EXPENSES SUMMARY	.00	.00	.00	205.00	1,800.00	.00
1000-300-2415-000-00-00-52000 DIP LIBRARY EXPENSES SUMMARY	500.00	.00	.00	.00	(205.00)	.00
1000-300-2415-000-00-00-52000 DIP LIBRARY EXPENSES SUMMARY	1,550.00	.00	.00	1,403.84	146.16	90.57

Printed 09-Feb-2023 at 16:35:54 by MMACKINNON
Town of Bellingham
Expenditure Summary

1613-GLEXPSTMT.REP

Fiscal Year: 2022 to 2022

Account Number and Description	Appropriation	Appropriation Adjustments	Encumbrances	Expenditures	Remaining Balance	% Used
1000-300-2415-000-05-00-52000 SB LIBRARY EXPENSES SUMMARY	1,210.00	.00	.00	985.99	224.01	81.49
1000-300-2415-000-06-00-52000 HS LIBRARY EXPENSES SUMMARY	7,350.00	.00	.00	8,550.57	(1,200.57)	116.33
1000-300-2415-000-12-00-52000 BMS LIBRARY EXPENSES SUMMARY	2,500.00	.00	.00	2,448.08	51.92	97.92
1000-300-2415-000-03-00-52000 DIP INSTRUCT EQUIP SUMMARY	4,250.00	(300.00)	.00	5,178.21	(928.21)	121.84
1000-300-2420-000-05-00-52000 HS INSTRUCT EQUIP SUMMARY	9,900.00	.00	.00	3,478.89	6,121.11	36.24
1000-300-2420-000-06-00-52000 SB INSTRUCT EQUIP SUMMARY	10,960.00	.00	.00	9,369.01	1,590.99	85.48
1000-300-2420-000-07-00-52000 KMA INSTRUCT EQUIP SUMMARY	16,400.00	.00	.00	5,514.72	(5,514.72)	.00
1000-300-2420-000-08-00-52000 DIST INSTRUCT EQUIP SUMMARY	1,500.00	.00	.00	11,654.06	4,745.94	71.06
1000-300-2420-000-09-00-52000 PREK INSTRUCT EQUIP SUMMARY	8,200.00	.00	.00	865.02	634.98	57.67
1000-300-2420-000-10-00-52000 BMS INSTRUCT EQUIP SUMMARY	7,000.00	.00	.00	4,584.65	3,615.35	55.91
1000-300-2430-000-09-00-52000 DIST GENERAL SUPPLIES SUMMARY	.00	.00	.00	2,295.94	4,704.06	32.80
1000-300-2430-000-10-00-52000 PREK GENERAL SUPPLIES SUMMARY	.00	.00	.00	69.84	(69.84)	.00
1000-300-2440-000-03-00-52000 DIP OTHER INSTRUCT SERVICESUM	1,500.00	.00	.00	760.00	(760.00)	.00
1000-300-2440-000-06-00-52000 HS OTHER INSTRUCT SERVICESUM	1,910.00	.00	.00	70.57	(70.57)	.00
1000-300-2440-000-09-00-52000 SB OTHER INSTRUCT SERVICESUM	2,000.00	.00	.00	3,055.00	(7,145.00)	474.08
1000-300-2440-000-12-00-52000 BMS OTHER INSTRUCT SERVICESUM	3,000.00	.00	.00	.00	2,000.00	.00
1000-300-2451-000-03-00-52000 SB INSTRUCT HARD & SOFTWARE SU	18,650.00	.00	.00	5,412.01	587.99	90.20
1000-300-2451-000-06-00-52000 HS INSTRUCT HARD & SOFTWARE SU	.00	.00	.00	2,964.00	36.00	98.80
1000-300-2451-000-07-00-52000 KMA INSTRUCT HARD & SOFTWARE SU	8,750.00	.00	.00	20,357.84	(1,707.84)	109.16
1000-300-2451-000-08-00-52000 DIST INSTRUCT HARD & SOFTWARE SU	.00	.00	.00	236.99	(1,111.99)	.00
1000-300-2451-000-09-00-52000 PREK INSTRUCT HARD & SOFTWARE SU	.00	.00	.00	323.32	(323.32)	.00
1000-300-2451-000-10-00-52000 BMS INSTRUCT HARD & SOFTWARE SU	.00	.00	.00	13,521.75	(4,771.75)	154.53
1000-300-2451-000-12-00-52000 OTHER INSTR HARDWARE-SUMMARY	800.00	.00	.00	9,430.06	(8,630.06)	1,178.7
1000-300-2455-000-03-00-52000 SB INSTRUCT HARD & SOFTWARE SU	4,980.00	.00	.00	5,490.84	(510.84)	110.26
1000-300-2455-000-06-00-52000 HS INSTRUCT HARD & SOFTWARE SU	34,950.00	.00	.00	3,217.84	2,582.16	55.48
1000-300-2455-000-09-00-52000 PREK INSTRUCT HARD & SOFTWARE SU	31,270.00	.00	.00	36,959.92	(8,847.62)	125.61
1000-300-2455-000-10-00-52000 BMS INSTRUCT HARD & SOFTWARE SU	2,400.00	.00	.00	735.12	(735.12)	.00
1000-300-2455-000-12-00-52000 DIST INSTRUCT HARD & SOFTWARE SU	925,522.00	.00	.00	36,150.00	(6,080.00)	119.44
1000-300-2455-000-05-00-52000 KMA TESTING/ASSESSMENTS SUMMARY	15,955.00	.00	.00	.00	2,400.00	.00
1000-300-2710-000-06-00-52000 HS GUID/COUNSELING EXPENSES	1,625.00	.00	.00	19,567.02	2,247.98	89.70
1000-300-2710-000-07-00-52000 KMA GUID/COUNSELING EXPENSES	2,904.00	.00	.00	957,137.26	(31,615.26)	103.42
1000-300-2710-000-12-00-52000 BMS GUID/COUNSELING EXPENSES	2,304.00	.00	.00	7,569.20	(2,069.20)	137.62
1000-300-2720-000-03-00-52000 DIP TESTING/ASSESSMENTS SUMMARY	.00	.00	.00	21,393.28	(220.99)	.00
1000-300-2720-000-05-00-52000 HS TESTING/ASSESSMENTS SUMMARY	15,955.00	.00	.00	.00	701.24	56.85
1000-300-2720-000-06-00-52000 KMA TESTING/ASSESSMENTS SUMMARY	7,740.00	.00	.00	228,415.63	2,904.00	.00
1000-300-2720-000-07-00-52000 DIST TESTING/ASSESSMENTS SUMMARY	371,661.00	.00	.00	58,000.00	(2,085.00)	.00
1000-300-2720-000-08-00-52000 PREK TESTING/ASSESSMENTS SUMMARY	58,000.00	.00	.00	295,491.75	52,468.25	84.92
1000-300-2720-000-09-00-52000 BMS TESTING/ASSESSMENTS SUMMARY	347,960.00	.00	.00	2,085.00	(2,085.00)	.00
1000-300-2800-000-00-00-51000 PSYCHOLOGICAL SALARIES SUMMARY	.00	.00	.00	620.10	309.90	66.68
1000-300-2800-000-09-00-52000 DIST PSYCHOLOGICAL SALARIES SUMMARY	930.00	.00	.00	740.12	(14.12)	101.95
1000-300-3200-000-00-00-52000 NURSES EXPENSES SUMMARY	726.00	.00	.00	.00	1,620.61	15.81
1000-300-3200-000-03-00-52000 DIP NURSES EXPENSES SUMMARY	1,925.00	.00	.00	304.39	(122.98)	.00
1000-300-3200-000-05-00-52000 HS NURSES EXPENSES SUMMARY	.00	.00	.00	122.98	85,659.70	38.96
1000-300-3200-000-06-00-52000 KMA NURSES EXPENSES SUMMARY	140,327.00	.00	.00	48,304.00	489.68	51.03
1000-300-3200-000-07-00-52000 DIST NURSES EXPENSES SUMMARY	1,000.00	.00	.00	6,363.30	510.32	3.02
1000-300-3200-000-09-00-52000 PREK NURSES EXPENSES SUMMARY	86,074.00	.00	.00	.00	83,473.32	
1000-300-3200-000-12-00-52000 BMS TRANS SALARY SUMMARY				2,600.68		

Town of Bellingham
Expenditure Summary

Fiscal Year: 2022 to 2022

Account Number and Description	Appropriation	Appropriation Adjustments	Encumbrances	Expenditures	Remaining Balance	% Used
1000-300-3300-000-00-00-52000 TRANS EXPENSES SUMMARY	12,686.00	.00	.00	(3,292.16)	15,978.16	(25.95)
1000-300-3400-000-00-00-52000 CAFETERIA EXPENSES SUMMARY	.00	.00	.00	4,872.97	(4,872.97)	.00
1000-300-3510-000-00-00-51000 ATHLETIC SALARIES SUMMARY	367,940.00	.00	.00	365,370.56	2,569.44	99.30
1000-300-3510-000-06-00-52000 HS ATHLETIC SERVICES SUMMARY	201,549.00	.00	1,705.00	236,772.15	(36,928.15)	118.32
1000-300-3520-000-00-00-51000 BMS ATHLETIC SERVICES SUMMARY	5,010.00	.00	.00	5,010.00	.00	100.00
1000-300-3520-000-06-00-52000 ADVISOR SALARIES	76,000.00	.00	.00	44,367.00	31,633.00	58.38
1000-300-4110-000-00-00-51000 HS ADVISOR EXPENSES	.00	.00	.00	226.00	(226.00)	.00
1000-300-4110-000-03-00-52000 CUSTODIAN SALARIES SUMMARY	1,043,647.00	.00	.00	1,198,844.51	(155,197.51)	114.87
1000-300-4110-000-05-00-52000 DIP CUSTODIAN EXPENSES SUMMARY	10,560.00	.00	.00	8,370.09	2,189.91	79.26
1000-300-4110-000-06-00-52000 SB CUSTODIAN EXPENSES SUMMARY	10,560.00	.00	.00	6,249.56	4,310.44	59.18
1000-300-4110-000-07-00-52000 KMA CUSTODIAN EXPENSES SUMMARY	15,840.00	.00	.00	16,384.84	(544.84)	103.44
1000-300-4110-000-08-00-52000 DIST CUSTODIAN EXPENSES SUMMARY	.00	.00	.00	236.89	(236.89)	.00
1000-300-4110-000-12-00-52000 BMS CUSTODIAN EXPENSES SUMMARY	5,250.00	.00	.00	682.37	4,567.63	13.00
1000-300-4110-000-14-00-52000 ANNEX CUSTODIAN EXPENSES SUMMARY	17,600.00	.00	.00	9,875.80	7,724.20	56.11
1000-300-4120-000-00-00-52000 FUEL EXPENSES SUMMARY	3,080.00	.00	.00	2,995.65	84.35	97.26
1000-300-4130-000-00-00-52000 UTILITIES EXPENSES SUMMARY	275,947.00	.00	7,048.04	351,182.47	(82,283.51)	129.82
1000-300-4210-000-03-00-52000 DIP GROUNDS MAINT EXPENSES SUMM	502,480.00	.00	6,864.99	433,286.99	62,328.02	87.60
1000-300-4210-000-05-00-52000 SB GROUNDS MAINT EXPENSES SUMM	4,500.00	.00	1,584.00	223.46	2,692.54	40.17
1000-300-4210-000-06-00-52000 HS GROUNDS MAINT EXPENSES SUMM	4,500.00	.00	704.00	13,785.90	(9,989.90)	322.00
1000-300-4210-000-12-00-52000 BMS GROUNDS MAINT EXPENSES SUMM	25,000.00	.00	.00	17,770.82	7,229.18	71.08
1000-300-4210-000-14-00-52000 ANNEX GROUNDS MAINT EXPENSES SUMM	8,000.00	.00	.00	74.97	7,925.03	.94
1000-300-4220-000-03-00-52000 DIP BLDG MAINT EXPENSES SUMMARY	1,000.00	.00	.00	34.43	965.57	3.44
1000-300-4220-000-05-00-52000 SB BLDG MAINT EXPENSES SUMMARY	16,920.00	.00	.00	42,884.38	(25,964.38)	253.45
1000-300-4220-000-06-00-52000 HS BLDG MAINT EXPENSES SUMMARY	16,920.00	.00	672.49	46,791.56	(30,544.05)	280.52
1000-300-4220-000-07-00-52000 KMA BLDG MAINT EXPENSES SUMMARY	54,840.00	.00	1,570.49	62,403.51	(9,134.00)	116.66
1000-300-4220-000-09-00-52000 DIST BLDG MAINT EXPENSES SUMMARY	.00	.00	.00	2,533.94	(2,533.94)	.00
1000-300-4220-000-10-00-52000 PREK BLDG MAINT EXPENSES SUMMARY	12,000.00	.00	.00	21,587.00	(9,587.00)	239.27
1000-300-4220-000-12-00-52000 BMS BLDG MAINT EXPENSES SUMMARY	2,500.00	.00	7,125.00	.00	2,500.00	.00
1000-300-4220-000-14-00-52000 ANNEX BLDG MAINT EXPENSES SUMMARY	26,360.00	.00	.00	57,654.67	(31,967.16)	221.27
1000-300-4221-000-00-00-52000 BUILDING MAINT ANNUALS-SUMMARY	4,260.00	.00	672.49	1,182.09	3,077.91	27.75
1000-300-4225-000-00-00-52000 BLDG SECURITY SYSTEM SUMMARY	362,985.00	.00	.00	416,391.97	(56,896.49)	115.68
1000-300-4230-000-03-00-52000 DIP EQUIP MAINT EXPENSES SUMMAR	.00	.00	3,489.52	22,316.00	(27,316.00)	.00
1000-300-4230-000-05-00-52000 SB EQUIP MAINT EXPENSES SUMMAR	16,135.00	.00	5,000.00	11,311.71	4,823.29	70.11
1000-300-4230-000-06-00-52000 HS EQUIP MAINT EXPENSES SUMMAR	11,235.00	.00	.00	4,893.57	6,641.43	42.42
1000-300-4230-000-07-00-52000 KMA EQUIP MAINT EXPENSES SUMMAR	26,750.00	300.00	.00	13,515.18	13,234.82	50.52
1000-300-4230-000-09-00-52000 DIST EQUIP MAINT EXPENSES SUMMAR	.00	.00	.00	80.00	(709.90)	.00
1000-300-4230-000-10-00-52000 PREK EQUIP MAINT EXPENSES SUMMAR	.00	.00	.00	709.90	(709.90)	.00
1000-300-4230-000-12-00-52000 BMS EQUIP MAINT EXPENSES SUMMAR	400.00	.00	.00	80.00	(80.00)	.00
1000-300-4230-000-14-00-52000 ANNEX EQUIP MAINT EXPENSES SUMMAR	30,100.00	.00	.00	64.00	336.00	16.00
1000-300-4230-000-16-00-52000 NETWORK/TELECOM-SALARIES	2,000.00	.00	3,150.00	12,559.98	(14,390.02)	52.19
1000-300-4400-000-00-00-51000 NETWORK/TELECOM SUMMARY	187,299.00	.00	.00	140.00	1,860.00	7.00
1000-300-4450-000-00-00-51000 TECH MAINI SALARY SUMMARY	12,150.00	.00	.00	189,666.58	(2,367.58)	101.26
1000-300-4450-000-00-00-52000 TECH MAINT SUMMARY	7,000.00	.00	.00	17,390.75	(5,240.75)	143.13
1000-300-5100-000-00-00-51000 TEA RETIRE INCENT SUMMARY	.00	.00	.00	4,875.00	2,125.00	69.64
1000-300-5150-000-00-00-51000 EMPLOYEE SEPARATION COSTS SUMMARY	5,200.00	.00	.00	3,031.08	(3,031.08)	.00
1000-300-6300-000-00-00-52000 EXPENSES SUMMARY	60,000.00	.00	.00	4,000.00	1,200.00	76.92
1000-300-9100-000-00-00-52000 MASS PUBLIC TUITIONS SUMMARY	700.00	.00	.00	63,826.60	(3,826.60)	106.38
1000-300-9200-000-00-00-52000 OTHER STATE TUITION SUMMARY	421,809.00	.00	.00	85.16	614.84	12.17
1000-300-9300-000-00-00-52000 MASS PRIVATE TUITIONS SUMMARY	75,794.00	.00	.00	420,014.00	1,795.00	99.57
1000-300-9400-000-00-00-52000 MASS COLLABORATIVE TUITIONS SUMMARY	978,574.00	(238,000.00)	.00	67,483.05	8,310.95	89.04
	733,117.00	.00	13,478.92	502,917.12	224,177.96	69.73
			8,759.70	831,820.30	(107,263.00)	114.63

Fiscal Year: 2022 to 2022					
Account Number and Description	Appropriation	Appropriation Adjustments	Encumbrances	Expenditures	Remaining Balance % Used
Total 300 SCHOOL DEPARTMENT	27,878,917.00	.00	136,542.27	27,742,374.73	.00 100.00
301 SCHOOL PRIOR YEAR EXPENSES	.00	272,853.39	.00	162,634.84	110,218.55 59.61
Total 301 SCHOOL PRIOR YEAR EXPENSES	.00	272,853.39	.00	162,634.84	110,218.55 59.61
302 BLACKSTONE VALLEY VOCATIONAL	1,014,129.00	.00	.00	1,014,129.00	.00 100.00
1000-302-0000-003-00-00-52000 EXPENSES	1,014,129.00	.00	.00	1,014,129.00	.00 100.00
Total 302 BLACKSTONE VALLEY VOCATIONAL	3,081,955.00	.00	6,301.68	2,977,328.35	98,324.97 96.81
303 SCHOOL TRANSPORTATION	3,081,955.00	.00	6,301.68	2,977,328.35	98,324.97 96.81
1000-303-3300-000-00-00-52000 TRANSPORTATION EXPENSES SUMMARY	3,081,955.00	.00	6,301.68	2,977,328.35	98,324.97 96.81
Total 303 SCHOOL TRANSPORTATION	3,081,955.00	.00	6,301.68	2,977,328.35	98,324.97 96.81
422 HIGHWAY CONSTRUCTION/MAINT	263,377.00	.00	.00	227,445.31	35,931.69 86.36
1000-422-0000-004-00-00-51000 SALARIES	263,377.00	.00	.00	227,445.31	35,931.69 86.36
1000-422-0000-004-00-00-52000 EXPENSES	935,132.00	2,500.00	1,493.26	842,352.24	93,786.50 90.00
1000-422-0000-004-00-00-52000 EXPENSES	935,132.00	2,500.00	1,493.26	842,352.24	93,786.50 90.00
Total 422 HIGHWAY CONSTRUCTION/MAINT	1,198,509.00	2,500.00	1,493.26	1,069,797.55	129,718.19 89.20
423 SNOW AND ICE REMOVAL	39,200.00	79,091.00	.00	89,208.60	29,082.40 75.42
1000-423-0000-004-00-00-51000 SALARIES	39,200.00	79,091.00	.00	89,208.60	29,082.40 75.42
1000-423-0000-004-00-00-52000 EXPENSES	220,800.00	404,100.00	15,985.00	563,264.51	45,650.49 92.70
1000-423-0000-004-00-00-52000 EXPENSES	220,800.00	404,100.00	15,985.00	563,264.51	45,650.49 92.70
Total 423 SNOW AND ICE REMOVAL	260,000.00	483,191.00	15,985.00	652,473.11	74,732.89 89.94
424 STREET LIGHTING	155,000.00	9,500.00	.00	152,670.80	11,829.20 92.81
1000-424-0000-004-00-00-52000 EXPENSES	155,000.00	9,500.00	.00	152,670.80	11,829.20 92.81
Total 424 STREET LIGHTING	155,000.00	9,500.00	.00	152,670.80	11,829.20 92.81
425 GAS AND OIL	168,006.00	70,000.00	.00	224,292.97	13,713.03 94.24
1000-425-0000-004-00-00-52000 EXPENSES	168,006.00	70,000.00	.00	224,292.97	13,713.03 94.24
Total 425 GAS AND OIL	168,006.00	70,000.00	.00	224,292.97	13,713.03 94.24
491 CEMETERY DEPARTMENT	4,800.00	.00	.00	3,600.00	1,200.00 75.00
1000-491-0000-000-00-00-51180 ELECTED/APPOINTED BOARD	4,800.00	.00	.00	3,600.00	1,200.00 75.00
1000-491-0000-004-00-00-52000 EXPENSES	4,201.00	.00	.00	4,197.48	3.52 99.92
1000-491-0000-004-00-00-52000 EXPENSES	4,201.00	.00	.00	4,197.48	3.52 99.92
Total 491 CEMETERY DEPARTMENT	9,001.00	.00	.00	7,797.48	1,203.52 86.63
510 BOARD OF HEALTH	6,000.00	.00	.00	6,000.00	.00 100.00
1000-510-0000-000-00-00-51180 ELECTED/APPOINTED BOARD	6,000.00	.00	.00	6,000.00	.00 100.00
1000-510-0000-005-00-00-51000 SALARIES	125,965.00	1,600.00	.00	126,746.01	818.99 99.36
1000-510-0000-005-00-00-52000 EXPENSES	125,965.00	1,600.00	.00	126,746.01	818.99 99.36
1000-510-0000-005-00-00-52000 EXPENSES	16,828.00	(1,600.00)	.00	2,904.03	12,323.97 19.07

Town of Bellingham
Expenditure Summary

Fiscal Year: 2022 to 2022

Account Number and Description	Appropriation	Appropriation Adjustments	Encumbrances	Expenditures	Remaining Balance	% Used
Total 510 BOARD OF HEALTH	148,793.00	.00	.00	135,650.04	13,142.96	91.17
541 COUNCIL ON AGING						
1000-541-0000-005-00-00-51000 SALARIES	186,909.00	(18,850.00)	.00	153,346.09	14,712.91	91.25
1000-541-0000-005-00-00-52000 EXPENSES	43,821.00	.00	.00	38,291.99	5,529.01	87.38
Total 541 COUNCIL ON AGING	230,730.00	(18,850.00)	.00	191,638.08	20,241.92	90.45
543 VETERANS SERVICES						
1000-543-0000-005-00-00-51000 SALARIES	9,200.00	.00	.00	8,499.96	700.04	92.39
1000-543-0000-005-00-00-52000 EXPENSES	112,100.00	(26,825.00)	.00	69,373.81	16,101.19	81.16
Total 543 VETERANS SERVICES	121,300.00	(26,825.00)	.00	77,873.77	16,801.23	82.25
610 LIBRARY						
1000-610-0000-000-00-00-51180 APPOINTED/ELECTED SALARIES	600.00	30.00	.00	500.00	130.00	79.37
1000-610-0000-006-00-00-51000 SALARIES	409,640.00	.00	.00	408,035.73	1,604.27	99.61
1000-610-0000-006-00-00-52000 EXPENSES	156,540.00	.00	.00	156,531.06	8.94	99.99
Total 610 LIBRARY	566,780.00	30.00	.00	565,066.79	1,743.21	99.69
630 PARKS AND RECREATION						
1000-630-0000-000-00-00-51180 APPOINTED SALARIES	3,050.00	.00	.00	2,050.00	1,000.00	67.21
1000-630-0000-006-00-00-51000 SALARIES	68,850.00	500.00	.00	69,333.03	16.97	99.98
1000-630-0000-006-00-00-52000 EXPENSES	69,100.00	.00	.00	68,325.82	774.18	98.88
Total 630 PARKS AND RECREATION	141,000.00	500.00	.00	139,708.85	1,791.15	98.73
632 TOWN COMMON						
1000-632-0000-006-00-00-51000 SALARIES, GENERAL FUND	6,000.00	(3,000.00)	.00	652.00	2,348.00	21.73
1000-632-0000-006-00-00-52000 EXPENSES, GENERAL FUND	9,000.00	3,000.00	.00	11,022.66	977.34	91.86
Total 632 TOWN COMMON	15,000.00	.00	.00	11,674.66	3,325.34	77.83
650 HISTORICAL COMMISSION						
1000-650-0000-006-00-00-52000 EXPENSES	6,000.00	.00	.00	5,999.36	.64	99.99
Total 650 HISTORICAL COMMISSION	6,000.00	.00	.00	5,999.36	.64	99.99
651 CULTURAL COUNCIL						
1000-651-0000-006-00-00-51000 SALARIES	7,500.00	1,875.00	.00	9,375.00	.00	100.00
Total 651 CULTURAL COUNCIL	7,500.00	1,875.00	.00	9,375.00	.00	100.00
660 MEMORIAL DAY/VETERANS						
1000-660-0000-006-00-00-52000 EXPENSES	15,000.00	.00	.00	14,457.60	542.40	96.38
Total 660 MEMORIAL DAY/VETERANS	15,000.00	.00	.00	14,457.60	542.40	96.38

1613-GLXFSUMRPT.REP Printed 09-Feb-2023 at 16:35:54 by MWACKINNON
Town of Bellingham
Expenditure Summary

Fiscal Year: 2022 to 2022

Account Number and Description	Appropriation	Appropriation Adjustments	Encumbrances	Expenditures	Remaining Balance	% Used
750 DEBT SERVICE - PRINC & INT PAYMENTS	3,608,884.00	(71,581.13)	.00	3,411,848.17	125,454.70	96.45
1000-750-0000-007-00-00-59100 PRINCIPAL	859,730.00	71,581.13	.00	931,308.63	2.50	100.00
1000-750-0000-007-00-00-59200 INTEREST	35,001.00	.00	.00	21,311.98	13,689.02	60.89
1000-750-0000-007-00-00-59600 BAN INTEREST & ISSUE COSTS, GENERAL FUND	4,503,615.00	.00	.00	4,364,468.78	139,146.22	96.91
Total 750 DEBT SERVICE - PRINC & INT PAYMENTS	54,442,551.00	772,853.39	160,322.21	53,864,339.62	1,190,742.56	97.84
Total 1000 GENERAL FUND	54,442,551.00	772,853.39	160,322.21	53,864,339.62	1,190,742.56	97.84
Total GENERAL	62,256,409.00	1,121,641.39	160,622.21	60,856,498.65	2,360,929.53	96.28

Accounts : 1,258

**** Grand Total ****

Selection Legend

Account Type: E
FY: 2022 to 2022
Department: 000 to 750
Fund: 0100 to 1000
Account Sub Type: CP
Fund Type:

SPECIAL REVENUE FUNDS

This report includes all Special Revenue Funds maintained by the Town during the fiscal year. These fund types include grants, gifts, revolving, trust, and agency funds and typically follow this numbering schema:

Funds 2000 – 2999	Grant Funds, School
Funds 3000 – 3999	Capital Projects
Funds 4000 – 4999	Grant Funds, Town
Funds 5000 – 6999	Revolving and Gift Funds
Funds 7000 – 7999	Trust Funds
Funds 8000 – 8999	Agency Funds

Page 1 of 1
2023-2024
Special Revenue Funds
Page 1 of 1

48-GLSPCEVRPT.REP

Printed 09-Feb-2023 at 17:20:09 by MMACKINNON
Town of Bellingham
Special Revenue

Fiscal Year: 2022 to 2022

Account Description	Beginning Balance	Fund Balance Transactions	Revenue	Expenditure	Sub-Total	Encumbrance	Remaining Balance
2020 SCHOOL LUNCH PROGRAM	-487,399.70	-454,866.71	-50,794.03				
2020-000-0000-00-00-35900 UNDES FUND BALANCE, SCHO			-1,216,902.42				
2020-000-0000-00-00-42920 SCHOOL LUNCH, CAFETERIA				263,587.34			
2020-000-0000-00-00-43100 FED REV PASS THRU STATE				32,824.18			
2020-000-0000-00-00-51130 CAFETERIA UNION WORKERS				14,163.75			
2020-000-0000-00-00-51130 CAFETERIA NON-UNION WORK				61,239.58			
2020-000-0000-00-00-51140 CAFETERIA SUBSTITUTES				6,565.55			
2020-000-0000-00-00-51192 CAFETERIA DIRECTOR				288.23			
2020-000-0000-00-00-51210 FOOD SERVICE WAGES				83.69			
2020-000-0000-00-00-51500 CAFETERIA OVERTIME WAGES				19,116.14			
2020-000-0000-00-00-51500 CAFETERIA WORKER UNIFORM				24,454.17			
2020-000-0000-00-00-52210 LUNCH VEHICLE MAINTENANC				296,556.77			
2020-000-0000-00-00-52240 EQUIPMENT MAINTENANCE-LU				34,025.82			
2020-000-0000-00-00-54161 NON PROGRAM FOOD - LUNCH				321.43			
2020-000-0000-00-00-54161 FOOD PURCHASES-LUNCH PRO				40.00			
2020-000-0000-00-00-54161 PAPER SUPPLY-LUNCH PROGR				36.97			
2020-000-0000-00-00-54161 MEALS SALES TAX-LUNCH PR							
2020-000-0000-00-00-52520 MILEAGE REIMS/TRAVEL							
2020-000-0000-00-00-54161 PROMOTIONS							
2020-000-0000-00-00-54161 COMPUTER SUPPLIES-LUNCH				2,370.28			
2020-000-0000-00-00-54161 CLEANING SUPPLIES-LUNCH				11,212.67			
2020-000-0000-00-00-54161 REPLACEMENT EQUIPM				9,995.12			
2020-000-0000-00-00-54240 NEW & REPLACEMENTS-LUN							
2020-000-0000-00-00-52500 DUES & SUBSCRIPTIONS							
Total 2020 SCHOOL LUNCH PROGRAM	-487,399.70	-454,866.71	-1,267,696.45	776,861.69	-942,266.41		-942,266.41
2040 SCHOOL CHOICE	-391,817.19	137,267.49	-347,396.00	484,663.49			
2040-000-0000-00-00-35900 UNDES FUND BALANCE, SCHO							
2040-000-0000-00-00-43209 SCHOOL CHOICE TUITION							
2040-000-2305-401-06-00-51260 HS TEA SALARIES				484,663.49			
Total 2040 SCHOOL CHOICE	-391,817.19	137,267.49	-347,396.00	484,663.49	-254,549.70		-254,549.70
2060 SPED EARLY CHILD GRANT	51.42	80.03	-36,952.00				
2060-000-0000-00-00-35900 UNDES FUND BALANCE, SPED							
2060-000-0000-00-00-43100 FED REV PASS THRU STATE							
2060-000-0000-00-00-51400 SUPPORT STAFF FUNDS TO B							
2060-000-0000-00-00-52400 CONTRACT FUNDS TO BE SPEN							
2060-000-0000-00-00-54160 SUPPLY FUNDS TO BE SPEN							
2060-000-0000-00-00-54160 SUPPORT STAFF STIPENDS T							
2060-000-0000-00-00-54160 STIPEND FUNDS TO BE SPEN							
2060-000-0000-00-00-54160 YEAR 2 SUPPLIES TO BE SP							
2060-000-2330-423-10-00-51400 SPED INSTRUCTIONAL AIDE							
2060-000-2330-423-10-00-51400 SPED INSTRUCTIONAL AIDE							
2060-000-2410-425-10-00-54160 INSTRUCTIONAL MAT-BECP							
2060-000-2410-425-10-00-54160 INSTRUCTIONAL SUPPLIES							
Total 2060 SPED EARLY CHILD GRANT	51.42	80.03	-36,952.00	36,882.03	131.45		131.45

Total 2060 SPED EARLY CHILD GRANT

Account Description	Beginning Balance	Fund Balance Transactions	Revenue	Expenditure	Sub-Total	Encumbrance	Remaining Balance
2070 BIG YELLOW SCH BUS (MA CULT CNCL GRNTS)							
2070-000-0000-000-00-00-35900 UNDES FUND BALANCE, BIG							
2070-000-0000-400-00-00-52090 FIELD TRIP FUNDS TO BE S	-399.40	240.00			-159.40		-159.40
2070-000-2430-405-12-00-54160 ART SUPPLIES - BMS (KILN							
Total 2070 BIG YELLOW SCH BUS (MA CULT CNCL GRNTS)	-399.40	240.00		240.00	-159.40		-159.40
2090 CIRCUIT BREAKER FUND							
2090-000-0000-000-00-00-35900 UNDES FUND BALANCE, CIRC							
2090-000-0000-000-00-00-43300 OTHER STATE REVENUE	-904,656.00	162,541.14			-742,114.86		-742,114.86
2090-000-9300-000-09-00-52400 MASS NON-PUBLIC SPED TUI			-742,115.00				
2090-000-9400-000-09-00-52400 MA SPED COLLAB TUITIONS				570,526.54			
Total 2090 CIRCUIT BREAKER FUND	-904,656.00	162,541.14	-742,115.00	334,129.60	-742,114.86		-742,114.86
2095 SPED RESERVE C.40 S.13E							
2095-000-0000-000-00-00-35900 UNDESIGNATED FUND BALANC	-475,000.00	-6,319.11			-481,319.11		-481,319.11
2095-000-0000-000-00-00-45001 EARNINGS ON INVESTMENT,							
Total 2095 SPED RESERVE C.40 S.13E	-475,000.00	-6,319.11	-6,319.11		-481,319.11		-481,319.11
2100 SPED 94-142 ALLOC							
2100-000-0000-000-00-00-35900 UNDES FUND BALANCE, SPED							
2100-000-0000-800-00-00-43100 FED REV PASS THRU STATE	-38,082.81	18,214.48			-19,868.33		-19,868.33
2100-000-0000-000-00-38-54160 SUPPLY FUNDS TO BE SPENT							
2100-000-0000-400-00-00-51260 TEACHER FUNDS TO BE SPEN			-681,224.00				
2100-000-0000-400-00-00-51400 AIDES FUNDS TO BE SPENT							
2100-000-0000-400-00-00-51480 AIDES FUNDS TO BE SPENT							
2100-000-0000-400-00-00-52400 CONTRACT. FUNDS TO BE SPE							
2100-000-0000-400-00-00-52500 DUES/MEMBERSHIP FUNDS TO							
2100-000-0000-400-00-00-52520 TRAVEL FUNDS TO BE SPENT							
2100-000-0000-400-00-00-54160 SUPPLY FUNDS TO BE SPENT							
2100-000-0000-400-00-38-51400 AIDES FUNDS TO BE SPENT							
2100-000-0000-400-00-38-52400 CONTRACTED SERVICES TO B							
2100-000-0000-400-00-38-52520 TRAVEL FUNDS YEAR 2 TO B							
2100-000-0000-400-00-38-54160 SUPPLIES YEAR 2 - TO BE							
2100-000-2120-422-05-00-51400 SPED CLERICAL SALARY-STA							
2100-000-2120-422-07-00-51400 SPED CLERICAL SALARY - K							
2100-000-2305-401-03-00-51480 240 TEACHER STIPENDS - Y							
2100-000-2305-401-05-00-51480 240 TEACHER STIPENDS - D							
2100-000-2305-401-06-00-51480 240 TEACHER STIPENDS - S							
2100-000-2305-401-12-00-51480 240 TEACHER STIPENDS - H							
2100-000-2320-424-09-38-52400 MED/THERAPEUTIC CONT SER							
2100-000-2320-426-09-38-52520 BCBA TRAVEL - YEAR 2							
2100-000-2330-423-03-00-51400 SPED TEA AIDES-SOUTH							
2100-000-2330-423-03-00-51401 ABA TECH - SOUTH							
2100-000-2330-423-05-00-51400 SPED TEA AIDES-STALL							
2100-000-2330-423-05-00-51401 ABA TECH - STALL							
				14,625.86			
				16,294.13			
				3,900.00			
				511.50			
				577.50			
				627.00			
				445.50			
				7,777.00			
				160.00			
				102,170.94			
				43,761.86			
				280.00			

Printed 09-Feb-2023 at 17:20:09 by MMACKINNON
Town of Bellingham
Special Revenue

1648-GLSPCREVPT.REP

Fiscal Year: 2022 to 2022

Account Description	Beginning Balance	Fund Balance Transactions	Revenue	Expenditure	Sub-Total	Encumbrance	Remaining Balance
2100-000-2330-423-06-00-51400 SPER TEA AIDES-HS				43,713.13			
2100-000-2330-423-06-00-51401 ABA TECH - BHS				179,281.09			
2100-000-2330-423-07-00-51400 SPED TEA AIDES-KMA				130.55			
2100-000-2330-423-10-00-51400 TEACHER AIDES/SUBS-BECP				1,679.00			
2100-000-2330-423-12-00-51400 SPED TEA AIDES-MIDDLE				1,000.00			
2100-000-2330-423-12-00-51401 ABA TECHS - MIDDLE				2,127.50			
2100-000-2330-423-12-00-51401 ABA TECHS - MIDDLE				495.00			
2100-000-2336-406-09-38-52500 DUES/MEMBERSHIPS-DISTRICT				5,618.52			
2100-000-2336-424-03-00-52520 240 SPED PROF DEV FEES-D				2,975.00			
2100-000-2336-424-03-38-52520 240 SPED PROF DEV FEES-S				1,205.00			
2100-000-2336-424-05-00-52520 240 SPED PROF DEV FEES-S				963.75			
2100-000-2336-424-05-38-52520 240 SPED PROF DEV FEES-B				437.00			
2100-000-2336-424-06-38-52520 240 SPED PROF DEV FEES-D				632.00			
2100-000-2336-424-09-00-52520 240 SPED PROF DEV FEES-B				1,764.00			
2100-000-2336-424-09-38-52520 TRAVEL - DISTRICT YEAR 2				1,000.00			
2100-000-2336-424-12-00-52520 240 SPED PROF DEV FEES-B				12,625.12			
2100-000-2336-424-12-38-52520 240 SPED PROF DEV FEES-D				10,111.44			
2100-000-2336-424-12-38-52520 240 SPED PROF DEV FEES-DIST				7,555.95			
2100-000-2336-424-09-00-52400 PD FEES CONSULTANTS-DIST				45.99			
2100-000-2336-424-09-38-52400 PD FEES CONSULTANTS-DIST				11,818.55			
2100-000-2336-424-03-38-54160 240 SPED INSTRUCTIONAL S				16,243.90			
2100-000-2410-425-05-38-54160 240 SPED INSTRUCTIONAL S				2,419.43			
2100-000-2410-425-06-38-54160 240 SPED INSTRUCTIONAL S							
2100-000-2410-425-09-00-54160 240 SPED INSTRUCTIONAL S				379.98			
2100-000-2410-425-09-38-54160 240 SPED INSTRUCTIONAL S				38.98			
2100-000-2410-425-12-38-54160 240 SPED INSTRUCTIONAL EQUIPM				247.10			
2100-000-2420-406-06-38-52610 240 INSTRUCTIONAL EQUIPM				461.60			
2100-000-2430-425-05-00-54160 240 GEN'L SPED SUPPLIES				445.50			
2100-000-2430-425-06-00-54160 240 GEN'L SPED SUPPLIES-				4,020.00			
2100-000-2430-425-09-00-54160 240 GEN'L SPED SUPPLIES-							
2100-000-2430-425-09-38-54160 240 GEN'L SPED SUPPLIES - BMS				6,176.48			
2100-000-2430-425-12-00-54160 240 GEN'L SUPPLIES - BMS				177.24			
2100-000-2430-425-12-00-54160 240 OTHER INSTRUCTIONAL SERV							
2100-000-2440-424-09-00-52400 OTHER INSTRUCTIONAL SERV							
2100-000-2451-425-03-00-54160 240 SPED INSTRUCTIONAL H							
2100-000-2451-425-03-38-54160 240 SPED INSTRUCTIONAL H							
2100-000-2451-425-06-00-54160 240 SPED INSTRUCTIONAL T							
2100-000-2451-425-06-00-54160 240 SPED INSTRUCTIONAL T							
2100-000-2451-425-09-00-54160 240 SPED INSTRUCTIONAL T							
2100-000-2451-425-12-00-54160 240 SPED INSTRUCTIONAL T							
2100-000-2451-425-12-00-54160 240 SPED INSTRUCTIONAL T							
Total 2100 SPED 94-142 ALLOC	-38,082.81	18,214.48	-681,224.00	698,144.46	-19,868.33	-19,868.33	-19,868.33
2290 SPED COLLABORATIVE, ALT HIGH	-1,094.28	1,094.28					
2290-000-0000-000-00-00-32113 F/B RES FOR PY ENCUMB, S	-741,842.49	163,656.60	-520,237.04				
2290-000-0000-000-00-00-35900 UNDES FUND BALANCE, SPED							
2290-000-0000-000-00-00-42410 TUITION, SPED COLLABORAT							
2290-000-0000-000-00-00-51260 TEAM CHAIR - KMA							
2290-000-2120-421-07-00-51260 PRIN OFFICE SUPPLIES-KMA							
2290-000-2210-421-07-00-51210 PROGRAM DIRECTOR-KMA							
2290-000-2210-422-07-00-51230 CLERK SALARY-KMA							
2290-000-2250-405-07-00-54085 NON INSTRUCT TECH EQUIP							
2290-000-2305-401-07-00-51260 REG ED TEACHERS-KMA							
Total 2100 SPED 94-142 ALLOC	-1,094.28	1,094.28	-578,185.89				
2290 SPED COLLABORATIVE, ALT HIGH							
2290-000-0000-000-00-00-32113 F/B RES FOR PY ENCUMB, S							
2290-000-0000-000-00-00-35900 UNDES FUND BALANCE, SPED							
2290-000-0000-000-00-00-42410 TUITION, SPED COLLABORAT							
2290-000-0000-000-00-00-51260 TEAM CHAIR - KMA							
2290-000-2120-421-07-00-51260 PRIN OFFICE SUPPLIES-KMA							
2290-000-2210-421-07-00-51210 PROGRAM DIRECTOR-KMA							
2290-000-2210-422-07-00-51230 CLERK SALARY-KMA							
2290-000-2250-405-07-00-54085 NON INSTRUCT TECH EQUIP							
2290-000-2305-401-07-00-51260 REG ED TEACHERS-KMA							

Town of Bellingham
Special Revenue

Fiscal Year: 2022 to 2022

Account Description	Beginning Balance	Fund Balance Transactions	Revenue	Expenditure	Sub-Total	Encumbrance	Remaining Balance
2290-000-2305-421-07-00-51260 SPED TEA SALARIES - KMA				25,756.56			
2290-000-2310-421-07-00-51260 SPED RESOURCE TEA - KMA				82,403.00			
2290-000-2320-421-07-00-51260 PHYSICAL THERAPIST - KMA				634.80			
2290-000-2330-124-07-00-51401 ASR SALARY - KMA				26,780.12			
2290-000-2420-425-07-00-54160 INSTRUCTIONAL EQUIP - RM				21.33			
2290-000-2430-405-07-00-54160 GENERAL SUPPLIES - KMA				1,927.74			
2290-000-2440-405-07-00-52400 INSTRUCTIONAL CONTRACTED				6,064.00			
2290-000-2440-502-07-00-52520 OTHER INSTRUCT/REWARDS -				500.82			
2290-000-2451-425-07-00-54160 1:1 STUDENT & STAFF DEVI				587.50			
2290-000-2453-425-07-00-54160 OTHER TECHNOLOGY HARDWAR				1,049.00			
2290-000-2710-421-07-00-51260 GUID/ADJUST COUNSELORS -				539.99			
2290-000-3200-403-07-00-51440 NURSE SALARY - KMA				240,860.97			
2290-000-3200-405-07-00-54160 NURSE SUPPLY-KMA				60,892.56			
2290-000-4230-000-09-00-54160 REPLACE FURN - KMA				362.04			
2290-000-5300-450-07-00-52610 EQUIPMENT LEASE - KMA				3,934.61			
Total 2290 SPED COLLABORATIVE, ALT HIGH	-742,936.77	164,750.88	-520,237.04	684,987.92	-578,185.89		-578,185.89
2300 SPECIAL EDUCATION TUITION							
2300-000-0000-000-00-00-35900 UNDES FUND BALANCE, SPEC	-2,180.45	1,605.00			-575.45		-575.45
2300-000-3200-404-09-00-52400 CONTRACTED LPN SERVICES							
Total 2300 SPECIAL EDUCATION TUITION	-2,180.45	1,605.00		1,605.00	-575.45		-575.45
2310 EARLY CHILDHOOD TUITION							
2310-000-0000-000-00-00-35900 UNDES FUND BALANCE, EARL	-100,449.95	-110,814.32			-575.45		-575.45
2310-000-0000-000-00-00-42411 TUITION, EARLY CHILDHOOD							
2310-000-2210-402-10-00-51230 CLERICAL SALARY-BECP			-117,280.50		-211,264.27		-211,264.27
2310-000-2210-405-10-00-54090 OFFICE SUPPLIES-BECP							
2310-000-2305-401-10-00-51260 TEACHER SALARY-BECP				263.20			
2310-000-2330-403-01-00-51400 REG ILAS - BECP SOUTH				5,984.93			
2310-000-2410-405-10-00-54160 INSTRUCTIONAL MAT-BECP				53.97			
2310-000-2430-405-10-00-54160 GENERAL SUPPLIES-BECP				164.08			
Total 2310 EARLY CHILDHOOD TUITION	-100,449.95	-110,814.32	-117,280.50	6,466.18	-211,264.27		-211,264.27
2370 134 DLCS STUDENT LRNG DVS GRANT							
2370-000-0000-000-00-00-32110 F/B RES FOR ENCUMB							
2370-000-0000-000-00-00-35900 UNDES FUND BALANCE	-2,000.00	2,000.00					
2370-000-0000-400-00-00-51930 530 ASOSTQ STIPENDS TO B							
2370-000-0000-400-00-00-52090 530 ASOSTQ TRANSPORTATIO							
2370-000-0000-400-00-00-52400 530 ASOSTQ CONTRACTED SE							
2370-000-0000-400-00-00-54160 530 ASOSTQ SUPPLIES TO B							
2370-000-2250-405-12-00-54160 134 DLCS TECHNOLOGY SUPP							
Total 2370 134 DLCS STUDENT LRNG DVS GRANT	-2,000.00	2,000.00		2,000.00			
2371 ASOST-Q ENHANCEMENT GRANT (F#530)							
2371-000-0000-000-00-00-35900 UNDESIGNATED FUND BALANC							

Fiscal Year: 2022 to 2022

Account Description	Beginning Balance	Fund Balance Transactions	Revenue	Expenditure	Sub-Total	Encumbrance	Remaining Balance
			-40,000.00				
2371-000-0000-00-00-43300 OTHER STATE REVENUE, ASO							
371-000-0000-00-00-51140 530 ASOSTQ SUMMER NUTRIT				1,200.00			
371-000-0000-00-00-51930 530 ASOSTQ STIPENDS TO B				3,240.00			
371-000-0000-00-00-51930 530 ASOSTQ TRANSPORTATIO				2,160.00			
371-000-0000-00-00-52090 530 ASOSTQ CONTRACTED SE				820.11			
371-000-0000-00-00-52400 530 ASOSTQ SUPPLIES TO B				468.25			
371-000-0000-00-00-54160 530 ASOSTQ PROJECT COORD				2,376.00			
371-000-2120-401-06-00-51930 530 ASOSTQ TEACHER STIP				12,738.00			
371-000-2305-401-12-00-51480 530 ASOSTQ TEACHER STIPE				1,125.00			
371-000-2305-401-12-00-51930 530 ASOSTQ IIA BMS				13,688.64			
371-000-2330-403-12-00-51400 530 ASOSTQ SUPPLIES HS				2,184.00			
371-000-2430-405-06-00-54160 530 ASOSTQ SUPPLIES EMS				40,000.00			
371-000-2430-405-12-00-54160 530 ASOSTQ OTHER STUDENT							
371-000-2430-405-12-00-54160 530 ASOSTQ OTHER STUDENT							
371-000-2440-404-09-00-52400 530 ASOSTQ ON CALL NURSE							
371-000-3200-401-09-00-51930 530 ASOSTQ TRANSPORTATIO							
371-000-3300-406-09-00-52090 530 ASOSTQ SUMMER NUTRI							
2371-000-3400-403-09-00-51140 530 ASOST-Q SUMMER NUTRI							
Total 2371 ASOST-Q ENHANCEMENT GRANT (F#530)	-8,005.51				-8,005.51		-8,005.51
2375 FOOD PANTRY							
2375-000-0000-00-00-00-35900 UNDESIGNATED FUND BALANC	-8,005.51						
Total 2375 FOOD PANTRY	-8,005.51				-12,916.74		-12,916.74
2376 DIPIETRO GIFTS							
2376-000-0000-00-00-00-35900 UNDESIGNATED FUND BALANC				5,201.66			
2376-000-0000-00-00-00-48300 GIFTS/DONATIONS, DIPIETR							
2376-000-0000-00-00-00-48300 GIFTS/DONATIONS, DIPIETR				5,201.66			
2376-000-2415-405-03-00-54160 DIPIETRO GIFTS - LIBRARY							
2376-000-2415-405-03-00-54160 DIPIETRO GIFTS - LIBRARY							
Total 2376 DIPIETRO GIFTS	-9,291.89				-17,765.10		-17,765.10
2377 STALLBROOK GIFTS							
2377-000-0000-00-00-00-35900 UNDESIGNATED FUND BALANC				2,131.30			
2377-000-0000-00-00-00-48300 GIFTS/DONATIONS, STALLER							
2377-000-0000-00-00-00-48300 GIFTS/DONATIONS, STALLER				2,131.30			
2377-000-2430-405-05-00-54160 STALL BROOK GIFTS - GENE							
2377-000-2430-405-05-00-54160 STALL BROOK GIFTS - GENE							
Total 2377 STALLBROOK GIFTS	-1,846.69				-17,862.32		-17,862.32
2378 CHROMEBOOKS							
2378-000-0000-00-00-00-35900 UNDESIGNATED FUND BALANC				1,631.40			
2378-000-0000-00-00-00-48300 GIFTS/DONATIONS, CHROME							
2378-000-0000-00-00-00-48300 GIFTS/DONATIONS, CHROME				1,631.40			
Total 2378 CHROMEBOOKS	-6,230.92				-7,862.32		-7,862.32
2379 SUMMER CAMP TUITIONS							
2379-000-0000-00-00-00-32110 F/B RESERVED FOR ENCUMBR							
2379-000-0000-00-00-00-35900 UNDESIGNATED FUND BALANC				21,213.75			
2379-000-0000-00-00-00-35900 UNDESIGNATED FUND BALANC				135.52			
2379-000-0000-00-00-00-48300 GIFTS/DONATIONS, SUMMER							
2379-000-0000-00-00-00-48300 GIFTS/DONATIONS, SUMMER							
2379-000-6300-401-09-00-51480 ELEM SUMMER SCHOOL STAFF							
2379-000-6300-401-09-00-51480 ELEM SUMMER CAMP SUPPLIE							
2379-000-6300-405-09-00-54160 ELEM SUMMER CAMP SUPPLIE							
Total 2379 SUMMER CAMP TUITIONS	-26,375.14						
2379 SUMMER CAMP TUITIONS							
2379-000-0000-00-00-00-32110 F/B RESERVED FOR ENCUMBR							
2379-000-0000-00-00-00-35900 UNDESIGNATED FUND BALANC							
2379-000-0000-00-00-00-35900 UNDESIGNATED FUND BALANC							
2379-000-0000-00-00-00-48300 GIFTS/DONATIONS, SUMMER							
2379-000-0000-00-00-00-48300 GIFTS/DONATIONS, SUMMER							
2379-000-6300-401-09-00-51480 ELEM SUMMER SCHOOL STAFF							
2379-000-6300-401-09-00-51480 ELEM SUMMER CAMP SUPPLIE							
2379-000-6300-405-09-00-54160 ELEM SUMMER CAMP SUPPLIE							
Total 2379 SUMMER CAMP TUITIONS	-355.75						
2379 SUMMER CAMP TUITIONS							
2379-000-0000-00-00-00-32110 F/B RESERVED FOR ENCUMBR							
2379-000-0000-00-00-00-35900 UNDESIGNATED FUND BALANC							
2379-000-0000-00-00-00-35900 UNDESIGNATED FUND BALANC							
2379-000-0000-00-00-00-48300 GIFTS/DONATIONS, SUMMER							
2379-000-0000-00-00-00-48300 GIFTS/DONATIONS, SUMMER							
2379-000-6300-401-09-00-51480 ELEM SUMMER SCHOOL STAFF							
2379-000-6300-401-09-00-51480 ELEM SUMMER CAMP SUPPLIE							
2379-000-6300-405-09-00-54160 ELEM SUMMER CAMP SUPPLIE							
Total 2379 SUMMER CAMP TUITIONS	-355.75						
2379 SUMMER CAMP TUITIONS							
2379-000-0000-00-00-00-32110 F/B RESERVED FOR ENCUMBR							
2379-000-0000-00-00-00-35900 UNDESIGNATED FUND BALANC							
2379-000-0000-00-00-00-35900 UNDESIGNATED FUND BALANC							
2379-000-0000-00-00-00-48300 GIFTS/DONATIONS, SUMMER							
2379-000-0000-00-00-00-48300 GIFTS/DONATIONS, SUMMER							
2379-000-6300-401-09-00-51480 ELEM SUMMER SCHOOL STAFF							
2379-000-6300-401-09-00-51480 ELEM SUMMER CAMP SUPPLIE							
2379-000-6300-405-09-00-54160 ELEM SUMMER CAMP SUPPLIE							
Total 2379 SUMMER CAMP TUITIONS	-355.75						
2379 SUMMER CAMP TUITIONS							
2379-000-0000-00-00-00-32110 F/B RESERVED FOR ENCUMBR							
2379-000-0000-00-00-00-35900 UNDESIGNATED FUND BALANC							
2379-000-0000-00-00-00-35900 UNDESIGNATED FUND BALANC							
2379-000-0000-00-00-00-48300 GIFTS/DONATIONS, SUMMER							
2379-000-0000-00-00-00-48300 GIFTS/DONATIONS, SUMMER							
2379-000-6300-401-09-00-51480 ELEM SUMMER SCHOOL STAFF							
2379-000-6300-401-09-00-51480 ELEM SUMMER CAMP SUPPLIE							
2379-000-6300-405-09-00-54160 ELEM SUMMER CAMP SUPPLIE							
Total 2379 SUMMER CAMP TUITIONS	-355.75						
2379 SUMMER CAMP TUITIONS							
2379-000-0000-00-00-00-32110 F/B RESERVED FOR ENCUMBR							
2379-000-0000-00-00-00-35900 UNDESIGNATED FUND BALANC							
2379-000-0000-00-00-00-35900 UNDESIGNATED FUND BALANC							
2379-000-0000-00-00-00-48300 GIFTS/DONATIONS, SUMMER							
2379-000-0000-00-00-00-48300 GIFTS/DONATIONS, SUMMER							
2379-000-6300-401-09-00-51480 ELEM SUMMER SCHOOL STAFF							
2379-000-6300-401-09-00-51480 ELEM SUMMER CAMP SUPPLIE							
2379-000-6300-405-09-00-54160 ELEM SUMMER CAMP SUPPLIE							
Total 2379 SUMMER CAMP TUITIONS	-355.75						
2379 SUMMER CAMP TUITIONS							
2379-000-0000-00-00-00-32110 F/B RESERVED FOR ENCUMBR							
2379-000-0000-00-00-00-35900 UNDESIGNATED FUND BALANC							
2379-000-0000-00-00-00-35900 UNDESIGNATED FUND BALANC							
2379-000-0000-00-00-00-48300 GIFTS/DONATIONS, SUMMER							
2379-000-0000-00-00-00-48300 GIFTS/DONATIONS, SUMMER							
2379-000-6300-401-09-00-51480 ELEM SUMMER SCHOOL STAFF							
2379-000-6300-401-09-00-51480 ELEM SUMMER CAMP SUPPLIE							
2379-000-6300-405-09-00-54160 ELEM SUMMER CAMP SUPPLIE							
Total 2379 SUMMER CAMP TUITIONS	-355.75						
2379 SUMMER CAMP TUITIONS							
2379-000-0000-00-00-00-32110 F/B RESERVED FOR ENCUMBR							
2379-000-0000-00-00-00-35900 UNDESIGNATED FUND BALANC							
2379-000-0000-00-00-00-35900 UNDESIGNATED FUND BALANC							
2379-000-0000-00-00-00-48300 GIFTS/DONATIONS, SUMMER							
2379-000-0000-00-00-00-48300 GIFTS/DONATIONS, SUMMER							
2379-000-6300-401-09-00-51480 ELEM SUMMER SCHOOL STAFF							
2379-000-6300-401-09-00-51480 ELEM SUMMER CAMP SUPPLIE							
2379-000-6300-405-09-00-54160 ELEM SUMMER CAMP SUPPLIE							
Total 2379 SUMMER CAMP TUITIONS	-355.75						
2379 SUMMER CAMP TUITIONS							
2379-000-0000-00-00-00-32110 F/B RESERVED FOR ENCUMBR							
2379-000-0000-00-00-00-35900 UNDESIGNATED FUND BALANC							
2379-000-0000-00-00-00-35900 UNDESIGNATED FUND BALANC							
2379-000-0000-00-00-00-48300 GIFTS/DONATIONS, SUMMER							
2379-000-0000-00-00-00-48300 GIFTS/DONATIONS, SUMMER							
2379-000-6300-401-09-00-51480 ELEM SUMMER SCHOOL STAFF							
2379-000-6300-401-09-00-51480 ELEM SUMMER CAMP SUPPLIE							
2379-000-6300-405-09-00-54160 ELEM SUMMER CAMP SUPPLIE							
Total 2379 SUMMER CAMP TUITIONS	-355.75						
2379 SUMMER CAMP TUITIONS							
2379-000-0000-00-00-00-32110 F/B RESERVED FOR ENCUMBR							
2379-000-0000-00-00-00-35900 UNDESIGNATED FUND BALANC							
2379-000-0000-00-00-00-35900 UNDESIGNATED FUND BALANC							
2379-000-0000-00-00-00-48300 GIFTS/DONATIONS, SUMMER							
2379-000-0000-00-00-00-48300 GIFTS/DONATIONS, SUMMER							
2379-000-6300-401-09-00-51480 ELEM SUMMER SCHOOL STAFF							
2379-000-6300-401-09-00-51480 ELEM SUMMER CAMP SUPPLIE							
2379-000-6300-405-09-00-54160 ELEM SUMMER CAMP SUPPLIE							
Total 2379 SUMMER CAMP TUITIONS	-355.75						
2379 SUMMER CAMP TUITIONS							
2379-000-0000-00-00-00-32110 F/B RESERVED FOR ENCUMBR							
2379-000-0000-00-00-00-35900 UNDESIGNATED FUND BALANC							
2379-000-0000-00-00-00-35900 UNDESIGNATED FUND BALANC							
2379-000-0000-00-00-00-48300 GIFTS/DONATIONS, SUMMER							
2379-000-0000-00-00-00-48300 GIFTS/DONATIONS, SUMMER							
2379-000-6300-401-09-00-51480 ELEM SUMMER SCHOOL STAFF							
2379-000-6300-401-09-00-51480 ELEM SUMMER CAMP SUPPLIE							
2379-000-6300-405-09-00-54160 ELEM SUMMER CAMP SUPPLIE							
Total 2379 SUMMER CAMP TUITIONS	-355.75						
2379 SUMMER CAMP TUITIONS							
2379-000-0000-00-00-00-32110 F/B RESERVED FOR ENCUMBR							
2379-000-0000-00-00-00-35900 UNDESIGNATED FUND BALANC							
2379-000-0000-00-00-00-35900 UNDESIGNATED FUND BALANC							
2379-000-0000-00-00-00-48300 GIFTS/DONATIONS, SUMMER							
2379-000-0000-00-00-00-48300 GIFTS/DONATIONS, SUMMER							
2379-000-6300-401-09-00-51480 ELEM SUMMER SCHOOL STAFF							
2379-000-6300-401-09-00-51480 ELEM SUMMER CAMP SUPPLIE							
2379-000-6300-405-09-00-54160 ELEM SUMMER CAMP SUPPLIE							
Total 2379 SUMMER CAMP TUITIONS	-355.75						
2379 SUMMER CAMP TUITIONS							
2379-000-0000-00-00-00-32110 F/B RESERVED FOR ENCUMBR							
2379-000-0000-00-00-00-35900 UNDESIGNATED FUND BALANC							
2379-000-0000-00-00-00-35900 UNDESIGNATED FUND BALANC							
2379-000-0000-00-00-00-48300 GIFTS/DONATIONS, SUMMER							
2379-000-0000-00-00-00-48300 GIFTS/DONATIONS, SUMMER							
2379-000-6300-401-09-00-51480 ELEM SUMMER SCHOOL STAFF							
2379-000-6300-401-09-00-51480 ELEM SUMMER CAMP SUPPLIE							
2379-000-6300-405-09-00-54160 ELEM SUMMER CAMP SUPPLIE							
Total 2379 SUMMER CAMP TUITIONS	-355.75						
2379 SUMMER CAMP TUITIONS							
2379-000-000							

Fiscal Year: 2022 to 2022

Account Description	Beginning Balance	Fund Balance Transactions	Revenue	Expenditure	Sub-Total	Encumbrance	Remaining Balance
Total 2379 SUMMER CAMP TUITIONS	-26,375.14	2,564.27	-18,785.00	21,349.27	-23,810.87	355.75	-23,810.87
2380 115 ESSER II GRANT							
2380-000-0000-000-00-32110 F/B RES FOR ENCUMB							
2380-000-0000-000-00-35900 UNDES FUND BALANCE		-58,340.47			-58,340.47		-58,340.47
2380-000-0000-000-00-43300 OTHER STATE REVENUE		69,143.97			69,143.97		69,143.97
2380-000-0000-401-00-00-51260 ESSER II INSTRUCTIONAL/P							
2380-000-0000-401-00-00-51930 ESSER II ADMINISTRATOR S							
2380-000-0000-403-00-00-51400 ESSER II SUPPORT STAFF S							
2380-000-0000-403-00-00-51930 ESSER II STIPENDS TO BE							
2380-000-0000-404-00-00-52400 ESSER II CONTRACTED SERV							
2380-000-0000-405-00-00-54160 ESSER II SUPPLIES TO BE							
2380-000-0000-406-00-00-52090 ESSER II OTHER EXPENSE T							
2380-000-0000-406-00-00-57020 ESSER II FRINGE BENEFITS							
2380-000-2305-401-03-00-51930 ESSER II TEACHER/INSTRUC							
2380-000-2305-401-06-00-51930 ESSER II TEACHER/INSTRUC							
2380-000-2305-401-07-00-51930 ESSER II TEACHER/INSTRUC							
2380-000-2305-401-12-00-51930 ESSER II TEACHER/INSTRUC							
2380-000-2324-403-03-00-51260 ESSER II BUILDING SUB DI							
2380-000-2324-403-03-00-51260 ESSER II BUILDING SUB ST							
2380-000-2324-403-06-00-51260 ESSER II BUILDING SUB HI							
2380-000-2324-403-10-00-51260 ESSER II BUILDING SUB PR							
2380-000-2324-403-12-00-51260 ESSER II BUILDING SUB EM							
2380-000-2410-405-00-52400 ESSER II PROFESSIONAL DE							
2380-000-2410-405-03-00-54100 ESSER II NEW TEXTBOOK IM							
2380-000-2410-405-05-00-54100 ESSER II NEW TEXTBOOK IM							
2380-000-2410-405-07-00-54100 ESSER II NEW TEXTBOOK IM							
2380-000-2410-405-12-00-54100 ESSER II NEW TEXTBOOK IM							
2380-000-2430-405-03-00-54160 ESSER II CLASSROOM SUPPL							
2380-000-2430-405-05-00-54160 ESSER II CLASSROOM SUPPL							
2380-000-2430-405-06-00-54160 ESSER II CLASSROOM SUPPL							
2380-000-2430-405-12-00-54160 ESSER II CLASSROOM SUPPL							
2380-000-2451-405-03-00-54080 ESSER II STAFF AND STUDE							
2380-000-2451-405-10-00-54080 ESSER II STAFF AND STUDE							
2380-000-2451-405-12-00-54080 ESSER II STAFF AND STUDE							
2380-000-2455-405-06-00-54160 ESSER II REMOTE LEARNING							
2380-000-2455-405-09-00-54160 ESSER II REMOTE LEARNING							
2380-000-2455-405-12-00-54160 ESSER II REMOTE LEARNING							
2380-000-2720-405-10-00-54160 ESSER II ASSESSMENTS PRE							
2380-000-2800-401-09-00-51260 ESSER II DISTRICT SOCIAL WO							
2380-000-2800-405-09-00-54160 ESSER II SEL SUPPLIES							
2380-000-3200-401-09-00-51930 ESSER II NURSE STIPEND -							
2380-000-4220-404-06-00-52400 ESSER II - NURSE/PPE SUP							
2380-000-4220-404-09-00-52400 ESSER II BUILDING MAINTA							
2380-000-4220-405-09-00-54160 ESSER II BUILDING MAINTA							
2380-000-4230-406-12-00-54081 ESSER II FURNITURE - BMS							

1648-GLSPCREVPT.REP

Printed 09-Feb-2023 at 17:20:09 by MMACKINNON
Town of Bellingham
Special Revenue

Fiscal Year: 2022 to 2022

Account Description	Beginning Balance	Fund Balance Transactions	Revenue	Expenditure	Sub-Total	Encumbrance	Remaining Balance
Total 2380 115 ESSER II GRANT		10,803.50	-468,415.00	479,218.50	10,803.50	58,340.47	10,803.50
2381 ESSER III GRANT							
2381-000-0000-000-00-32110 F/B RESERVED FOR ENCUMBER							
2381-000-0000-000-00-35900 UNDESIGNATED FUND BALANC							
2381-000-0000-000-00-43300 OTHER STATE REVENUE							
2381-000-0000-000-00-51260 ESSER III PROFESSIONAL S							
2381-000-0000-401-00-00-51260 ESSER III SUPPORT STAFF							
2381-000-0000-402-00-00-51260 ESSER III STIPENDS TO BE							
2381-000-0000-403-00-00-51260 ESSER III CONTRACTED SER							
2381-000-0000-404-00-00-52400 ESSER III SUPPLIES & MAT							
2381-000-0000-405-00-00-52400 ESSER III OTHER COSTS TO							
2381-000-0000-406-00-00-52000 ESSER III TRAVEL TO BE S							
2381-000-0000-406-00-00-52520 ESSER III FRINGE BENEFIT							
2381-000-0000-406-00-00-57020 ESSER III INSTRUCTIONAL							
2381-000-2120-401-09-00-51930 ESSER III TEACHER STIPEN							
2381-000-2305-401-03-00-51930 ESSER III TEACHER STIPEN							
2381-000-2305-401-06-00-51930 ESSER III TEACHER STIPEN							
2381-000-2305-401-12-00-51260 ESSER III PROF DEV CONTA							
2381-000-2305-421-12-00-52400 ESSER III PROF DEV CONTA							
2381-000-2358-404-03-00-52400 ESSER III PROF DEV CONTA							
2381-000-2358-404-05-00-52400 ESSER III PROF DEV CONTA							
2381-000-2358-404-06-00-52400 ESSER III PROF DEV CONTA							
2381-000-2358-404-07-00-52400 ESSER III PROF DEV CONTA							
2381-000-2358-404-12-00-52400 ESSER III TEXTBOOKS - DI							
2381-000-2410-405-03-00-54160 ESSER III TEXTBOOKS - HI							
2381-000-2410-405-05-00-54160 ESSER III TEXTBOOKS - KM							
2381-000-2410-405-06-00-54160 ESSER III TEXTBOOKS - BM							
2381-000-2410-405-07-00-54160 ESSER III INSTRUCTIONAL							
2381-000-2430-405-03-00-54160 ESSER III INSTRUCTIONAL							
2381-000-2430-405-05-00-54160 ESSER III INSTRUCTIONAL							
2381-000-2430-405-06-00-54160 ESSER III INSTRUCTIONAL							
2381-000-2430-405-12-00-54160 ESSER III INSTRUCTIONAL							
2381-000-3300-404-09-00-52400 ESSER III TRANSPORTATION							
Total 2381 ESSER III GRANT			-85,251.75	53,346.25	-85,251.75	40,212.70	-85,251.75

Total 2381 ESSER III GRANT

2411 FC125 MATH ACCEL ACADEMIES
2411-000-0000-000-00-35900 UNDES FUND BALANCE
2411-000-0000-000-00-43100 FED REV PASS THRU STATE,
2411-000-0000-000-00-51930 MATH ACCELERATION GRANT
2411-000-0000-400-00-00-54160 MATH ACCELERATION PROJEC
2411-000-0000-400-00-00-54160 MATH ACCELERATION PROJEC
2411-000-2120-401-03-00-51930 MATH ACCELERATION PROJEC
2411-000-2120-401-05-00-51930 MATH ACCELERATION PROJEC
2411-000-2120-401-06-00-51930 MATH ACCELERATION PROJEC
2411-000-2120-401-09-00-51930 MATH ACCELERATION PROJEC
2411-000-2120-401-12-00-51930 MATH ACCELERATION PROJEC
2411-000-2305-401-03-00-51930 MATH ACCELERATION TEACHE
2411-000-2305-401-05-00-51930 MATH ACCELERATION TEACHE

-65,000.00

3,500.00
3,500.00
3,500.00
2,856.50
3,500.00
5,250.00
5,250.00

Fiscal Year: 2022 to 2022

Account Description	Beginning Balance	Fund Balance Transactions	Revenue	Expenditure	Sub-Total	Encumbrance	Remaining Balance
2411-000-2305-401-06-00-51930 MATH ACCELERATION TEACHE				12,250.00			
2411-000-2305-401-12-00-51930 MATH ACCELERATION TEACHE				15,750.00			
2411-000-2330-403-05-00-51400 MATH ACCELERATION IIA -				643.50			
2411-000-2330-403-06-00-51400 MATH ACCELERATION IIA -				1,573.00			
2411-000-2330-403-12-00-51400 MATH ACCELERATION IIA -				1,573.00			
2411-000-2430-405-03-00-54160 MATH ACCELERATION SUPPLI				663.88			
2411-000-2430-405-05-00-54160 MATH ACCELERATION SUPPLI				634.78			
2411-000-2430-405-06-00-54160 MATH ACCELERATION SUPPLI				1,290.54			
2411-000-2430-405-12-00-54160 MATH ACCELERATION SUPPLI				1,570.80			
2411-000-3400-403-09-00-51930 MATH ACCELERATION FOOD S				907.50			
Total 2411 FC125 MATH ACCEL ACADEMIES			-65,000.00	64,213.50			
2412 SEL MENTAL HLTH GRANT							
2412-000-0000-000-00-00-35900 UNDES FUND BALANCE							
2412-000-0000-000-00-00-43100 FED REV PASS THRU STATE,							
2412-000-0000-400-00-00-52400 SEL GRANT - CONTRACTED S							
2412-000-0000-400-00-00-54160 SEL GRANT - SUPPLIES TO							
2412-000-2358-404-03-00-52400 SEL GRANT - PD CONT SER				6,140.00			
2412-000-2358-404-05-00-52400 SEL GRANT - PD CONT SER				5,369.00			
2412-000-2358-404-06-00-52400 SEL GRANT - PD CONT SER				20,147.56			
2412-000-2358-404-07-00-52400 SEL GRANT - PD CONT SER				420.00			
2412-000-2358-404-10-00-52400 SEL GRANT - PD CONT SER				1,925.00			
2412-000-2358-404-12-00-52400 SEL GRANT - PD CONT SER				12,734.00			
2412-000-2455-404-03-00-52400 SEL GRANT - TALKSPACE -				3,499.95			
2412-000-2455-404-05-00-52400 SEL GRANT - TALKSPACE -				2,799.96			
2412-000-2455-404-06-00-52400 SEL GRANT - TALKSPACE -				8,266.59			
2412-000-2455-404-10-00-52400 SEL GRANT - TALKSPACE -				233.33			
2412-000-2455-404-12-00-52400 SEL GRANT - TALKSPACE -				1,166.65			
2412-000-2800-405-03-00-54160 SEL SUPPLIES - DIPIETRO				6,999.90			
2412-000-2800-405-05-00-54160 SEL SUPPLIES - STALL BRO				848.24			
2412-000-2800-405-06-00-54160 SEL SUPPLIES - HIGH SCHO				866.28			
2412-000-2800-405-07-00-54160 SEL SUPPLIES - RMA				1,157.68			
2412-000-2800-405-09-00-54160 SEL SUPPLIES - DISTRICTW				578.49			
2412-000-2800-405-12-00-54160 SEL SUPPLIES - BMS				1,958.71			
Total 2412 SEL MENTAL HLTH GRANT			-76,000.00	76,000.00			
2413 719 ACCEL LIT LANG MATERIALS							
2413-000-0000-000-00-00-35900 UNDESIGNATED FUND BALANC							
2413-000-0000-000-00-00-43300 OTHER STATE REVENUE, 719							
2413-000-0000-400-00-00-51930 ACC LITERACY TEACHER STI							
2413-000-0000-400-00-00-52400 ACC LITERACY CONTRACTED							
2413-000-0000-400-00-00-54160 ACC LITERACY SUPPLIES TO							
2413-000-2356-401-03-00-51930 ACC LITERACY TEACHER STI							
2413-000-2356-401-05-00-51930 ACC LITERACY TEACHER STI							
2413-000-2356-401-06-00-51930 ACC LITERACY TEACHER STI							
2413-000-2356-401-07-00-51930 ACC LITERACY TEACHER STI							
2413-000-2356-401-10-00-51930 ACC LITERACY TEACHER STI							
Total 2413 719 ACCEL LIT LANG MATERIALS			-200,000.00	13,147.89			
				9,447.43			
				1,751.89			
				309.72			
				2,208.12			

Fiscal Year: 2022 to 2022

Account Description	Beginning Balance	Fund Balance Transactions	Revenue	Expenditure	Sub-Total	Encumbrance	Remaining Balance
2413-000-2356-401-12-00-51930 ACC LITERACY TEACHER STI				10,634.95			
2413-000-2410-405-03-00-54160 ACC LITERACY CURRICULUM				57,266.26			
2413-000-2410-405-05-00-54160 ACC LITERACY CURRICULUM				50,681.95			
2413-000-2410-405-12-00-54160 ACC LITERACY CURRICULUM			-200,000.00	54,551.79			
2413-000-2410-405-12-00-54160 ACC LITERACY CURRICULUM				200,000.00			
Total 2413 719 ACCEL LIT LRNG MATERIALS					6,571.41		6,571.41

Total 2413 719 ACCEL LIT LRNG MATERIALS

2440 TITLE I	7,049.38	-477.97	-259,618.00				
2440-000-0000-000-00-35900 UNDES FUND BALANCE, TITL				10,411.80			
2440-000-0000-000-00-43100 FED REV PASS THRU STATE				3,699.50			
2440-000-0000-000-00-51210 ADMIN FUNDS TO BE SPENT				9,150.00			
2440-000-0000-400-00-00-51480 STIPENDS TO BE SPENT				9,150.00			
2440-000-0000-400-00-00-52520 TRAVEL FUNDS TO BE SPENT				88,130.00			
2440-000-0000-400-00-00-54160 SUPPLY FUNDS TO BE SPENT				23,786.00			
2440-000-0000-400-00-38-51210 ADMIN FUNDS - YEAR 2 - I				63,826.00			
2440-000-0000-400-00-38-51480 STIPENDS - YEAR 2 - FUND				19,201.00			
2440-000-0000-400-00-38-52520 TRAVEL FUNDS TO BE SPENT				2,750.00			
2440-000-0000-400-00-38-54160 SUPPLIES - YEAR 2 - FUND				430.00			
2440-000-0000-400-00-38-51210 TITLE I DIRECTOR				625.00			
2440-000-2110-401-09-38-51210 YEAR 2 COORDINATOR SALAR				375.00			
2440-000-2110-401-09-38-51260 COORDINATOR STIPEND - SO				163.07			
2440-000-2120-401-03-00-51260 COORDINATOR STIPEND - ST				34.20			
2440-000-2120-401-05-00-51260 TITLE I TUTORING - SOUTH				15,166.91			
2440-000-2310-401-03-00-51400 TUTOR STIPEND DIPLETRO -				119.85			
2440-000-2310-401-03-38-51400 TUTOR STIPEND STALL BROO				96.25			
2440-000-2310-401-03-38-51400 TUTOR STIPEND STALL BROO				270.53			
2440-000-2310-401-03-38-51400 TUTOR STIPEND STALL BROO				6,456.50			
2440-000-2315-401-09-00-51260 TITLE I PROF DEV FEES -				5,298.42			
2440-000-2356-406-03-00-52520 TITLE I PROF DEV FEES-DIST							
2440-000-2357-404-09-00-52520 PROF DEV CONF FEES-DIST							
2440-000-2357-405-09-38-54160 PROF DEV MATERIALS-DISTR							
2440-000-2410-405-03-38-54160 305 INSTRUCTIONAL MAT-DI							
2440-000-2410-405-05-00-54160 305 INSTRUCTIONAL MAT-ST							
2440-000-2410-405-05-38-54160 305 INSTRUCTIONAL MAT-ST							
2440-000-2410-405-09-00-54160 305 INSTRUCTIONAL MAT-DI							
2440-000-2410-405-09-00-54160 305 INSTRUCTIONAL MAT-DI							
2440-000-2430-405-03-00-54160 GENERAL SUPPLIES-SOUTH							
2440-000-2440-405-03-00-54160 305 OTHER INSTRUCTIONAL							
2440-000-2440-405-05-00-54160 305 OTHER INSTRUCTIONAL							
Total 2440 TITLE I	7,049.38	-477.97	-259,618.00				

Total 2440 TITLE I

2510 TITLE IV A	39.66		-7,450.00				
2510-000-0000-000-00-35900 UNDES FUND BALANCE, TITL							
2510-000-0000-000-00-43100 FED REV PASS THRU STATE							
2510-000-0000-400-00-00-52400 CONTRASCTUAL FUNDS TO BE							
2510-000-0000-400-00-00-52900 MEMBERSHIP FEES FUNDS TO							
2510-000-0000-400-00-00-54160 SUPPLY FUNDS TO BE SPENT							
2510-000-0000-400-00-38-52400 YEAR 2 - CONTRASCT SERV							
2510-000-0000-400-00-38-52900 TITLE IV MEMBERSHIP FEES							
2510-000-0000-400-00-38-54160 SUPPLY FUNDS TO BE SPENT							

Town of Bellingham
Special Revenue

Fiscal Year: 2022 to 2022

Account Description	Beginning Balance	Fund Balance Transactions	Revenue	Expenditure	Sub-Total	Encumbrance	Remaining Balance
2510-000-2300-405-09-00-54160 INSTRUCTIONAL MATERIAL-D				39.74			
2510-000-2356-406-09-38-52900 TITLE IV MEMBERSHIP FEES				1,799.92			
2510-000-2357-404-09-00-52400 PROFESSIONAL SERVICES				350.00			
2510-000-2358-404-09-00-52400 TITLE IV-INSTRUCTIONAL S				4,819.92			
2510-000-2358-404-09-38-52400 TITLE IV - INSTRUCTIONAL				480.08			
Total 2510 TITLE IV A		39.66	-7,450.00	7,489.66	39.66		39.66
2540 CSHS NURSE GRANT							
2540-000-0000-000-00-00-35900 UNDESIGNATED FUND BALANC							
2540-000-0000-000-00-00-43300 OTHER STATE REVENUE, CSH	-15,161.07	-9,121.23					
2540-000-3200-400-00-00-52000 CSHS GRANT FUNDS TO BE S			-29,600.00		-24,282.30		-24,282.30
2540-000-3200-405-09-00-54160 CSHS GRANT NURSE SUPPLIE				15,161.07			
2540-000-3200-406-03-00-52500 CSHS NURSE PD FEES & SUB				4,889.70			
2540-000-3200-406-07-00-52500 CSHS NURSE PD FEES & SUB				149.00			
Total 2540 CSHS NURSE GRANT	-15,161.07	-9,121.23	-29,600.00	20,478.77	-24,282.30		-24,282.30
2560 2016 SBIRT IMPLEMENTATION GRANT							
2560-000-0000-000-00-00-35900 UNDES FUND BALANCE, 2016	-1,500.00						
Total 2560 2016 SBIRT IMPLEMENTATION GRANT	-1,500.00				-1,500.00		-1,500.00
2702 COMM COMPACT \$72K PERMIT S/W							
2702-000-0000-000-00-00-35900 UNDES FUND BALANCE, COMM	-49.00	49.00			-1,500.00		-1,500.00
2702-000-0000-000-00-00-59040 TRANSFER TO GENERAL FUND							
Total 2702 COMM COMPACT \$72K PERMIT S/W	-49.00	49.00		49.00			
2703 RIDESHARE RECTS (STATE DPU-TNC)							
2703-000-0000-000-00-00-35900 UNDES FUND BALANCE, RIDE	-3,532.70	-951.90					
2703-000-0000-000-00-00-43300 OTHER STATE REVENUE							
Total 2703 RIDESHARE RECTS (STATE DPU-TNC)	-3,532.70	-951.90	-951.90		-4,484.60		-4,484.60
2706 GREEN COMMUNITIES							
2706-000-0000-000-00-00-35900 UNDESIGNATED FUND BALANC							
2706-000-0000-000-00-00-43300 OTHER STATE REVENUE - GR	64,636.50	-23,315.00					
2706-000-0000-000-00-00-51141 PART/TIME PERSONNEL - GR							
2706-000-4220-404-05-00-52400 BUILDING MAINTENANCE CON			-83,315.00				
Total 2706 GREEN COMMUNITIES	64,636.50	-23,315.00	-83,315.00	5,000.00			
2707 CARES ACT (SCHOOL) - ESSER							
2707-000-0000-000-00-00-32110 F/B RES FOR ENDCOMB, CARE	-15,607.01	15,607.01					
2707-000-0000-000-00-00-35900 UNDES FUND BALANCE, CARE	21,947.91	-21,947.91					
2707-000-0000-000-00-00-43300 OTHER STATE REVENUE, CAR							
2707-000-0000-400-00-00-51260 ESSER STIPENDS TO BE SFE							
2707-000-0000-400-00-00-52400 ESSER - CONTRACTED SERVI			-135,741.00				
2707-000-0000-400-00-00-54080 ESSER - 1:1 DEVICES TO B							

Fiscal Year: 2022 to 2022

Account Description	Beginning Balance	Fund Balance Transactions	Revenue	Expenditure	Sub-Total	Encumbrance	Remaining Balance
2707-000-2120-401-09-00-51480 ESSER I PROGRAM PROJECT				1,200.00			
2707-000-2305-401-03-00-51260 ESSER I TEACHER STIPEND				3,560.00			
2707-000-2305-401-05-00-51260 ESSER I TEACHER STIPEND				4,235.00			
2707-000-2305-401-06-00-51260 ESSER I TEACHER STIPEND				25,605.00			
2707-000-2305-401-07-00-51260 ESSER I TEACHER STIPEND				7,050.00			
2707-000-2305-401-12-00-51260 ESSER I TEACHER STIPEND				1,176.00			
2707-000-2305-403-09-00-51260 ESSER I ELL TUTOR - DIST				1,399.99			
2707-000-2305-403-09-00-51260 ESSER I ELL TUTOR - DIST				1,400.00			
2707-000-2305-403-09-00-51260 ESSER I ELL TUTOR - DIST				1,400.01			
2707-000-2358-404-06-00-52400 ESSER I CONTRACTED SERVI				1,150.00			
2707-000-2358-404-07-00-52400 ESSER I CONTRACTED SERVI				4,367.44			
2707-000-2358-404-12-00-52400 ESSER I CONTRACTED SERVI				82.50			
2707-000-2410-405-05-00-54160 ESSER TEXTBOOKS - BMS				82.50			
2707-000-2410-405-12-00-54160 ESSER TEXTBOOKS - BMS				207.71			
2707-000-2430-405-03-00-54160 ESSER - CLASSROOM SUPPLI				71.76			
2707-000-2430-405-05-00-54160 ESSER - CLASSROOM SUPPLI				40.56			
2707-000-2430-405-06-00-54160 ESSER - CLASSROOM SUPPLI				4,376.66			
2707-000-2430-405-07-00-54160 ESSER - CLASSROOM SUPPLI				4,376.66			
2707-000-2430-405-12-00-54160 ESSER - CLASSROOM SUPPLI				4,376.67			
2707-000-2440-404-03-00-52400 ESSER I CONTRACT SERVICE				1,129.39			
2707-000-2440-404-05-00-52400 ESSER I CONTRACT SERVICE				8,678.25			
2707-000-2440-404-12-00-52400 ESSER I 1:1 DEVICES - DI				4,279.00			
2707-000-2451-405-03-00-54080 ESSER - 1:1 DEVICES - HS				3,679.00			
2707-000-2451-405-06-00-54080 ESSER - 1:1 DEVICES - HS				1,500.00			
2707-000-2451-405-12-00-54080 OFFICE EQUIPMENT, CARES				540.00			
2707-000-2451-405-12-00-54160 ESSER - REMOTE LEARNING				192.50			
2707-000-2455-405-03-00-54160 ESSER - REMOTE LEARNING				11,060.00			
2707-000-2455-405-05-00-54160 ESSER - REMOTE LEARNING				17,512.50			
2707-000-2455-405-06-00-54160 ESSER - REMOTE LEARNING				14,431.00			
2707-000-2455-405-07-00-54160 ESSER - REMOTE LEARNING							
2707-000-2455-405-10-00-54160 ESSER - REMOTE LEARNING							
2707-000-2455-405-12-00-54160 ESSER - NURSE/PPE SUPPLI							
2707-000-3200-405-09-00-54160 ESSER - FURNITURE AND EQ							
2707-000-4230-406-12-00-54081 ESSER I	6,340.90		-6,340.90				
Total 2707 CARES ACT (SCHOOL) - ESSER			-135,741.00	129,400.10	-1,204,832.91		-1,204,832.91
2708 COVID-19 ARPA (FED FUNDS)							
2708-000-0000-000-00-00-35900 UNDES FUND BALANCE, CARE				3,608.13			
2708-000-0000-000-00-00-43100 ARPA-NORFOLK COUNTY APPR				1,502.56			
2708-000-0000-000-00-00-43234 FEMA/NEHA REIMB (**DON'T				12,825.75			
2708-000-0000-000-00-00-51141 PT PERSONNEL, CARES ACT				37.93			
2708-000-0000-000-00-00-54150 MISCELLANEOUS SUPPLIES,				6,000.00			
2708-000-0000-000-00-00-51141 PT PERSONNEL, ARPA GRANT				9,955.96			
2708-135-0000-000-00-00-52520 IN-STATE TRAVEL, COVID-1				13,796.00			
2708-135-0000-000-00-00-52400 PROF SVCS FOR REVENUE RE				61,592.07			
2708-135-0000-032-00-00-52400 MIS/ARCAND MTG RM UPGRD				78,033.37			
2708-154-0000-031-00-00-52400 MIS/SECURITY CAMERAS (AR				32,535.35			
2708-154-0000-031-00-00-51500 OVERTIME WAGES, COVID-19				30,525.00			
2708-220-0000-000-00-00-51500 PROF SVCS FOR SO MAIN ST							
2708-422-0000-033-00-00-52400 ARPA-PFAS DESIGN/ENGINEE							
2708-450-0000-035-00-00-52400 PUBLIC HEALTH/NURSE SVCS							
2708-510-0000-000-00-00-51144 PROF SVCS-COA KITCHEN							
2708-541-0000-034-00-00-52400 PROF SVCS-COA KITCHEN							

Fiscal Year: 2022 to 2022

Account Description	Beginning Balance	Fund Balance Transactions	Revenue	Expenditure	Sub-Total	Encumbrance	Remaining Balance
2708-610-0000-00-00-54150 MISCELLANEOUS SUPPLIES,							
Total 2708 COVID-19 ARPA (FED FUNDS)	-717,430.24	-487,402.67	-746,376.00	3,798.00	-1,204,832.91		-1,204,832.91
2709 COVID UXBRIDGE CLINIC							
2709-000-0000-00-00-35900 UNDESIGNATED FUND BALANC				254,210.12			
2709-000-0000-00-00-43234 FEMA REIMBURSEMENTS, FEM		-10,431.00	-10,431.00		-10,431.00		-10,431.00
Total 2709 COVID UXBRIDGE CLINIC		-10,431.00	-10,431.00		-10,431.00		-10,431.00
2710 COMM COMPACT IT GRANT \$18,900							
2710-000-0000-00-00-35900 UNDES FUND BALANCE, SCHO		-10,431.00	-10,431.00		-10,431.00		-10,431.00
2710-000-0000-00-00-43300 OTHER STATE REVENUE		-18,900.00			-18,900.00		-18,900.00
Total 2710 COMM COMPACT IT GRANT \$18,900		-18,900.00	-18,900.00		-18,900.00		-18,900.00
2712 COVID-19 CARES ACT FUNDING							
2712-000-0000-00-00-35900 UNDESIGNATED FUND BALANC							
2712-000-0000-00-00-43234 FEMA/MEMA REIMBURSEMENTS	1,109,428.24	-1,330,248.50			-18,900.00		-18,900.00
2712-000-0000-00-00-43300 OTHER STATE REVENUE, COV							
2712-630-0000-00-00-51140 PART-TIME PERSONNEL SALA			-917,256.00		-220,820.26		-220,820.26
Total 2712 COVID-19 CARES ACT FUNDING	1,109,428.24	-1,330,248.50	-917,256.00	364.50	-220,820.26		-220,820.26
2713 114-133 SUMMER VACA VIRTUAL LEARNING C19							
2713-000-0000-00-00-35900 UNDESIGNATED FUND BALANC				364.50			
2713-000-2120-401-12-00-51260 114-133 STIPEND BMS					-220,820.26		-220,820.26
Total 2713 114-133 SUMMER VACA VIRTUAL LEARNING C19							
2714 102 CVRF SCHOOL REOPENING C19							
2714-000-0000-00-00-35900 UNDESIGNATED FUND BALANC							
2714-000-0000-400-00-51130 102 CVRF INST/PROF STAFF	-1,015.00	1,015.00					
2714-000-0000-400-00-51260 STIPENDS TO BE SPENT							
2714-000-0000-400-00-52270 102 CVRF PENSION IN GRAN							
2714-000-0000-400-00-52400 CONTRACTED SERVICES TO B				1,015.00			
2714-000-0000-400-00-52611 102 CVRF OTHER EXPENSE T							
2714-000-0000-400-00-54160 SUPPLIES TO BE SPENT							
Total 2714 102 CVRF SCHOOL REOPENING C19	-1,015.00	1,015.00		1,015.00			
2715 CMAA-COVID SUPPORT \$1K							
2715-000-0000-00-00-35900 UNDESIGNATED FUND BALANC							
Total 2715 CMAA-COVID SUPPORT \$1K	-640.00				-640.00		-640.00
2716 CHNA6 GRANT [\$8820 LUNCH SUPPL]							
2716-000-0000-00-00-35900 UNDESIGNATED FUND BALANC							
2716-000-0000-00-00-42650 LUNCH SALES (CHG FOR SVC	-5,532.30	5,532.30					
2716-000-0000-00-00-43300 OTHER STATE REVENUE, CHN							

[illegible]

Town of Bellingham
Special Revenue

Fiscal Year: 2022 to 2022

Account Description	Beginning Balance	Fund Balance Transactions	Revenue	Expenditure	Sub-Total	Encumbrance	Remaining Balance
2726-000-2430-425-06-00-54160 252 ARP INSTRUCTIONAL SU				576.26			
2726-000-2430-425-10-00-54160 252 ARP INSTRUCTIONAL SU				15.84			
2726-000-2430-425-12-00-54160 252 ARP INSTRUCTIONAL SU				305.98			
2726-000-2455-425-05-00-54160 252 ARP INSTRUCTIONAL SO				350.00			
2726-000-2455-425-12-00-54160 252 ARP INSTRUCTIONAL SO				250.00			
2726-000-2720-425-03-00-54160 252 ARP ASSESSMENTS - DI				1,795.98			
2726-000-2720-425-05-00-54160 252 ARP ASSESSMENTS - S				905.60			
2726-000-2720-425-12-00-54160 252 ARP ASSESSMENTS - BM				2,864.98			
Total 2726 ARPA-IDEA #252 (\$112K)		3,947.88	-39,565.00	43,512.88	3,947.88	132.89	3,947.88
2727 ARPA-IDEA EARLY CHLDHD #264 (\$10K)							
2727-000-0000-000-00-00-35900 UNDESIGNATED FUND BALANC							
2727-000-0000-000-00-00-43300 OTHER STATE REVENUE, ARP							
2727-000-0000-000-00-00-45001 EARNINGS ON INVESTMENT,			-527.00				
2727-000-0000-400-00-00-51260 STIPENDS TO BE SPENT			-10,010.00				
2727-000-0000-400-00-00-52520 TRAVEL WORKSHOPS CONFERE							
2727-000-0000-400-00-00-54160 SUPPLIES AND MATERIALS T							
2727-000-2330-423-10-00-51400 264 PREK INSTRUCTIONAL A							
Total 2727 ARPA-IDEA EARLY CHLDHD #264 (\$10K)				10,537.00			
2728 ACS-HACH HS CHEM GRANT			-10,537.00	10,537.00			
2728-000-0000-000-00-00-35900 UNDESIGNATED FUND BALANC							
2728-000-0000-000-00-00-43300 OTHER STATE REVENUE, ACS		-206.87					
2728-000-2430-405-06-00-54160 SCIENCE SUPPLIES - HS			-1,487.55		-206.87		-206.87
Total 2728 ACS-HACH HS CHEM GRANT				1,280.68			
2729 COVID-19 FEMA REIMBURSEMENT			-1,487.55	1,280.68			
2729-000-0000-000-00-00-35900 UNDESIGNATED FUND BALANC							
2729-000-0000-000-00-00-43234 FEMA/MEHA REIMBURSEMENTS		-206.87			-206.87		-206.87
Total 2729 COVID-19 FEMA REIMBURSEMENT		-15,376.09	-212,518.13		-15,376.09		-15,376.09
2730 C19 MHOA \$29884 (HEALTH OFF ASSOC)			-212,518.13				
2730-000-0000-000-00-00-32110 F/B RES FOR ENCUMB, C19							
2730-000-0000-000-00-00-35900 UNDESIG FUND BALANCE, C19							
2730-000-0000-000-00-00-43100 FED REV PASS THRU STATE,		-28,384.00					
2730-000-0000-000-00-00-54230 MISC EQUIPMENT, C19 MHOA		-14,500.00					
Total 2730 C19 MHOA \$29884 (HEALTH OFF ASSOC)			-42,884.00		-28,384.00	28,384.00	
2732 ARPA-HOMELESS CHLDREN&YOUTH			-42,884.00				
2732-000-0000-000-00-00-35900 UNDESIGNATED FUND BALANC							
2732-000-0000-000-00-00-43300 OTHER STATE REVENUE, ARP							
2732-000-0000-400-00-00-51260 302 STIPENDS TO BE SPENT		-717.41					
2732-000-0000-400-00-00-52400 302 CONTRACTED SERVICES							
2732-000-0000-400-00-00-54160 302 SUPPLIES TO BE SPENT			-1,167.00		-717.41		-717.41
2732-000-2440-405-03-00-54160 302 SUPPLIES - DIPIETRO							
Total 2732 ARPA-HOMELESS CHLDREN&YOUTH							
				106.80			

Printed 09-Feb-2023 at 17:20:10 by MMACKINNON
Town of Bellingham
Special Revenue

648-GLSPCREVPT.REP

Fiscal Year: 2022 to 2022

Account Description	Beginning Balance	Fund Balance Transactions	Revenue	Expenditure	Sub-Total	Encumbrance	Remaining Balance
2732-000-2440-405-00-54160 302 SUPPLIES - HIGH SCHO		-717.41	-1,167.00	342.79	-717.41		-717.41
Total 2732 ARPA-HOMELESS CHLDREN&YOUTH				449.59	-717.41		
2736 PROJECT HERE SUBST USE PREVENTION	-1,541.91	1,541.91		1,541.91			
2736-000-0000-000-00-35900 UNDES FUND BALANCE, PROJ							
2736-000-0000-000-00-35900 UNDES FUND BALANCE, PROJ							
2736-000-0000-400-00-00-54160 SUPPLIES/MATERIALS TO BE							
2736-000-0000-400-00-00-54160 SUPPLIES/MATERIALS TO BE							
2736-000-0000-405-12-00-54160 CLASSROOM SUPPLIES - BMS							
2736-000-2430-405-12-00-54160 CLASSROOM SUPPLIES - BMS							
Total 2736 PROJECT HERE SUBST USE PREVENTION	-1,541.91	1,541.91		1,541.91			
2737 SR CTR GIFT \$15K FROM AMAZON		-15,000.00			-15,000.00		-15,000.00
2737-000-0000-000-00-00-35900 UNDESIGNATED FUND BALANC							
2737-000-0000-000-00-00-35900 UNDESIGNATED FUND BALANC							
Total 2737 SR CTR GIFT \$15K FROM AMAZON		-15,000.00			-15,000.00		-15,000.00
2738 COMPLETE STREETS \$37.5K FROM DOT	37,500.00	-37,500.00	-37,500.00				
2738-000-0000-000-00-00-35900 UNDESIGNATED FUND BALANC							
2738-000-0000-000-00-00-35900 UNDESIGNATED FUND BALANC							
2738-000-0000-000-00-00-43300 STATE GRANT REVENUE, COM							
2738-000-0000-000-00-00-43300 STATE GRANT REVENUE, COM							
Total 2738 COMPLETE STREETS \$37.5K FROM DOT	37,500.00	-37,500.00	-37,500.00				
2760 FC418 INNOV PATHWAYS PLANNING GRANT							
2760-000-0000-000-00-00-35900 UNDES FUND BALANCE, 418							
2760-000-0000-000-00-00-35900 UNDES FUND BALANCE, 418							
2760-000-0000-400-00-00-51930 418 STIPENDS TO BE SPENT							
2760-000-0000-400-00-00-51930 418 STIPENDS TO BE SPENT							
2760-000-0000-400-00-00-52400 418 CONTRACTED SERVICES							
2760-000-0000-400-00-00-52400 418 CONTRACTED SERVICES							
2760-000-0000-400-00-00-52520 418 TRAVEL TO BE SPENT							
2760-000-0000-400-00-00-52520 418 TRAVEL TO BE SPENT							
2760-000-0000-400-00-00-54160 418 SUPPLIES TO BE SPENT							
2760-000-0000-400-00-00-54160 418 SUPPLIES TO BE SPENT							
2760-000-2120-401-06-00-51930 418 PROJECT COORDINATOR							
2760-000-2120-401-06-00-51930 418 PROJECT COORDINATOR							
2760-000-2210-401-06-00-51930 418 ADMINISTRATOR STIPEN							
2760-000-2210-401-06-00-51930 418 ADMINISTRATOR STIPEN							
2760-000-2305-401-06-00-51930 418 TEACHER STIPENDS - H							
2760-000-2305-401-06-00-51930 418 TEACHER STIPENDS - H							
2760-000-2356-406-06-00-52520 418 TRAVEL - HS							
2760-000-2356-406-06-00-52520 418 TRAVEL - HS							
2760-000-2358-404-06-00-52400 418 PROFESSIONAL DEVELOP							
2760-000-2358-404-06-00-52400 418 PROFESSIONAL DEVELOP							
2760-000-2430-405-06-00-54160 418 SUPPLIES & MATERIALS							
2760-000-2430-405-06-00-54160 418 SUPPLIES & MATERIALS							
Total 2760 FC418 INNOV PATHWAYS PLANNING GRANT			21,764.00			300.00	300.00
2765 CORNERSTONES OF SCIENCE	300.00						
2765-000-0000-000-00-00-35900 UNDES FUND BALANCE, CORN							
2765-000-0000-000-00-00-35900 UNDES FUND BALANCE, CORN							
Total 2765 CORNERSTONES OF SCIENCE	300.00						
2767 HRSA COVID19							
2767-000-0000-000-00-00-35900 UNDESIGNATED FUND BALANC							
2767-000-0000-000-00-00-35900 UNDESIGNATED FUND BALANC							
2767-000-0000-000-00-00-43300 OTHER STATE REVENUE							
2767-000-0000-000-00-00-43300 OTHER STATE REVENUE							
Total 2767 HRSA COVID19							
2790 COVID-19 PD SICK LV STATE REIMB							
2790-000-0000-000-00-00-35900 UNDES FUND BALANCE, COID							
2790-000-0000-000-00-00-35900 UNDES FUND BALANCE, COID							
Total 2790 COVID-19 PD SICK LV STATE REIMB							

Fiscal Year: 2022 to 2022

Account Description	Beginning Balance	Fund Balance Transactions	Revenue	Expenditure	Sub-Total	Encumbrance	Remaining Balance
2790-000-0000-00-00-43100 FED REV PASS THRU STATE,			-83,430.97				
2790-000-0000-00-00-51141 PART/TIME PERSONNEL, COV							
Total 2790 COVID-19 PD SICK LV STATE REIMS				81,146.33			
2870 COMMUNITY GARDEN GIFTS/DONATIONS							
2870-000-0000-00-00-35900 UNDES FUND BALANCE, COM		-2,284.64	-83,430.97	81,146.33	-2,284.64		-2,284.64
2870-000-0000-00-00-48300 GIFTS/DONATIONS, COMMUNI	-652.50	-1,763.51					
2870-000-0000-00-00-52400 PROFESSIONAL SVCS, COMMU			-4,295.00		-2,416.01		-2,416.01
2870-000-0000-00-00-54150 MISC SUPPLIES, COMMUNITY				325.00			
Total 2870 COMMUNITY GARDEN GIFTS/DONATIONS				2,206.49			
2871 COMMUNITY GARDEN \$22755 ST GRANT							
2871-000-0000-00-00-35900 UNDESIGNATED FUND BALANC	-652.50	-1,763.51	-4,295.00	2,531.49	-2,416.01		-2,416.01
2871-000-0000-00-00-43300 OTHER STATE REVENUE, COM		-6,938.42					
2871-000-0000-00-00-52400 PROFESSIONAL SERVICES, C			-22,755.00		-6,938.42		-6,938.42
2871-000-0000-00-00-54150 MISCELLANEOUS SUPPLIES,				8,147.37			
Total 2871 COMMUNITY GARDEN \$22755 ST GRANT				7,669.21			
2900 TITLE II, PART A: IMPRV ED QUAL							
2900-000-0000-00-00-35900 UNDES FUND BALANCE, TITL		-6,938.42	-22,755.00	15,816.58	-6,938.42		-6,938.42
2900-000-0000-00-00-43100 FED REV PASS THRU STATE							
2900-000-0000-400-00-51480 STIPENDS TO BE SPENT		-811.61	-35,722.00		-811.61		-811.61
2900-000-0000-400-00-52400 CONTRACT FUNDS TO BE SFE							
2900-000-0000-400-00-52900 OTHER FUNDS TO BE SPENT							
2900-000-0000-400-00-54160 SUPPLY FUNDS TO BE SPENT							
2900-000-2354-401-03-00-51480 140 STIPENDS-DIPIETRO							
2900-000-2354-401-05-00-51480 140 STIPENDS-STALLBROOK							
2900-000-2354-401-06-00-51480 140 STIPENDS-BMS							
2900-000-2354-401-07-00-51480 140 STIPENDS-KMA							
2900-000-2354-401-09-00-51480 140 STIPENDS-DISTRICT							
2900-000-2354-401-10-00-51480 140 STIPENDS-DECP							
2900-000-2354-401-12-00-51480 140 STIPENDS-BMS							
2900-000-2356-405-09-00-54160 PD SUPPLIES - DIST							
2900-000-2356-406-07-00-54160 140 SUPPLIES & MATERIALS							
2900-000-2356-406-09-00-52900 140 OTHER EXPENSE - DIST							
2900-000-2358-406-09-00-52400 PROF DEY CONTRACTED SERV							
Total 2900 TITLE II, PART A: IMPRV ED QUAL							
2970 METROWEST SOCIAL EMOTIONAL LEARNING							
2970-000-0000-00-00-35900 UNDES FUND BALANCE, METR		-811.61	-35,722.00	34,910.39	-811.61		-811.61
2970-000-0000-400-00-51480 STIPENDS TO BE SPENT	-69.07	69.07					
2970-000-0000-400-00-52400 CONTRACTED SERVICES TO B							
2970-000-0000-400-00-54160 SUPPLIES TO BE SPENT							
2970-000-2415-405-09-00-54160 METROWEST OTHER INSTRUCT							
Total 2970 METROWEST SOCIAL EMOTIONAL LEARNING							
	-69.07	69.07		69.07			

1648-GLSPCREVPT.REP

Printed 09-Feb-2023 at 17:20:10 by MMACKINNON
Town of Bellingham
Special Revenue

Fiscal Year: 2022 to 2022

Account Description	Beginning Balance	Fund Balance Transactions	Revenue	Expenditure	Sub-Total	Encumbrance	Remaining Balance
2971 MCIC CIVIC LEARNING GRANT							
2971-000-0000-00-00-35900 UNDESIGNATED FUND BALANC			-5,000.00	750.00			
2971-000-0000-00-00-43300 OTHER STATE REVENUE				600.00			
2971-000-0000-00-00-52400 MCIC CONTRACTED SERVICES				1,850.00			
2971-000-2358-404-03-00-52400 MCIC PD CONSULTANTS - DI				50.00			
2971-000-2358-404-05-00-52400 MCIC PD CONSULTANTS - ST				250.00			
2971-000-2358-404-06-00-52400 MCIC PD CONSULTANTS - HS				1,500.00			
2971-000-2358-404-07-00-52400 MCIC PD CONSULTANTS - KM							
2971-000-2358-404-10-00-52400 MCIC PD CONSULTANTS - PR							
2971-000-2358-404-12-00-52400 MCIC PD CONSULTANTS - BM			-5,000.00				
2971-000-2358-404-12-00-52400 MCIC PD CONSULTANTS - BM							
Total 2971 MCIC CIVIC LEARNING GRANT							
2981 PROJECT LEAD THE WAY- GATEWAY			-11,694.00	1,200.00			
2981-000-0000-00-00-35900 UNDESIGNATED FUND BALANC				10,494.00			
2981-000-0000-00-00-43300 OTHER STATE REVENUE, PRO							
2981-000-0000-00-00-52000 PLTW GATEWAY FUNDS TO BE							
2981-000-0000-400-00-00-52000 PLTW GATEWAY CORE TRAINI							
2981-000-2356-406-12-00-52520 PLTW GATEWAY PROGRAM EQU			-11,694.00	11,694.00			
2981-000-2430-405-12-00-54160 PLTW GATEWAY PROGRAM EQU							
Total 2981 PROJECT LEAD THE WAY- GATEWAY							
2985 PROJECT LEAD THE WAY - PLTW BIOMEDICAL			-30,000.00	7,200.00			
2985-000-0000-00-00-35900 UNDESIGNATED FUND BALANC				22,800.00			
2985-000-0000-00-00-43300 OTHER STATE REVENUE, PLT							
2985-000-0000-00-00-52000 PLTW BIOMEDICAL GRANT AW							
2985-000-0000-400-00-00-52000 PLTW BIOMEDICAL CORE TRA							
2985-000-2356-406-06-00-52520 PLTW BIOMEDICAL PROGRAM			-30,000.00	30,000.00			
2985-000-2430-405-06-00-54160 PLTW BIOMEDICAL PROGRAM							
Total 2985 PROJECT LEAD THE WAY - PLTW BIOMEDICAL							
2990 SAFER SCHOOLS & COMMUNITIES			-4,580.10				
2990-000-0000-00-00-35900 UNDES FUND BALANCE, SAFE							
2990-000-0000-00-00-43300 OTHER STATE REVENUE, PLT							
2990-000-0000-00-00-52000 PLTW BIOMEDICAL GRANT AW							
2990-000-2356-406-06-00-52520 PLTW BIOMEDICAL CORE TRA							
2990-000-2430-405-06-00-54160 PLTW BIOMEDICAL PROGRAM							
Total 2990 SAFER SCHOOLS & COMMUNITIES							
3010 SEWER PROJECT-PHASE I & II			-69,709.76				
3010-000-0000-00-00-35900 UNDES FUND BALANCE, SEWE							
3010-000-0000-00-00-43300 OTHER STATE REVENUE, PLT							
3010-000-0000-00-00-52000 PLTW BIOMEDICAL GRANT AW							
3010-000-2356-406-06-00-52520 PLTW BIOMEDICAL CORE TRA							
3010-000-2430-405-06-00-54160 PLTW BIOMEDICAL PROGRAM							
Total 3010 SEWER PROJECT-PHASE I & II							
3030 SEWER-PHASE III			-20,460.44				
3030-000-0000-00-00-35900 UNDES FUND BALANCE, SEWE							
3030-000-0000-00-00-43300 OTHER STATE REVENUE, PLT							
3030-000-0000-00-00-52000 PLTW BIOMEDICAL GRANT AW							
3030-000-2356-406-06-00-52520 PLTW BIOMEDICAL CORE TRA							
3030-000-2430-405-06-00-54160 PLTW BIOMEDICAL PROGRAM							
Total 3030 SEWER-PHASE III							
3080 PHASE 3 SEWER PLANNING			-38,182.02				
3080-000-0000-00-00-35900 UNDES FUND BALANCE, PHAS							
3080-000-0000-00-00-43300 OTHER STATE REVENUE, PLT							
3080-000-0000-00-00-52000 PLTW BIOMEDICAL GRANT AW							
3080-000-2356-406-06-00-52520 PLTW BIOMEDICAL CORE TRA							
3080-000-2430-405-06-00-54160 PLTW BIOMEDICAL PROGRAM							
Total 3080 PHASE 3 SEWER PLANNING							

237

Fiscal Year: 2022 to 2022

Account Description	Beginning Balance	Fund Balance Transactions	Revenue	Expenditure	Sub-Total	Encumbrance	Remaining Balance
Total 3080 PHASE 3 SEWER PLANNING	-38,182.02				-38,182.02		-38,182.02
3090 WELL SITE ID/GENERATOR SPECS	-6,105.94				-6,105.94		-6,105.94
3090-000-0000-00-00-35900 UNDES FUND BALANCE, WELL	-6,105.94				-6,105.94		-6,105.94
Total 3090 WELL SITE ID/GENERATOR SPECS	-3,981.41				-3,981.41		-3,981.41
3350 DEPOT STREET BRIDGE	-3,981.41				-3,981.41		-3,981.41
3350-000-0000-00-00-35900 UNDES FUND BALANCE, DEPO	-3,981.41				-3,981.41		-3,981.41
Total 3350 DEPOT STREET BRIDGE	-9,623.05				-9,623.05		-9,623.05
3400 BOX POND	-9,623.05				-9,623.05		-9,623.05
3400-000-0000-00-00-35900 UNDES FUND BALANCE, BOX	-9,623.05				-9,623.05		-9,623.05
Total 3400 BOX POND	346,558.92	98,369.00	-106.00	98,475.00	444,927.92		444,927.92
3650 TITLE V SEPTIC LOAN PROGRAM	346,558.92	98,369.00	-106.00	98,475.00	444,927.92		444,927.92
3650-000-0000-00-00-35900 UNDES FUND BALANCE, TITL	346,558.92	98,369.00	-106.00	98,475.00	444,927.92		444,927.92
3650-000-0000-00-00-48400 MISCELLANEOUS REVENUE							
3650-000-0000-00-00-52400 PROFESSIONAL SERVICES							
Total 3650 TITLE V SEPTIC LOAN PROGRAM	-8,677.26				-8,677.26		-8,677.26
3807 ROADWAY IMPROVE- 4M 10/12/2011	-8,677.26				-8,677.26		-8,677.26
3807-000-0000-00-00-35900 UNDES FUND BALANCE, ROAD	-8,677.26				-8,677.26		-8,677.26
Total 3807 ROADWAY IMPROVE- 4M 10/12/2011	-4,910.10				-4,910.10		-4,910.10
3811 NEW POLICE STATION CONSTRUCTION	-4,910.10				-4,910.10		-4,910.10
3811-000-0000-00-00-35900 UNDES FUND BALANCE, NEW	-4,910.10				-4,910.10		-4,910.10
Total 3811 NEW POLICE STATION CONSTRUCTION	-3,275.00				-3,275.00		-3,275.00
3813 FIRE PUMPER [A5 STM 111418] \$655K	-3,275.00				-3,275.00		-3,275.00
3813-000-0000-00-00-35900 UNDES FUND BALANCE, FIRE	-3,275.00				-3,275.00		-3,275.00
Total 3813 FIRE PUMPER [A5 STM 111418] \$655K	-40,044.85	-171.10			-40,215.95		-40,215.95
3814 OLD MILL POND DAM REMOVAL	-40,044.85	-171.10			-40,215.95		-40,215.95
3814-000-0000-00-00-35900 UNDES FUND BALANCE, OLD	-40,044.85	-171.10			-40,215.95		-40,215.95
3814-000-0000-00-00-45001 EARNINGS ON INVESTMENT							
Total 3814 OLD MILL POND DAM REMOVAL	-99,898.55	99,585.00			-313.55		-313.55
3817 SOUTH ELEMENTARY ROOF REPLACEMENT	-99,898.55	99,585.00			-313.55		-313.55
3817-000-0000-00-00-35900 UNDES FUND BALANCE, SOUT	-99,898.55	99,585.00			-313.55		-313.55
3817-000-0000-00-00-59030 TRANSFER TO CAPITAL PROJ							

Fiscal Year: 2022 to 2022						
Account Description	Beginning Balance	Fund Balance Transactions	Revenue	Expenditure	Sub-Total	Encumbrance
						Remaining Balance
	-99,898.55	99,585.00		99,585.00	-313.55	-313.55
Total 3817 SOUTH ELEMENTARY ROOF REPLACEMENT					-392,804.08	-392,804.08
3820 DPW BLDG RENOV A5(G) STM 101216	-405,104.08	12,300.00		12,300.00		
3820-000-0000-00-00-35900 UNDES FUND BALANCE, DPW						
3820-000-0000-00-00-52400 PROFESSIONAL SERVICES				12,300.00	-392,804.08	-392,804.08
Total 3820 DPW BLDG RENOV A5(G) STM 101216						
3821 ART 18 STM 10/16 - ROADWAY IMPROVEMENTS	-107,668.04	107,668.04		107,668.04		
3821-000-0000-00-00-35900 UNDES FUND BALANCE, ROAD						
3821-000-0000-00-00-52400 PROFESSIONAL SERVICES				107,668.04		
Total 3821 ART 18 STM 10/16 - ROADWAY IMPROVEMENTS					837.61	837.61
3822 PINE GROVE SWR PMP ST ART 16 ATM 5-25-16	837.61				837.61	
3822-000-0000-00-00-35900 UNDES FUND BALANCE, PINE						
Total 3822 PINE GROVE SWR PMP ST ART 16 ATM 5-25-16					-17,104.00	-17,104.00
3823 18-05/319 SUBWATERSHED GRANT	-17,104.00				-17,104.00	
3823-000-0000-00-00-35900 UNDES FUND BALANCE, 18-0						
Total 3823 18-05/319 SUBWATERSHED GRANT						
3824 RT140/MAPLE ST RECONSTRUCT [MASSWORKS]	-174,200.12	174,200.12		174,200.12		
3824-000-0000-00-00-35900 UNDES FUND BALANCE, RT14						
3824-000-0000-00-00-52400 PROFESSIONAL SERVICES				174,200.12		
Total 3824 RT140/MAPLE ST RECONSTRUCT [MASSWORKS]					48,000.00	
3825 MUNICIPAL VULNERABILITY GRANT \$48K	-48,000.00	48,000.00		48,000.00		
3825-000-0000-00-00-35900 UNDES FUND BALANCE, MUNI						
3825-000-0000-00-00-52400 PROFESSIONAL SERVICES				48,000.00		
Total 3825 MUNICIPAL VULNERABILITY GRANT \$48K					-1,302,459.30	-1,302,459.30
3826 TOWN CTR RECONSTRUCT [MASSWORKS \$1.8M]	-1,517,323.26	214,863.96		1,095,637.65		
3826-000-0000-00-00-35900 UNDESIGNATED FUND BALANC						
3826-000-0000-00-00-43300 OTHER STATE REVENUE, TOW				1,134,201.61		
3826-000-0000-00-00-52400 PROFESSIONAL SERVICES, T				176,300.00		
3826-000-0000-00-00-52400 CAP OUTLAY-EASEMENTS (TE				1,310,501.61		
Total 3826 TOWN CTR RECONSTRUCT [MASSWORKS \$1.8M]					-1,302,459.30	-1,302,459.30
3827 BHS GYM FLOOR/HVAC A6 STM 111820 \$548K	-1,000.00					
3827-000-0000-00-00-32110 F/B RES FOR ENCUMB, BHS						
3827-000-0000-00-00-35900 UNDES F/B, BHS GYM FLOOR						
3827-000-0000-00-00-52400 BHS GYM FLOOR/HVAC A6 ST						
3827-000-0000-00-00-52400 BHS GYM FLOOR/HVAC A6 ST						
Total 3827 BHS GYM FLOOR/HVAC A6 STM 111820 \$548K						
3828 BHS GYM FLOOR/HVAC A6 STM 111820 \$548K	-401,989.60					
3828-000-0000-00-00-32110 F/B RES FOR ENCUMB, BHS						
3828-000-0000-00-00-35900 UNDES F/B, BHS GYM FLOOR						
3828-000-0000-00-00-52400 BHS GYM FLOOR/HVAC A6 ST						
3828-000-0000-00-00-52400 BHS GYM FLOOR/HVAC A6 ST						
Total 3828 BHS GYM FLOOR/HVAC A6 STM 111820 \$548K						
3829 BHS GYM FLOOR/HVAC A6 STM 111820 \$548K						
3829-000-0000-00-00-32110 F/B RES FOR ENCUMB, BHS						
3829-000-0000-00-00-35900 UNDES F/B, BHS GYM FLOOR						
3829-000-0000-00-00-52400 BHS GYM FLOOR/HVAC A6 ST						
3829-000-0000-00-00-52400 BHS GYM FLOOR/HVAC A6 ST						
Total 3829 BHS GYM FLOOR/HVAC A6 STM 111820 \$548K						
3830 BHS GYM FLOOR/HVAC A6 STM 111820 \$548K						
3830-000-0000-00-00-32110 F/B RES FOR ENCUMB, BHS						
3830-000-0000-00-00-35900 UNDES F/B, BHS GYM FLOOR						
3830-000-0000-00-00-52400 BHS GYM FLOOR/HVAC A6 ST						
3830-000-0000-00-00-52400 BHS GYM FLOOR/HVAC A6 ST						
Total 3830 BHS GYM FLOOR/HVAC A6 STM 111820 \$548K						
3831 BHS GYM FLOOR/HVAC A6 STM 111820 \$548K						
3831-000-0000-00-00-32110 F/B RES FOR ENCUMB, BHS						
3831-000-0000-00-00-35900 UNDES F/B, BHS GYM FLOOR						
3831-000-0000-00-00-52400 BHS GYM FLOOR/HVAC A6 ST						
3831-000-0000-00-00-52400 BHS GYM FLOOR/HVAC A6 ST						
Total 3831 BHS GYM FLOOR/HVAC A6 STM 111820 \$548K						
3832 BHS GYM FLOOR/HVAC A6 STM 111820 \$548K						
3832-000-0000-00-00-32110 F/B RES FOR ENCUMB, BHS						
3832-000-0000-00-00-35900 UNDES F/B, BHS GYM FLOOR						
3832-000-0000-00-00-52400 BHS GYM FLOOR/HVAC A6 ST						
3832-000-0000-00-00-52400 BHS GYM FLOOR/HVAC A6 ST						
Total 3832 BHS GYM FLOOR/HVAC A6 STM 111820 \$548K						
3833 BHS GYM FLOOR/HVAC A6 STM 111820 \$548K						
3833-000-0000-00-00-32110 F/B RES FOR ENCUMB, BHS						
3833-000-0000-00-00-35900 UNDES F/B, BHS GYM FLOOR						
3833-000-0000-00-00-52400 BHS GYM FLOOR/HVAC A6 ST						
3833-000-0000-00-00-52400 BHS GYM FLOOR/HVAC A6 ST						
Total 3833 BHS GYM FLOOR/HVAC A6 STM 111820 \$548K						
3834 BHS GYM FLOOR/HVAC A6 STM 111820 \$548K						
3834-000-0000-00-00-32110 F/B RES FOR ENCUMB, BHS						
3834-000-0000-00-00-35900 UNDES F/B, BHS GYM FLOOR						
3834-000-0000-00-00-52400 BHS GYM FLOOR/HVAC A6 ST						
3834-000-0000-00-00-52400 BHS GYM FLOOR/HVAC A6 ST						
Total 3834 BHS GYM FLOOR/HVAC A6 STM 111820 \$548K						
3835 BHS GYM FLOOR/HVAC A6 STM 111820 \$548K						
3835-000-0000-00-00-32110 F/B RES FOR ENCUMB, BHS						
3835-000-0000-00-00-35900 UNDES F/B, BHS GYM FLOOR						
3835-000-0000-00-00-52400 BHS GYM FLOOR/HVAC A6 ST						
3835-000-0000-00-00-52400 BHS GYM FLOOR/HVAC A6 ST						
Total 3835 BHS GYM FLOOR/HVAC A6 STM 111820 \$548K						
3836 BHS GYM FLOOR/HVAC A6 STM 111820 \$548K						
3836-000-0000-00-00-32110 F/B RES FOR ENCUMB, BHS						
3836-000-0000-00-00-35900 UNDES F/B, BHS GYM FLOOR						
3836-000-0000-00-00-52400 BHS GYM FLOOR/HVAC A6 ST						
3836-000-0000-00-00-52400 BHS GYM FLOOR/HVAC A6 ST						
Total 3836 BHS GYM FLOOR/HVAC A6 STM 111820 \$548K						
3837 BHS GYM FLOOR/HVAC A6 STM 111820 \$548K						
3837-000-0000-00-00-32110 F/B RES FOR ENCUMB, BHS						
3837-000-0000-00-00-35900 UNDES F/B, BHS GYM FLOOR						
3837-000-0000-00-00-52400 BHS GYM FLOOR/HVAC A6 ST						
3837-000-0000-00-00-52400 BHS GYM FLOOR/HVAC A6 ST						
Total 3837 BHS GYM FLOOR/HVAC A6 STM 111820 \$548K						
3838 BHS GYM FLOOR/HVAC A6 STM 111820 \$548K						
3838-000-0000-00-00-32110 F/B RES FOR ENCUMB, BHS						
3838-000-0000-00-00-35900 UNDES F/B, BHS GYM FLOOR						
3838-000-0000-00-00-52400 BHS GYM FLOOR/HVAC A6 ST						
3838-000-0000-00-00-52400 BHS GYM FLOOR/HVAC A6 ST						
Total 3838 BHS GYM FLOOR/HVAC A6 STM 111820 \$548K						
3839 BHS GYM FLOOR/HVAC A6 STM 111820 \$548K						
3839-000-0000-00-00-32110 F/B RES FOR ENCUMB, BHS						
3839-000-0000-00-00-35900 UNDES F/B, BHS GYM FLOOR						
3839-000-0000-00-00-52400 BHS GYM FLOOR/HVAC A6 ST						
3839-000-0000-00-00-52400 BHS GYM FLOOR/HVAC A6 ST						
Total 3839 BHS GYM FLOOR/HVAC A6 STM 111820 \$548K						
3840 BHS GYM FLOOR/HVAC A6 STM 111820 \$548K						
3840-000-0000-00-00-32110 F/B RES FOR ENCUMB, BHS						
3840-000-0000-00-00-35900 UNDES F/B, BHS GYM FLOOR						
3840-000-0000-00-00-52400 BHS GYM FLOOR/HVAC A6 ST						
3840-000-0000-00-00-52400 BHS GYM FLOOR/HVAC A6 ST						
Total 3840 BHS GYM FLOOR/HVAC A6 STM 111820 \$548K						
3841 BHS GYM FLOOR/HVAC A6 STM 111820 \$548K						
3841-000-0000-00-00-32110 F/B RES FOR ENCUMB, BHS						
3841-000-0000-00-00-35900 UNDES F/B, BHS GYM FLOOR						
3841-000-0000-00-00-52400 BHS GYM FLOOR/HVAC A6 ST						
3841-000-0000-00-00-52400 BHS GYM FLOOR/HVAC A6 ST						
Total 3841 BHS GYM FLOOR/HVAC A6 STM 111820 \$548K						
3842 BHS GYM FLOOR/HVAC A6 STM 111820 \$548K						
3842-000-0000-00-00-32110 F/B RES FOR ENCUMB, BHS						
3842-000-0000-00-00-35900 UNDES F/B, BHS GYM FLOOR						
3842-000-0000-00-00-52400 BHS GYM FLOOR/HVAC A6 ST						
3842-000-0000-00-00-52400 BHS GYM FLOOR/HVAC A6 ST						
Total 3842 BHS GYM FLOOR/HVAC A6 STM 111820 \$548K						
3843 BHS GYM FLOOR/HVAC A6 STM 111820 \$548K						
3843-000-0000-00-00-32110 F/B RES FOR ENCUMB, BHS						
3843-000-0000-00-00-35900 UNDES F/B, BHS GYM FLOOR						
3843-000-0000-00-00-52400 BHS GYM FLOOR/HVAC A6 ST						
3843-000-0000-00-00-52400 BHS GYM FLOOR/HVAC A6 ST						
Total 3843 BHS GYM FLOOR/HVAC A6 STM 111820 \$548K						
3844 BHS GYM FLOOR/HVAC A6 STM 111820 \$548K						
3844-000-0000-00-00-32110 F/B RES FOR ENCUMB, BHS						
3844-000-0000-00-00-35900 UNDES F/B, BHS GYM FLOOR						
3844-000-0000-00-00-52400 BHS GYM FLOOR/HVAC A6 ST						
3844-000-0000-00-00-52400 BHS GYM FLOOR/HVAC A6 ST						
Total 3844 BHS GYM FLOOR/HVAC A6 STM 111820 \$548K						
3845 BHS GYM FLOOR/HVAC A6 STM 111820 \$548K						
3845-000-0000-00-00-32110 F/B RES FOR ENCUMB, BHS						
3845-000-0000-00-00-35900 UNDES F/B, BHS GYM FLOOR						
3845-000-0000-00-00-52400 BHS GYM FLOOR/HVAC A6 ST						
3845-000-0000-00-00-52400 BHS GYM FLOOR/HVAC A6 ST						
Total 3845 BHS GYM FLOOR/HVAC A6 STM 111820 \$548K						
3846 BHS GYM FLOOR/HVAC A6 STM 111820 \$548K						
3846-000-0000-00-00-32110 F/B RES FOR ENCUMB, BHS						
3846-000-0000-00-00-35900 UNDES F/B, BHS GYM FLOOR						
3846-000-0000-00-00-52400 BHS GYM FLOOR/HVAC A6 ST						
3846-000-0000-00-00-52400 BHS GYM FLOOR/HVAC A6 ST						
Total 3846 BHS GYM FLOOR/HVAC A6 STM 111820 \$548K						
3847 BHS GYM FLOOR/HVAC A6 STM 111820 \$548K						
3847-000-0000-00-00-32110 F/B RES FOR ENCUMB, BHS						
3847-000-0000-00-00-35900 UNDES F/B, BHS GYM FLOOR						
3847-000-0000-00-00-52400 BHS GYM FLOOR/HVAC A6 ST						
3847-000-0000-00-00-52400 BHS GYM FLOOR/HVAC A6 ST						
Total 3847 BHS GYM FLOOR/HVAC A6 STM 111820 \$548K						
3848 BHS GYM FLOOR/HVAC A6 STM 111820 \$548K						
3848-000-0000-00-00-32110 F/B RES FOR ENCUMB, BHS						
3848-000-0000-00-00-35900 UNDES F/B, BHS GYM FLOOR						
3848-000-0000-00-00-52400 BHS GYM FLOOR/HVAC A6 ST						
3848-000-0000-00-00-52400 BHS GYM FLOOR/HVAC A6 ST						
Total 3848 BHS GYM FLOOR/HVAC A6 STM 111820 \$548K						
3849 BHS GYM FLOOR/HVAC A6 STM 111820 \$548K						
3849-000-0000-00-00-32110 F/B RES FOR ENCUMB, BHS						
3849-000-0000-00-00-35900 UNDES F/B, BHS GYM FLOOR						
3849-000-0000-00-00-52400 BHS GYM FLOOR/HVAC A6 ST						
3849-000-0000-00-00-52400 BHS GYM FLOOR/HVAC A6 ST						
Total 3849 BHS GYM FLOOR/HVAC A6 STM 111820 \$548K						
3850 BHS GYM FLOOR/HVAC A6 STM 111820 \$548K						
3850-000-0000-00-00-32110 F/B RES FOR ENCUMB, BHS						
3850-000-0000-00-00-35900 UNDES F/B, BHS GYM FLOOR						
3850-000-0000-00-00-52400 BHS GYM FLOOR/HVAC A6 ST						
3850-000-0000-00-00-52400 BHS GYM FLOOR/HVAC A6 ST						
Total 3850 BHS GYM FLOOR/HVAC A6 STM 111820 \$548K						
3851 BHS GYM FLOOR/HVAC A6 STM 111820 \$548K						
3851-000-0000-00-00-32110 F/B RES FOR ENCUMB, BHS						
3851-000-0000-00-00-35900 UNDES F/B, BHS GYM FLOOR						
3851-000-0000-00-00-52400 B						

Town of Bellingham
Special Revenue

Fiscal Year: 2022 to 2022

Account Description	Beginning Balance	Fund Balance Transactions	Revenue	Expenditure	Sub-Total	Encumbrance	Remaining Balance
3827-000-4220-404-06-00-52400 BHS GYM FLOOR/HVAC A6 ST							
Total 3827 BHS GYM FLOOR/HVAC A6 STM 111820 \$548K	-402,989.60	402,989.60		400,744.55			
3828 UST REMOVAL DESIGN/ENGINE (A6 STM 111820)				402,989.60			
3828-000-0000-000-00-00-35900 UNDESIGNATED FUND BALANC							
3828-000-0000-000-00-00-52400 PROFESSIONAL SERVICES, U	-14,980.25	14,980.25					
Total 3828 UST REMOVAL DESIGN/ENGINE (A6 STM 111820)	-14,980.25	14,980.25		14,980.25			
3830 A6 STM 111721 SO MAIN STANDPIPE \$841K							
3830-000-0000-000-00-00-35900 UNDESIGNATED FUND BALANC							
3830-000-0000-000-00-00-49100 PROCEEDS FROM SALE OF BO		-597,711.25					
3830-000-0000-000-00-00-49100 PROCEEDS FROM SALE OF BO			-787,900.00		-597,711.25		-597,711.25
3830-000-0000-000-00-00-49701 TRANSFER FROM SPECIAL RE			-53,275.00				
3830-000-0000-000-00-00-52400 PROFESSIONAL SERVICES, A							
Total 3830 A6 STM 111721 SO MAIN STANDPIPE \$841K				243,463.75			
3831 A14 STM 111721 ROAD IMPRV \$1.5M							
3831-000-0000-000-00-00-35900 UNDESIGNATED FUND BALANC							
3831-000-0000-000-00-00-49100 PROCEEDS FROM SALE OF BO		-1,500,000.00		243,463.75	-597,711.25		-597,711.25
Total 3831 A14 STM 111721 ROAD IMPRV \$1.5M					-1,500,000.00		-1,500,000.00
3832 A15 STM 111721 215 DEPOT ST \$2.7M							
3832-000-0000-000-00-00-35900 UNDESIGNATED FUND BALANC							
3832-000-0000-000-00-00-49100 PROCEEDS FROM SALE OF BO		-1,500,000.00					
3832-000-0000-000-00-00-49701 TRANSFER FROM SPECIAL RE			-1,418,400.00		-1,500,000.00		-1,500,000.00
3832-000-0000-000-00-00-58100 CAP OUTLAY-LAND ACQUISIT							
Total 3832 A15 STM 111721 215 DEPOT ST \$2.7M					-1,500,000.00		-1,500,000.00
3833 BHS ROOF RPR-A6 STM 111721 (FROM #3817)							
3833-000-0000-000-00-00-32110 F/B RESERVED FOR ENCUMBR							
3833-000-0000-000-00-00-35900 UNDESIGNATED FUND BALANC							
3833-000-0000-000-00-00-49702 XFR FROM CAP PROJ, BHS R		-75,200.00					
3833-000-0000-000-00-00-52400 PROFESSIONAL SERVICES, B		-20,085.00			-75,200.00		-75,200.00
Total 3833 BHS ROOF RPR-A6 STM 111721 (FROM #3817)					-20,085.00		-20,085.00
4005 ENHOT GRANT (ELDER MENTL HLTH)							
4005-000-0000-000-00-00-35900 UNDES FUND BALANCE, MCOA							
4005-000-0000-000-00-00-43310 OTHER GRANTS - PUBLIC AG							
4005-000-0000-000-00-00-52020 POSTAGE							
4005-000-0000-000-00-00-52030 TELEPHONE							
4005-000-0000-000-00-00-52400 PROFESSIONAL SERVICES							
4005-000-0000-000-00-00-52520 IN-STATE TRAVEL							
4005-000-0000-000-00-00-54080 OFFICE EQUIPMENT							
4005-000-0000-000-00-00-54090 OFFICE SUPPLIES							
4005-000-0000-000-00-00-54150 MISCELLANEOUS SUPPLIES							
Total 4005 ENHOT GRANT (ELDER MENTL HLTH)	19,441.21	9,870.95	-113,640.42	69.48	29,312.16	75,200.00	29,312.16
				929.28			
				120,171.50			
				1,181.49			
				545.11			
				272.06			
				342.45			

Fiscal Year: 2022 to 2022							
Account Description	Beginning Balance	Fund Balance Transactions	Revenue	Expenditure	Sub-Total	Encumbrance	Remaining Balance
Total 4005 EMHOT GRANT (ELDER MENTL HLTH)	19,441.21	9,870.95	-113,640.42	123,511.37	29,312.16		29,312.16
4006 EMHOT-ARPA \$18K ADDL (EXP 9/2022)		2,042.49		84.48			
4006-000-0000-000-00-00-35900 UNDESIGNATED FUND BALANC				1,521.01			
4006-000-0000-000-00-00-52030 TELEPHONE, EMHOT-ARPA \$1							
4006-000-0000-000-00-00-52520 IN-STATE TRAVEL, EMHOT-A		2,042.49		1,605.49	2,042.49		2,042.49
4006-000-0000-000-00-00-52520 IN-STATE TRAVEL, EMHOT-A							
Total 4006 EMHOT-ARPA \$18K ADDL (EXP 9/2022)		-21,738.42	-34,092.00	1,852.50			
4010 FORMULA GRANT (COA)	-17,335.42			19,916.27			
4010-000-0000-000-00-00-35900 UNDES FUND BALANCE, FORM							
4010-000-0000-000-00-00-43300 OTHER STATE REVENUE							
4010-000-0000-000-00-00-51140 SALARIES P/T PERSONNEL							
4010-000-0000-000-00-00-52400 PROFESSIONAL SERVICES							
4010-000-0000-000-00-00-52400 PROFESSIONAL SERVICES		-21,738.42	-34,092.00	21,768.77	-39,073.84		-39,073.84
4010-000-0000-000-00-00-52400 PROFESSIONAL SERVICES		-17,335.42					
Total 4010 FORMULA GRANT (COA)		700.00			700.00		700.00
4015 MCOA CAREGIVER & BEREAVEMENT SUPPORT GRT	700.00						
4015-000-0000-000-00-00-35900 UNDES FUND BALANCE, MCOA		700.00					
4015-000-0000-000-00-00-35900 UNDES FUND BALANCE, MCOA							
Total 4015 MCOA CAREGIVER & BEREAVEMENT SUPPORT GRT		7,500.00	-7,500.00				
4016 MCOA: NUTRITION GRNT \$7500	7,500.00						
4016-000-0000-000-00-00-35900 UNDESIGNATED FUND BALANC							
4016-000-0000-000-00-00-43300 OTHER STATE REVENUE, MCO							
4016-000-0000-000-00-00-43300 OTHER STATE REVENUE, MCO		7,500.00	-7,500.00				
Total 4016 MCOA: NUTRITION GRNT \$7500		1,139.90	-1,139.90				
4017 MCOA: CAREGVR & RESPITE \$1167	1,139.90						
4017-000-0000-000-00-00-35900 UNDESIGNATED FUND BALANC							
4017-000-0000-000-00-00-43300 OTHER STATE REVENUE, MCO							
4017-000-0000-000-00-00-43300 OTHER STATE REVENUE, MCO		1,139.90	-1,139.90				
Total 4017 MCOA: CAREGVR & RESPITE \$1167		-4,740.00	-4,740.00				
4018 MCOA CAREGIVER \$7800 EXP 063022							
4018-000-0000-000-00-00-35900 UNDESIGNATED FUND BALANC							
4018-000-0000-000-00-00-43300 OTHER STATE REVENUE, MCO							
4018-000-0000-000-00-00-43300 OTHER STATE REVENUE, MCO		-4,740.00	-4,740.00				
Total 4018 MCOA CAREGIVER \$7800 EXP 063022		3,111.51	-30,904.84				
4020 LIBR - STATE AID (MEG/LIG)	-35,379.18						
4020-000-0000-000-00-00-35900 UNDES FUND BALANCE, LIBR							
4020-000-0000-000-00-00-43300 OTHER STATE REVENUE							
4020-000-0000-000-00-00-51140 SALARIES P/T PERSONNEL							
4020-000-0000-000-00-00-52400 PROFESSIONAL SERVICES							
4020-000-0000-000-00-00-52400 PROFESSIONAL SERVICES							
4020-000-0000-000-00-00-54150 SUPPLIES AND MATERIALS							
4020-000-0000-000-00-00-54150 SUPPLIES AND MATERIALS		3,111.51	-30,904.84				
Total 4020 LIBR - STATE AID (MEG/LIG)		-35,379.18	-30,904.84				
4020-000-0000-000-00-00-54150 SUPPLIES AND MATERIALS							
4020-000-0000-000-00-00-54150 SUPPLIES AND MATERIALS							
Total 4020 LIBR - STATE AID (MEG/LIG)							
4020-000-0000-000-00-00-54150 SUPPLIES AND MATERIALS							
4020-000-0000-000-00-00-54150 SUPPLIES AND MATERIALS							
Total 4020 LIBR - STATE AID (MEG/LIG)							
4020-000-0000-000-00-00-54150 SUPPLIES AND MATERIALS							
4020-000-0000-000-00-00-54150 SUPPLIES AND MATERIALS							
Total 4020 LIBR - STATE AID (MEG/LIG)							
4020-000-0000-000-00-00-54150 SUPPLIES AND MATERIALS							
4020-000-0000-000-00-00-54150 SUPPLIES AND MATERIALS							
Total 4020 LIBR - STATE AID (MEG/LIG)							
4020-000-0000-000-00-00-54150 SUPPLIES AND MATERIALS							
4020-000-0000-000-00-00-54150 SUPPLIES AND MATERIALS							
Total 4020 LIBR - STATE AID (MEG/LIG)							
4020-000-0000-000-00-00-54150 SUPPLIES AND MATERIALS							
4020-000-0000-000-00-00-54150 SUPPLIES AND MATERIALS							
Total 4020 LIBR - STATE AID (MEG/LIG)							
4020-000-0000-000-00-00-54150 SUPPLIES AND MATERIALS							
4020-000-0000-000-00-00-54150 SUPPLIES AND MATERIALS							
Total 4020 LIBR - STATE AID (MEG/LIG)							
4020-000-0000-000-00-00-54150 SUPPLIES AND MATERIALS							
4020-000-0000-000-00-00-54150 SUPPLIES AND MATERIALS							
Total 4020 LIBR - STATE AID (MEG/LIG)							
4020-000-0000-000-00-00-54150 SUPPLIES AND MATERIALS							
4020-000-0000-000-00-00-54150 SUPPLIES AND MATERIALS							
Total 4020 LIBR - STATE AID (MEG/LIG)							
4020-000-0000-000-00-00-54150 SUPPLIES AND MATERIALS							
4020-000-0000-000-00-00-54150 SUPPLIES AND MATERIALS							
Total 4020 LIBR - STATE AID (MEG/LIG)							
4020-000-0000-000-00-00-54150 SUPPLIES AND MATERIALS							
4020-000-0000-000-00-00-54150 SUPPLIES AND MATERIALS							
Total 4020 LIBR - STATE AID (MEG/LIG)							
4020-000-0000-000-00-00-54150 SUPPLIES AND MATERIALS							
4020-000-0000-000-00-00-54150 SUPPLIES AND MATERIALS							
Total 4020 LIBR - STATE AID (MEG/LIG)							
4020-000-0000-000-00-00-54150 SUPPLIES AND MATERIALS							
4020-000-0000-000-00-00-54150 SUPPLIES AND MATERIALS							
Total 4020 LIBR - STATE AID (MEG/LIG)							
4020-000-0000-000-00-00-54150 SUPPLIES AND MATERIALS							
4020-000-0000-000-00-00-54150 SUPPLIES AND MATERIALS							
Total 4020 LIBR - STATE AID (MEG/LIG)							
4020-000-0000-000-00-00-54150 SUPPLIES AND MATERIALS							
4020-000-0000-000-00-00-54150 SUPPLIES AND MATERIALS							
Total 4020 LIBR - STATE AID (MEG/LIG)							
4020-000-0000-000-00-00-54150 SUPPLIES AND MATERIALS							
4020-000-0000-000-00-00-54150 SUPPLIES AND MATERIALS							
Total 4020 LIBR - STATE AID (MEG/LIG)							
4020-000-0000-000-00-00-54150 SUPPLIES AND MATERIALS							
4020-000-0000-000-00-00-54150 SUPPLIES AND MATERIALS							
Total 4020 LIBR - STATE AID (MEG/LIG)							
4020-000-0000-000-00-00-54150 SUPPLIES AND MATERIALS							
4020-000-0000-000-00-00-54150 SUPPLIES AND MATERIALS							
Total 4020 LIBR - STATE AID (MEG/LIG)							
4020-000-0000-000-00-00-54150 SUPPLIES AND MATERIALS							
4020-000-0000-000-00-00-54150 SUPPLIES AND MATERIALS							
Total 4020 LIBR - STATE AID (MEG/LIG)							
4020-000-0000-000-00-00-54150 SUPPLIES AND MATERIALS							
4020-000-0000-000-00-00-54150 SUPPLIES AND MATERIALS							
Total 4020 LIBR - STATE AID (MEG/LIG)							
4020-000-0000-000-00-00-54150 SUPPLIES AND MATERIALS							
4020-000-0000-000-00-00-54150 SUPPLIES AND MATERIALS							
Total 4020 LIBR - STATE AID (MEG/LIG)							
4020-000-0000-000-00-00-54150 SUPPLIES AND MATERIALS							
4020-000-0000-000-00-00-54150 SUPPLIES AND MATERIALS							
Total 4020 LIBR - STATE AID (MEG/LIG)							
4020-000-0000-000-00-00-54150 SUPPLIES AND MATERIALS							
4020-000-0000-000-00-00-54150 SUPPLIES AND MATERIALS							
Total 4020 LIBR - STATE AID (MEG/LIG)							
4020-000-0000-000-00-00-54150 SUPPLIES AND MATERIALS							
4020-000-0000-000-00-00-54150 SUPPLIES AND MATERIALS							
Total 4020 LIBR - STATE AID (MEG/LIG)							
4020-000-0000-000-00-00-54150 SUPPLIES AND MATERIALS							
4020-000-0000-000-00-00-54150 SUPPLIES AND MATERIALS							
Total 4020 LIBR - STATE AID (MEG/LIG)							
4020-000-0000-000-00-00-54150 SUPPLIES AND MATERIALS							
4020-000-0000-000-00-00-54150 SUPPLIES AND MATERIALS							
Total 4020 LIBR - STATE AID (MEG/LIG)							
4020-000-0000-000-00-00-54150 SUPPLIES AND MATERIALS							
4020-000-0000-000-00-00-54150 SUPPLIES AND MATERIALS							
Total 4020 LIBR - STATE AID (MEG/LIG)							
4020-000-0000-000-00-00-54150 SUPPLIES AND MATERIALS							
4020-000-0000-000-00-00-54150 SUPPLIES AND MATERIALS							
Total 4020 LIBR - STATE AID (MEG/LIG)							
4020-000-0000-000-00-00-54150 SUPPLIES AND MATERIALS							
4020-000-0000-000-00-00-54150 SUPPLIES AND MATERIALS							
Total 4020 LIBR - STATE AID (MEG/LIG)							
4020-000-0000-000-00-00-54150 SUPPLIES AND MATERIALS							
4020-000-0000-000-00-00-54150 SUPPLIES AND MATERIALS							
Total 4020 LIBR - STATE AID (MEG/LIG)							
4020-000-0000-000-00-00-54150 SUPPLIES AND MATERIALS							
4020-000-0000-000-00-00-54150 SUPPLIES AND MATERIALS							
Total 4020 LIBR - STATE AID (MEG/LIG)							
4020-000-0000-000-00-00-54150 SUPPLIES AND MATERIALS							
4020-000-0000-000-00-00-54150 SUPPLIES AND MATERIALS							
Total 4020 LIBR - STATE AID (MEG/LIG)							
4020-000-0000-000-00-00-54150 SUPPLIES AND MATERIALS							
4020-000-0000-000-00-00-54150 SUPPLIES AND MATERIALS							
Total 4020 LIBR - STATE AID (MEG/LIG)							
4020-000-0000-000-00-00-54150 SUPPLIES AND MATERIALS							
4020-000-0000-000-00-00-54150 SUPPLIES AND MATERIALS							
Total 4020 LIBR - STATE AID (MEG/LIG)							
4020-000-0000-000-00-00-54150 SUPPLIES AND MATERIALS							
4020-000-0000-000-00-00-54150 SUPPLIES AND MATERIALS							
Total 4020 LIBR - STATE AID (MEG/LIG)							
4020-000-0000-000-00-00-54150 SUPPLIES AND MATERIALS							
4020-000-0000-000-00-00-54150 SUPPLIES AND MATERIALS							
Total 4020 LIBR - STATE AID (MEG/LIG)							
4020-000-0000-000-00-00-54150 SUPPLIES AND MATERIALS							
4020-000-0000-000-00-00-54150 SUPPLIES AND MATERIALS							
Total 4020 LIBR - STATE AID (MEG/LIG)							
4020-000-0000-000-00-00-54150 SUPPLIES AND MATERIALS							
4020-000-0000-000-00-00-54150 SUPPLIES AND MATERIALS							
Total 4020 LIBR - STATE AID (MEG/LIG)							
4020-000-0000-000-00-00-54150 SUPPLIES AND MATERIALS							
4020-000-0000-000-00-00-54150 SUPPLIES AND MATERIALS							
Total 4020 LIBR - STATE AID (MEG/LIG)							
4020-000-0000-000-00-00-54150 SUPPLIES AND MATERIALS							
4020-000-0000-000-00-00-54150 SUPPLIES AND MATERIALS							
Total 4020 LIBR - STATE AID (MEG/LIG)							
4020-000-0000-000-00-00-54150 SUPPLIES AND MATERIALS							
4020-000-0000-000-00-00-54150 SUPPLIES AND MATERIALS							
Total 4020 LIBR - STATE AID (MEG/LIG)							
4020-000-0000-000-00-00-54150 SUPPLIES AND MATERIALS							
4020-000-0000-000-00-00-54150 SUPPLIES AND MATERIALS							
Total 4020 LIBR - STATE AID (MEG/LIG)							
4020-000-0000-000-00-00-54150 SUPPLIES AND MATERIALS							
4020-000-0000-000-00-00-54150 SUPPLIES AND MATERIALS							
Total 4020 LIBR - STATE AID (MEG/LIG)							
4020-000-0000-000-00-00-54150 SUPPLIES AND MATERIALS							
4020-000-0000-000-00-00-54150 SUPPLIES AND MATERIALS							
Total 4020 LIBR - STATE AID (MEG/LIG)							
4020-000-0000-000-00-00-54150 SUPPLIES AND MATERIALS							
4020-000-0000-000-00-00-54150 SUPPLIES AND MATERIALS							
Total 4020 LIBR - STATE AID (MEG/LIG)							
4020-000-0000-000-00-00-54150 SUPPLIES AND MATERIALS							

Town of Bellingham
Special Revenue

Fiscal Year: 2022 to 2022

Account Description	Beginning Balance	Fund Balance Transactions	Revenue	Expenditure	Sub-Total	Encumbrance	Remaining Balance
4030 ELECTIONS-EXTENDED POLLING HRS							
4030-000-0000-00-00-35900 UNDES FUND BALANCE, ELEC	-13,681.44	684.00			-12,997.44		-12,997.44
4030-000-0000-00-00-43300 OTHER STATE REVENUE							
4030-000-0000-00-00-51140 SALARIES P/T PERSONNEL							
Total 4030 ELECTIONS-EXTENDED POLLING HRS	-13,681.44	684.00		684.00	-12,997.44		-12,997.44
4041 FEMA/NEHA-4/18/22 SNOWSTORM REIMB							
4041-000-0000-00-00-35900 UNDESIGNATED FUND BALANC		76,275.54			76,275.54		76,275.54
4041-000-0000-00-00-51140 PART-TIME PERSONNEL SALA							
Total 4041 FEMA/NEHA-4/18/22 SNOWSTORM REIMB		76,275.54		1,475.55	76,275.54		76,275.54
4050 TOBACCO CNTRL/BOH ALERT NTRK							
4050-000-0000-00-00-35900 UNDES FUND BALANCE, TOBA	-2,420.27	-400.00			-2,820.27		-2,820.27
4050-000-0000-00-00-43301 STATE REV - TOBACCO COMP			-400.00		-400.00		-400.00
Total 4050 TOBACCO CNTRL/BOH ALERT NTRK	-2,420.27	-400.00	-400.00		-2,820.27		-2,820.27
4070 MASS DOT-WINTER REPAIR/RECOVERY PROGRAM							
4070-000-0000-00-00-35900 UNDES FUND BALANCE, MASS	-643.25				-643.25		-643.25
Total 4070 MASS DOT-WINTER REPAIR/RECOVERY PROGRAM	-643.25				-643.25		-643.25
4080 CULTURAL COUNCIL							
4080-000-0000-00-00-35900 UNDES FUND BALANCE, CULT	-10,565.64	-4,433.54			-14,999.18		-14,999.18
4080-000-0000-00-00-43300 OTHER STATE REVENUE							
4080-000-0000-00-00-45001 EARNINGS ON INVESTMENT			-9,100.00		-9,100.00		-9,100.00
4080-000-0000-00-00-52400 PROFESSIONAL SERVICES			-13.54		-13.54		-13.54
Total 4080 CULTURAL COUNCIL	-10,565.64	-4,433.54	-9,113.54	4,680.00	-14,999.18		-14,999.18
4100 CDBG PROGRAM INCOME							
4100-000-0000-00-00-35900 UNDES FUND BALANCE, CDBG	-17,000.11	-14,026.42			-31,026.53		-31,026.53
4100-000-0000-00-00-45001 EARNINGS ON INVESTMENT			-1.91		-1.91		-1.91
4100-000-0000-00-00-48400 CDBG PROGRAM INCOME			-35,002.00		-35,002.00		-35,002.00
4100-000-0000-00-00-59021 TRANSFER TO 4101 CDBG MI							
Total 4100 CDBG PROGRAM INCOME	-17,000.11	-14,026.42	-35,003.91	20,977.49	-31,026.53		-31,026.53
4101 CDBG MISC INCOME (UNRESTRICTED)							
4101-000-0000-00-00-35900 UNDES FUND BALANCE, CDBG	-17,341.29	-9,803.32			-27,144.61		-27,144.61
4101-000-0000-00-00-45001 EARNINGS ON INVESTMENT			-2.02		-2.02		-2.02
4101-000-0000-00-00-48400 CDBG MISC INCOME (UNREST			-12,531.25		-12,531.25		-12,531.25
4101-000-0000-00-00-49701 TRANSFER FROM CDBG PROG			-20,977.49		-20,977.49		-20,977.49
4101-000-0000-00-00-52400 PROFESSIONAL SERVICES							
4101-000-0000-00-00-54150 MISCELLANEOUS SUPPLIES							
Total 4101 CDBG MISC INCOME (UNRESTRICTED)	-17,341.29	-9,803.32	-33,510.76	23,707.44	-27,144.61		-27,144.61

Fiscal Year: 2022		Beginning Balance	Fund Balance Transactions	Revenue	Expenditure	Sub-Total	Encumbrance	Remaining Balance
	Account Description							
	4120 POLICE-STATE 911 SUPPORT & INCENTIVE GRT			-55,942.00	55,942.00			
	1120-000-0000-00-00-35900 UNDES FUND BALANCE, POLI							
	1120-000-0000-00-00-43300 OTHER STATE REVENUE			-55,942.00	55,942.00			-478.16
	4120-000-0000-00-00-51171 CIVILIAN PERSONNEL - DIS							-478.16
	Total 4120 POLICE-STATE 911 SUPPORT & INCENTIVE GRT	-478.16				-478.16		
	4121 POLICE TRAFFIC ENFORCE & EQUIPMENT							
	4121-000-0000-00-00-35900 UNDES FUND BALANCE, POLI	-478.16						
	Total 4121 POLICE TRAFFIC ENFORCE & EQUIPMENT	-478.16				-478.16		
	4122 PUBLIC SAFETY EARMARK 25K FY20							
	4122-000-0000-00-00-35900 UNDESIGNATED FUND BALANC	-30.33						
	Total 4122 PUBLIC SAFETY EARMARK 25K FY20	-30.33				-30.33		
	4130 HIGHWAY IMPROVEMENT FUND (CH 90)							
	4130-000-0000-00-00-35900 UNDES FUND BALANCE, HIGH	-8,398.00	16,953.06	-502,039.86	518,992.92			8,555.06
	4130-000-0000-00-00-43300 OTHER STATE REVENUE							
	4130-000-0000-00-00-43300 OTHER STATE REVENUE			-502,039.86	518,992.92			-3,776.62
	4130-000-0000-00-00-58622 CHAPTER 90 [HIGHWAY IMPR		16,953.06					
	Total 4130 HIGHWAY IMPROVEMENT FUND (CH 90)	-8,398.00		-3,055.00	2,069.68	-3,776.62		-3,776.62
	4175 FIRE SENIOR SAFE GRANT							
	4175-000-0000-00-00-35900 UNDES FUND BALANCE, FIRE	-3,119.70	-656.92	-3,055.00	2,069.68			-2,323.37
	4175-000-0000-00-00-43300 OTHER STATE REVENUE, FIR				328.40			
	4175-000-0000-00-00-51500 OVERTIME WAGES							
	4175-000-0000-00-00-54150 MISCELLANEOUS SUPPLIES			-3,055.00	2,398.08			
	Total 4175 FIRE SENIOR SAFE GRANT	-3,119.70	-656.92	-3,055.00	2,398.08	-2,323.37		-2,323.37
	4180 FIRE S.A.F.E. GRANT							
	4180-000-0000-00-00-35900 UNDES FUND BALANCE, FIRE	-2,547.11	223.74	-5,175.00	5,023.74			
	4180-000-0000-00-00-43300 OTHER STATE REVENUE				175.00			
	4180-000-0000-00-00-51500 OVERTIME WAGES				200.00			
	4180-000-0000-00-00-52500 DUES/MEMBERSHIPS							
	4180-000-0000-00-00-54150 OTHER SUPPLIES AND MATER			-5,175.00	5,398.74			
	Total 4180 FIRE S.A.F.E. GRANT	-2,547.11	223.74	-5,175.00	5,398.74	-2,323.37		-2,323.37
	4181 FIRE SAFETY EQUIP GRANT							
	4181-000-0000-00-00-35900 FIRE EQUIPMENT GRANT, UN	12,269.68	-12,269.68	-12,269.68				
	4181-000-0000-00-00-43300 OTHER STATE REVENUE							
	Total 4181 FIRE SAFETY EQUIP GRANT	12,269.68	-12,269.68	-12,269.68				

4222 VETRN COLA ADDL SUPPORT \$9006
UNDESIGNATED FUND BALANC

Fiscal Year: 2022 to 2022

Account Description	Beginning Balance	Fund Balance Transactions	Revenue	Expenditure	Sub-Total	Encumbrance	Remaining Balance
4222-000-0000-00-00-43300 OTHER STATE REVENUE, VET							
Total 4222 VETRN COLA ADDL SUPPORT 89006							
4230 CDBG - HOUSING REHAB GRANT PROGRAM							
4230-000-0000-00-00-35900 UNDES FUND BALANCE, CDBG	9,467.52	12,921.56	-243,582.96	256,504.52			
4230-000-0000-00-00-43327 CDBG GRANT					22,389.08		22,389.08
4230-000-0000-00-00-45001 EARNINGS ON INVESTMENT			-1.00				
4230-000-0000-00-00-54650 CDBG-CDF II G 2013 GRANT							
Total 4230 CDBG - HOUSING REHAB GRANT PROGRAM	9,467.52	12,921.56	-243,582.96	256,504.52			
4231 CDBG-COVID GRANTS							
4231-000-0000-00-00-35900 UNDESIGNATED FUND BALANC	25,920.00	-19,485.00	-174,182.06	154,697.06			
4231-000-0000-00-00-43105 FED REV - CDBG/COVID GRA		-19,485.00					
4231-000-0000-00-00-54651 CDBG-COVID GRANT AWARDS					6,435.00		6,435.00
Total 4231 CDBG-COVID GRANTS	25,920.00	-19,485.00	-174,182.06	154,697.06			
4270 SILVER LK DAM REPAIR D.E.M. GR							
4270-000-0000-00-00-35900 UNDES FUND BALANCE, SILV	-25,187.15						
Total 4270 SILVER LK DAM REPAIR D.E.M. GR	-25,187.15				-25,187.15		-25,187.15
4300 ENERGY EFFIC CONSV BLOCK GRT-ARRA							
4300-000-0000-00-00-35900 UNDES FUND BALANCE, ENER	-2,472.50						
Total 4300 ENERGY EFFIC CONSV BLOCK GRT-ARRA	-2,472.50				-2,472.50		-2,472.50
4320 TREE FOR ALL DEM FORESTRY GRT							
4320-000-0000-00-00-35900 UNDES FUND BALANCE, TREE	-3,363.82						
Total 4320 TREE FOR ALL DEM FORESTRY GRT	-3,363.82				-3,363.82		-3,363.82
4330 EMERGENCY MGMT PERFORMANCE GRT							
4330-000-0000-00-00-35900 UNDES FUND BALANCE, EMER	-3,660.00						
Total 4330 EMERGENCY MGMT PERFORMANCE GRT	-3,660.00				-3,660.00		-3,660.00
4332 FY19 EMPG PERFORMANCE GRANT - FIRE							
4332-000-0000-00-00-35900 UNDESIGNATED FUND BALANC	4,598.93	-4,598.93					
4332-000-0000-00-00-43300 OTHER STATE REVENUE, FY1							
Total 4332 FY19 EMPG PERFORMANCE GRANT - FIRE	4,598.93	-4,598.93					
4333 FY20 EMPG PERFORMANCE GRANT - FIRE							
4333-000-0000-00-00-35900 UNDESIGNATED FUND BALANC	4,425.00	-4,425.00					
4333-000-0000-00-00-43300 OTHER STATE REVENUE, FY2							
Total 4333 FY20 EMPG PERFORMANCE GRANT - FIRE	4,425.00	-4,425.00					

Account Description	Beginning Balance	Fund Balance Transactions	Revenue	Expenditure	Sub-Total	Encumbrance	Remaining Balance
4350 ALL HAZARDS EOP GRANT (MEMA)	-156.65				-156.65		-156.65
1350-000-0000-00-00-35900 UNDES FUND BALANCE, ALL	-156.65				-156.65		-156.65
Total 4350 ALL HAZARDS EOP GRANT (MEMA)	308.09				308.09		308.09
4370 WATER CONSERVATION GRANT - MA DEP	308.09				308.09		308.09
4370-000-0000-00-00-35900 UNDES FUND BALANCE, WATE	308.09				308.09		308.09
Total 4370 WATER CONSERVATION GRANT - MA DEP	-2,946.30				-2,946.30		-2,946.30
4380 ASSISTANCE TO FIREFIGHTERS GRT	-2,946.30				-2,946.30		-2,946.30
4380-000-0000-00-00-35900 UNDES FUND BALANCE, ASSI	-2,946.30				-2,946.30		-2,946.30
Total 4380 ASSISTANCE TO FIREFIGHTERS GRT	-6.97		-2,500.00	2,493.03	-6.97		-6.97
4385 AED GRANT PROGRAM							
4385-000-0000-00-00-35900 UNDES FUND BALANCE, AED			-2,500.00	2,493.03	-6.97		-6.97
4385-000-0000-00-00-43300 OTHER STATE REVENUE, AED							
4385-000-0000-00-00-54240 OTHER EQUIPMENT - DEFIBR							
4385-000-0000-00-00-54240 OTHER EQUIPMENT - DEFIBR							
Total 4385 AED GRANT PROGRAM	-30.00				-30.00		-30.00
4395 STANTON FOUNDATION - DOG PARK GRANT	-30.00				-30.00		-30.00
4395-000-0000-00-00-35900 UNDES FUND BALANCE, STAN	-30.00				-30.00		-30.00
Total 4395 STANTON FOUNDATION - DOG PARK GRANT	-333.75				-333.75		-333.75
4410 PEARL ST EPA DEBRIS REMOVAL GRANT	-333.75				-333.75		-333.75
4410-000-0000-00-00-35900 UNDES FUND BALANCE, PEAR	-333.75				-333.75		-333.75
Total 4410 PEARL ST EPA DEBRIS REMOVAL GRANT	-10,799.00				-10,799.00		-10,799.00
4420 REGION 2 PUBLIC HLTH EMERG PREPAREDNESS	-10,799.00				-10,799.00		-10,799.00
4420-000-0000-00-00-35900 UNDES FUND BALANCE, REGI	-10,799.00				-10,799.00		-10,799.00
Total 4420 REGION 2 PUBLIC HLTH EMERG PREPAREDNESS	.02				.02		.02
4435 MIND N THE MAKING - LSTA 2017	.02				.02		.02
4435-000-0000-00-00-35900 UNDES FUND BALANCE, MIND	.02				.02		.02
Total 4435 MIND N THE MAKING - LSTA 2017	.30				.30		.30
4436 FINANCIAL LITERACY FOR ALL AGES - FY18 L	.30				.30		.30
4436-000-0000-00-00-35900 UNDES FUND BALANCE, FINA	.30				.30		.30
Total 4436 FINANCIAL LITERACY FOR ALL AGES - FY18 L	-2,324.90				-2,324.90		-2,324.90
4440 POLICE-STATE 911 TRAINING GRANT	-2,324.90				-2,324.90		-2,324.90
4440-000-0000-00-00-35900 UNDES FUND BALANCE, POLI	-2,324.90				-2,324.90		-2,324.90

Fiscal Year: 2022 to 2022

Account Description	Beginning Balance	Fund Balance Transactions	Revenue	Expenditure	Sub-Total	Encumbrance	Remaining Balance
Total 4440 POLICE-STATE 911 TRAINING GRANT	-2,324.90						
4481 MASS DOT TIPS SO MAIN ST FIBER RELOCATE							
4481-000-0000-00-00-52400 PROFESSIONAL SERVICES			-2,225.00		-2,324.90		-2,324.90
Total 4481 MASS DOT TIPS SO MAIN ST FIBER RELOCATE				2,225.00			
5010 CABLE CLUB GIFT							
5010-000-0000-00-00-35900 UNDES FUND BALANCE, CABL			-2,225.00				
5010-000-0000-00-00-48300 GIFTS/DONATIONS							
5010-000-3520-000-06-00-51260 CABLE CLUB ADVISOR							
Total 5010 CABLE CLUB GIFT			-2,225.00	2,225.00			
5020 ALTERNATIVE PRINTING							
5020-000-0000-00-00-35900 UNDES FUND BALANCE, ALTE			-2,225.00				
5020-000-0000-00-00-42001 FEES	-9,089.04	5,505.66					
5020-000-1410-406-09-00-52400 ADM SERVICES (i.e. Sales			-5,411.39	78.96	-3,583.38		-3,583.38
5020-000-2430-405-06-00-54160 GEN'L SUPPLIES-HS				8,272.84			
5020-000-2440-404-06-00-52400 OTHER INSTR SERVICES-HS				2,565.25			
Total 5020 ALTERNATIVE PRINTING	-8,089.04	5,505.66	-5,411.39	10,917.05	-3,583.38		-3,583.38
5060 SUMMER SCHOOL TUITION							
5060-000-0000-00-00-35900 UNDES FUND BALANCE, SUMM							
5060-000-0000-00-00-42405 TUITION	-11,369.47						
5060-000-2315-402-06-00-51430 HS SUMMER SCHOOL CLERK			-15,040.00	1,859.20	-11,369.47		-11,369.47
5060-000-2430-405-09-00-54160 GEN'L SUPPLIES-DIST				1,063.89			
5060-000-6300-000-09-00-52400 RECREATION SERVICES-SUMM				747.44			
Total 5060 SUMMER SCHOOL TUITION	-11,369.47		-15,040.00	3,670.53	-11,369.47		-11,369.47
5095 SCHOOL FEE BASED PROGRAMS							
5095-000-0000-00-00-35900 UNDES FUND BALANCE, SCHO							
5095-000-0000-00-00-42001 FEES	-12,325.25	-2,008.84					
5095-000-3520-600-06-00-54160 AP PROGRAM SUPPLIES- BHS			-18,005.50		-14,334.09		-14,334.09
Total 5095 SCHOOL FEE BASED PROGRAMS	-12,325.25	-2,008.84	-18,005.50	15,996.66	-14,334.09		-14,334.09
5100 ATHLETIC REVOLVING							
5100-000-0000-00-00-32113 F/B RES FOR PY ENCUMB, A	-760.00	-28,015.58					
5100-000-0000-00-00-35900 UNDES FUND BALANCE, ATHL	-74,993.67	8,248.01					
5100-000-0000-00-00-42001 USER FEES							
5100-000-0000-00-00-42009 ATHLETIC GATE RECEIPTS (-174,625.19		-28,775.58		-28,775.58
5100-000-0000-00-00-48400 MISCELLANEOUS REVENUE			-11,058.50		-66,745.66		-66,745.66
5100-000-3510-000-09-00-52090 ATHLETIC BUSES			-1,980.00				
5100-000-3510-000-09-00-52400 ATHLETIC SERVICES							
5100-000-3510-000-09-00-54160 ATHLETIC SUPPLIES							
5100-000-4110-403-06-00-51450 ATHLETICS - CUSTODIAL OT				100,820.80			
				39,769.18			
				23,496.11			
				1,280.04			
					2,127.15		
					26,648.43		

[illegible]

Fiscal Year: 2022 to 2022

Account Description	Beginning Balance	Fund Balance Transactions	Revenue	Expenditure	Sub-Total	Encumbrance	Remaining Balance
Total 5130 LOST BOOK FEES	-2,459.98	3.46	-28.98	32.44	-2,456.52		-2,456.52
5170 L.S.D.O. TUITIONS							
5170-000-0000-000-00-35900 UNDES FUND BALANCE, L.S.							
5170-000-0000-000-00-42412 L.S.D.O. TUITION	-17,097.79	-8,599.29					
5170-000-0000-000-00-45001 EARNINGS ON INVESTMENT			-24,110.00		-25,697.08		-25,697.08
5170-000-2351-102-09-00-51230 LISO CLERK			-1.79				
5170-000-2356-404-09-00-52400 PROF DEV SERVICES				1,717.50			
5170-000-2356-405-09-00-54160 PROF DEV SUPPLIES - DIST				12,500.00			
Total 5170 L.S.D.O. TUITIONS	-17,097.79	-8,599.29	-24,111.79	15,512.50	-25,697.08		-25,697.08
5200 FRAN NEWTON SCHOLARSHIP							
5200-000-0000-000-00-35900 UNDES FUND BALANCE, FRAN							
5200-000-0000-000-00-45001 EARNINGS ON INVESTMENT	-878.60	-1.18			-878.78		-878.78
Total 5200 FRAN NEWTON SCHOLARSHIP	-878.60	-1.18			-878.78		-878.78
5210 PREMIUM ON SALE OF BONDS AND NOTES							
5210-000-0000-000-00-35900 UNDES FUND BALANCE, PREM							
5210-000-0000-000-00-49105 PREMIUM FROM SALE OF BON	-42,657.22	42,657.22					
5210-000-0000-000-00-49700 TRANSFER FROM GENERAL FU			-344,585.82				
5210-000-0000-000-00-57650 BOND AND NOTE ISSUANCE C			-31,235.83				
5210-000-0000-000-00-59030 TRANSFER TO CAPITAL PROJ				56,688.76			
5210-000-0000-000-00-59201 DEBT SVC PD W/ EXCESS PR				276,175.00			
Total 5210 PREMIUM ON SALE OF BONDS AND NOTES	-42,657.22	42,657.22	-375,821.65	418,478.87			
6010 RESTITUTION RECOVERY							
6010-000-0000-000-00-35900 UNDES FUND BALANCE, REST	-28,797.75						
Total 6010 RESTITUTION RECOVERY	-28,797.75				-28,797.75		-28,797.75
6020 INSURANCE RECOVERY (PROP/LIAB)							
6020-000-0000-000-00-35900 UNDES FUND BALANCE, INSU							
6020-000-0000-000-00-48400 MISCELLANEOUS REVENUE	-54,989.63	-16,620.14			-71,609.77		-71,609.77
6020-000-0000-000-00-52400 PROFESSIONAL SERVICES			-24,095.39				
Total 6020 INSURANCE RECOVERY (PROP/LIAB)	-54,989.63	-16,620.14	-24,095.39	7,475.25	-71,609.77		-71,609.77
6030 SALE OF LAND OF LOW VALUE							
6030-000-0000-000-00-35900 UNDES FUND BALANCE, SALE							
Total 6030 SALE OF LAND OF LOW VALUE	-4,571.83				-4,571.83		-4,571.83
6040 SALE OF REAL ESTATE							
6040-000-0000-000-00-35900 UNDES FUND BALANCE, SALE							
Total 6040 SALE OF REAL ESTATE	-60				-60		-60

Fiscal Year: 2022 to 2022

Account Description	Beginning Balance	Fund Balance Transactions	Revenue	Expenditure	Sub-Total	Encumbrance	Remaining Balance
6050 SALE OF CEMETERY LOTS							
350-000-0000-00-00-35900 UNDES FUND BALANCE, SALE	-29,500.00	-7,350.00	-7,350.00		-36,850.00		-36,850.00
350-000-0000-00-00-42001 FEES			-7,350.00		-7,350.00		-816.50
350-000-0000-00-00-42001 FEES	-29,500.00	-7,350.00			-816.50		-816.50
Total 6050 SALE OF CEMETERY LOTS	-816.50				-816.50		
6070 SWIM PROG-CH 53 E 1/2							
070-000-0000-00-00-35900 UNDES FUND BALANCE, SWIM	-816.50				-148,704.10		-148,704.10
Total 6070 SWIM PROG-CH 53 E 1/2	-816.50				-148,704.10		-148,704.10
6080 WETLANDS PROTECTION							
080-000-0000-00-00-35900 UNDES FUND BALANCE, WETL	-145,351.60	-3,352.50	-3,352.50		-148,704.10		-14,412.67
080-000-0000-00-00-42001 FEES			-3,352.50		-3,352.50		
080-000-0000-00-00-42001 FEES	-145,351.60	-3,352.50			-14,412.67		-14,412.67
Total 6080 WETLANDS PROTECTION	-10,190.64	-4,222.03	-12,525.00	9,235.33	-14,412.67		-14,412.67
6090 FIRE PREVENTION GIFT ACCOUNT							
6090-000-0000-00-00-35900 UNDES FUND BALANCE, FIRE	-10,190.64			9,235.33	-14,412.67		146.87
6090-000-0000-00-00-48300 GIFTS/DONATIONS				9,235.33	-14,412.67		
6090-000-0000-00-00-54150 SUPPLIES AND MATERIALS			-12,525.00				
6090-000-0000-00-00-54150 SUPPLIES AND MATERIALS	-10,190.64	-4,222.03			146.87		
Total 6090 FIRE PREVENTION GIFT ACCOUNT	146.87	146.87		146.87	146.87		146.87
6095 FIREFIGHTER SAFETY GIFT FUND							
6095-000-0000-00-00-35900 UNDESIGNATED FUND BALANC							
6095-000-0000-00-00-54150 MISCELLANEOUS SUPPLIES							
6095-000-0000-00-00-54150 MISCELLANEOUS SUPPLIES		146.87			-1,005.56		-1,005.56
Total 6095 FIREFIGHTER SAFETY GIFT FUND	-1,005.56				-1,005.56		-260.68
6100 FIRE-RESCUE GIFT ACCOUNT							
6100-000-0000-00-00-35900 UNDES FUND BALANCE, FIRE	-1,005.56				-260.68		-260.68
Total 6100 FIRE-RESCUE GIFT ACCOUNT	-1,417.24	1,156.56		1,156.56	-260.68		-3,000.33
6105 STATION 1 GIFT ACCOUNT							
6105-000-0000-00-00-35900 UNDES FUND BALANCE, STAT							
6105-000-0000-00-00-54150 MISCELLANEOUS SUPPLIES		1,156.56			-3,000.33		-3,000.33
6105-000-0000-00-00-54150 MISCELLANEOUS SUPPLIES	-1,417.24	1,156.56			-3,000.33		-3,000.33
Total 6105 STATION 1 GIFT ACCOUNT	-3,000.33				-3,000.33		-37,110.76
6110 TOWN RENTAL PROPERTY							
6110-000-0000-00-00-35900 UNDES FUND BALANCE, TOWN	-3,000.33						
6110-000-0000-00-00-35900 UNDES FUND BALANCE, TOWN	-3,000.33						
Total 6110 TOWN RENTAL PROPERTY	-24,760.26	-12,350.50			-33,509.00		
6120 SILVER LAKE BEACH/PARK CH 53E 1/2							
6120-000-0000-00-00-35900 UNDES FUND BALANCE, SILV							
6120-000-0000-00-00-35900 UNDES FUND BALANCE, SILV							
6120-000-0000-00-00-42001 BEACH PASSES/FEES							
6120-000-0000-00-00-42001 BEACH PASSES/FEES							

Fiscal Year: 2022 to 2022

Account Description	Beginning Balance	Fund Balance Transactions	Revenue	Expenditure	Sub-Total	Encumbrance	Remaining Balance
6120-000-0000-00-00-51140 PT PERSONNEL, SILVER LAK				1,903.50			
6120-000-0000-00-00-52400 PROFESSIONAL SERVICES				19,255.00			
Total 6120 SILVER LAKE BEACH/PARK CH 53E 1/2	-24,760.26	-12,350.50	-33,509.00	21,158.50	-37,110.76		-37,110.76
6130 COMPOST BINS-CHAP 53 E 1/2							
6130-000-0000-00-00-35900 UNDES FUND BALANCE, COMP	-1,575.00						
Total 6130 COMPOST BINS-CHAP 53 E 1/2	-1,575.00				-1,575.00		-1,575.00
6150 DPW GRAVE OPENINGS CH 53E 1/2							
6150-000-0000-00-00-35900 UNDES FUND BALANCE, DPW	-21,438.83	-4,858.03					
6150-000-0000-00-00-42001 FEES							
6150-000-0000-00-00-51500 OVERTIME WAGES			-12,450.00				
6150-000-0000-00-00-52400 PROFESSIONAL SERVICES				2,844.63			
Total 6150 DPW GRAVE OPENINGS CH 53E 1/2	-21,438.83	-4,858.03	-12,450.00	4,747.34	-26,296.86		-26,296.86
6160 COA-G.A.T.R.A.							
6160-000-0000-00-00-35900 UNDES FUND BALANCE, COA-	-106,658.52						
6160-000-0000-00-00-42001 FEES							
6160-000-0000-00-00-48400 COA-GATRA REIME		-5,277.04					
6160-000-0000-00-00-51140 PART-TIME PERSONNEL SALA			-76.00				
6160-000-0000-00-00-51141 PART-TIME PERSONNEL - VA			-133,251.50				
6160-000-0000-00-00-52400 PROFESSIONAL SERVICES				31,217.28			
Total 6160 COA-G.A.T.R.A.	-106,658.52	-5,277.04	-133,327.50	94,488.26	-111,935.56		-111,935.56
6170 CELEBRATION GIFT ACCOUNT							
6170-000-0000-00-00-35900 UNDES FUND BALANCE, CELE	-59,946.41						
6170-000-0000-00-00-48300 GIFTS/DONATIONS		741.49					
6170-000-0000-00-00-48684 2021 CARNIVAL AUG 19-21,			-26,000.00				
6170-000-0000-00-00-51500 OVERTIME WAGES			-12,064.00				
6170-000-0000-00-00-54150 OTHER SUPPLIES AND MATER				3,691.42			
Total 6170 CELEBRATION GIFT ACCOUNT	-59,946.41	741.49	-38,064.00	129,396.96	-111,935.56		-111,935.56
6171 300TH ANNIVERSARY - TOWN							
6171-000-0000-00-00-35900 UNDES FUND BALANCE, 300T	-4,239.34						
6171-000-0000-00-00-52910 WALL THAT HEALS		4,239.34					
Total 6171 300TH ANNIVERSARY - TOWN	-4,239.34	4,239.34					
6180 COA GIFT FUND							
6180-000-0000-00-00-35900 UNDES FUND BALANCE, COA	-22,611.51						
6180-000-0000-00-00-48300 COA GIFTS/DONATIONS		2,149.57					
6180-000-0000-00-00-52400 PROFESSIONAL SERVICES			-9,049.25				
Total 6180 COA GIFT FUND	-22,611.51	2,149.57	-9,049.25	11,198.82	-20,461.94		-20,461.94

Fiscal Year: 2022 to 2022						
Account Description	Beginning Balance	Fund Balance Transactions	Revenue	Expenditure	Sub-Total	Encumbrance
					1,624.20	
						1,624.20
6182 COA MEALS GIFTS/DONATIONS		1,624.20	-8,923.50	16,080.00		
6182-000-0000-00-00-35900 UNDESIGNATED FUND BALANC						1,624.20
6182-000-0000-00-00-48300 GIFTS/DONATIONS, COA MEA					1,624.20	
6182-000-0000-00-00-52400 PROFESSIONAL SERVICES, C			-8,923.50	16,080.00		
6182-000-0000-00-00-52400 PROFESSIONAL SERVICES, C		1,624.20			-20.00	-20.00
Total 6182 COA MEALS GIFTS/DONATIONS					-20.00	-20.00
6185 SNETT TRAIL GIFT FUND	-20.00					
6185-000-0000-00-00-35900 UNDES FUND BALANCE, SNET	-20.00				-37,332.34	-37,332.34
Total 6185 SNETT TRAIL GIFT FUND	-24,974.34	-12,358.00	-12,358.00		-37,332.34	-37,332.34
6190 YOUTH CENTER GIFT ACCOUNT		-12,358.00	-12,358.00			
6190-000-0000-00-00-48300 UNDES FUND BALANCE, YOUT						2,846.68
6190-000-0000-00-00-48300 GIFTS/DONATIONS	-24,974.34	-12,358.00	-12,358.00		2,846.68	
Total 6190 YOUTH CENTER GIFT ACCOUNT	-4,354.29	7,200.97	-300.00	5,000.97		2,846.68
6200 POLICE-DARE GIFT ACCOUNT						
6200-000-0000-00-00-48300 UNDES FUND BALANCE, POLI					2,846.68	
6200-000-0000-00-00-48300 GIFTS/DONATIONS			-300.00	5,000.97		
6200-000-0000-00-00-54603 COMMUNITY POLICING GIFTS		7,200.97	-300.00		-3,300.00	
6200-000-0000-00-00-54603 COMMUNITY POLICING GIFTS	-4,354.29					
Total 6200 POLICE-DARE GIFT ACCOUNT	-3,300.00		2,200.00			-3,300.00
6201 POLICE-9/11 MEMORIAL						
6201-000-0000-00-00-35900 UNDESIGNATED FUND BALANC					-3,300.00	
6201-000-0000-00-00-52400 PROFESSIONAL SERVICES, P			2,200.00			
6201-000-0000-00-00-52400 PROFESSIONAL SERVICES, P		-3,300.00			-736.72	-736.72
Total 6201 POLICE-9/11 MEMORIAL	-1,083.65	346.93	-304.10	651.03		-736.72
6205 ANIMAL CONTROL GIFTS						
6205-000-0000-00-00-48300 UNDESIGNATED FUND BALANC					-736.72	
6205-000-0000-00-00-48300 GIFTS/DONATIONS, ANIMAL						
6205-000-0000-00-00-54150 OTHER SUPPLIES/MATERIALS			-304.10	651.03		
6205-000-0000-00-00-54150 OTHER SUPPLIES/MATERIALS	-1,083.65	346.93			-40,716.51	-40,716.51
Total 6205 ANIMAL CONTROL GIFTS	-23,741.51	-16,975.00	-40,475.00	23,500.00		-40,716.51
6210 BOH FOOD INSPECT \$50K 53E1/2						
6210-000-0000-00-00-35900 UNDES FUND BALANCE, BOH						
6210-000-0000-00-00-42001 FEES					-40,716.51	
6210-000-0000-00-00-52400 PROFESSIONAL SERVICES			-40,475.00	23,500.00		
6210-000-0000-00-00-52400 PROFESSIONAL SERVICES	-23,741.51	-16,975.00			-60,690.80	-60,690.80
Total 6210 BOH FOOD INSPECT \$50K 53E1/2	-62,873.30	2,182.50	-15,400.00	6,880.00		
6215 BOH-TOBACCO COMPLIANCE \$50K 53E1/2						
6215-000-0000-00-00-35900 UNDES FUND BALANCE, TOBACCO CO						
6215-000-0000-00-00-48400 MISCELLANEOUS REVENUE						
6215-000-0000-00-00-52400 PROFESSIONAL SERVICES						
6215-000-0000-00-00-52400 PROFESSIONAL SERVICES						

Town of Bellingham
Special Revenue

Fiscal Year: 2022 to 2022

Account Description	Beginning Balance	Fund Balance Transactions	Revenue	Expenditure	Sub-Total	Encumbrance	Remaining Balance
Total 6215 BOH-TOBACCO COMPLIANCE \$50K 53E1/2	-62,873.30	2,182.50	-15,400.00	6,880.00	-60,690.80		-60,690.80
6240 BELL PLAYGROUND ASSOC GIFTS							
6240-000-0000-00-00-35900 UNDES FUND BALANCE, BELL	-4,474.81	-4.48			-4,475.29		-4,475.29
6240-000-0000-00-00-45001 EARNINGS ON INVESTMENT							
Total 6240 BELL PLAYGROUND ASSOC GIFTS	-4,474.81	-4.48			-4,475.29		-4,475.29
6246 SILVER LAKE GIFT FUND							
6246-000-0000-00-00-35900 UNDESIGNATED FUND BALANC		-2,380.00			-2,380.00		-2,380.00
6246-000-0000-00-00-48300 GIFTS/DONATIONS							
Total 6246 SILVER LAKE GIFT FUND		-2,380.00			-2,380.00		-2,380.00
6250 POLICE K-9 & FIRING RANGE GIFT							
6250-000-0000-00-00-35900 UNDES FUND BALANCE, POLI	-18,970.92	-3,449.90			-22,420.82		-22,420.82
6250-000-0000-00-00-48318 POLICE FIRING RANGE GIFT							
Total 6250 POLICE K-9 & FIRING RANGE GIFT	-18,970.92	-3,449.90			-22,420.82		-22,420.82
6260 POLICE VEHICLE REVOLV- CH 53 E 1/2							
6260-000-0000-00-00-35900 UNDES FUND BALANCE, POLI	-22,550.56	600.40			-21,950.16		-21,950.16
6260-000-0000-00-00-52400 PROFESSIONAL SERVICES, P							
Total 6260 POLICE VEHICLE REVOLV- CH 53 E 1/2	-22,550.56	600.40		600.40	-21,950.16		-21,950.16
6270 WATER/SEWER GIFT ACCOUNT							
6270-000-0000-00-00-35900 UNDES FUND BALANCE, WATE	-4,677.10				-4,677.10		-4,677.10
6270-000-0000-00-00-52400 PROFESSIONAL SERVICES, R							
Total 6270 WATER/SEWER GIFT ACCOUNT	-4,677.10				-4,677.10		-4,677.10
6271 ROAD IMPROVEMENT GIFTS							
6271-000-0000-00-00-35900 UNDESIGNATED FUND BALANC	-15,750.00	7,880.00			-7,870.00		-7,870.00
6271-000-0000-00-00-52400 PROFESSIONAL SERVICES, R							
Total 6271 ROAD IMPROVEMENT GIFTS	-15,750.00	7,880.00		7,880.00	-7,870.00		-7,870.00
6290 HAZARDOUS WASTE GIFT							
6290-000-0000-00-00-35900 UNDES FUND BALANCE, HAZA	-300.00				-300.00		-300.00
6290-000-0000-00-00-52400 PROFESSIONAL SERVICES, R							
Total 6290 HAZARDOUS WASTE GIFT	-300.00				-300.00		-300.00
6310 HISTORICAL COMM GIFT							
6310-000-0000-00-00-35900 UNDES FUND BALANCE, HIST	-1,800.93	-347.30			-2,148.23		-2,148.23
6310-000-0000-00-00-48300 GIFTS/DONATIONS							
6310-000-0000-00-00-54150 OTHER SUPPLIES AND MATER							
Total 6310 HISTORICAL COMM GIFT	-1,800.93	-347.30		1,997.70	-2,148.23		-2,148.23

Fiscal Year: 2022 to 2022							
Account Description	Beginning Balance	Fund Balance Transactions	Revenue	Expenditure	Sub-Total	Encumbrance	Remaining Balance
6311 ERNEST A TAFT, JR MEMORIAL BENCH GIFTS	-155.00						
6311-000-0000-00-00-35900 UNDES FUND BALANCE, ERNE	-155.00				-155.00		-155.00
Total 6311 ERNEST A TAFT, JR MEMORIAL BENCH GIFTS		1,154.00	-5,070.56	6,224.56	-233.84		-233.84
6320 LIBRARY-FINE REVOLV CH 53 E 1/2	-1,387.84						
6320-000-0000-00-00-35900 UNDES FUND BALANCE, LIBR	-1,387.84				-233.84		-233.84
6320-000-0000-00-00-42001 FEES			-5,070.56	6,224.56			
6320-000-0000-00-00-54150 SUPPLIES AND MATERIALS		1,154.00					
6320-000-0000-00-00-54150 SUPPLIES AND MATERIALS	-1,387.84				-8,926.27		-8,926.27
Total 6320 LIBRARY-FINE REVOLV CH 53 E 1/2		-1,401.69	-24,235.00	21,527.08	-1,904.25		-1,904.25
6340 COA-SOCIAL DAYCARE	-7,524.58						
6340-000-0000-00-00-35900 UNDES FUND BALANCE, COA-				1,280.52			
6340-000-0000-00-00-48400 SOCIAL DAY CARE-MISC REV				25.71			
6340-000-0000-00-00-51140 SALARIES, P/T PERSONNEL							
6340-000-0000-00-00-52400 PROFESSIONAL SERVICES							
6340-000-0000-00-00-52400 PROFESSIONAL SERVICES			-24,235.00	22,833.31			
6340-000-0000-00-00-54220 OPERATING SUPPLIES & EQU		-1,401.69			-8,926.27		-8,926.27
6340-000-0000-00-00-54220 OPERATING SUPPLIES & EQU	-7,524.58				-1,904.25		-1,904.25
Total 6340 COA-SOCIAL DAYCARE		69.00	-231.00	300.00	-1,904.25		-1,904.25
6350 COA, HALL RENTAL/FUEL ASSISTINC	-1,973.25						
6350-000-0000-00-00-35900 UNDES FUND BALANCE, COA,							
6350-000-0000-00-00-48319 COA FUEL ASSISTANCE GIFT							
6350-000-0000-00-00-52319 COA FUEL ASSISTANCE			-231.00	300.00			
6350-000-0000-00-00-52319 COA FUEL ASSISTANCE	-1,973.25				-61,747.06		-61,747.06
Total 6350 COA, HALL RENTAL/FUEL ASSISTINC		-4,155.00	-4,155.00		-61,747.06		-61,747.06
6360 CONCOM WETLAND BYLAW FEES CH 53 E 1/2	-57,592.06						
6360-000-0000-00-00-35900 UNDES FUND BALANCE, CONC	-57,592.06						
6360-000-0000-00-00-42001 FEES			-4,155.00				
6360-000-0000-00-00-42001 FEES	-57,592.06				-129.54		-129.54
Total 6360 CONCOM WETLAND BYLAW FEES CH 53 E 1/2					-129.54		-129.54
6370 LIBRARY EXPENDABLE TRUST FUND	-129.54						
6370-000-0000-00-00-35900 UNDES FUND BALANCE, LIBR	-129.54						
Total 6370 LIBRARY EXPENDABLE TRUST FUND		-28.83	-28.83		-114.29		-114.29
6380 CEMETERY EXPENDABLE TRUST FUND	-85.46						
6380-000-0000-00-00-35900 UNDES FUND BALANCE, CEME	-85.46						
6380-000-0000-00-00-45001 EARNINGS ON INVESTMENT			-28.83				
6380-000-0000-00-00-45001 EARNINGS ON INVESTMENT	-85.46				-62,000.04		-62,000.04
Total 6380 CEMETERY EXPENDABLE TRUST FUND		-17,646.04	-21,282.53		3,071.49		3,071.49
6400 LAW ENFORCEMENT TRUST	-44,354.00						
6400-000-0000-00-00-35900 UNDES FUND BALANCE, LAW							
6400-000-0000-00-00-48400 MISCELLANEOUS REVENUE							
6400-000-0000-00-00-52400 PROFESSIONAL SERVICES							
6400-000-0000-00-00-52400 PROFESSIONAL SERVICES							

Town of Bellingham
Special Revenue

Fiscal Year: 2022 to 2022

Account Description	Beginning Balance	Fund Balance Transactions	Revenue	Expenditure	Sub-Total	Encumbrance	Remaining Balance
6400-000-0000-00-00-54230 MISCELLANEOUS EQUIPMENT,							
Total 6400 LAW ENFORCEMENT TRUST	-44,354.00	-17,646.04	-21,282.53	565.00	-62,000.04		-62,000.04
6405 AUXILIARY POLICE GIFT FUND							
6405-000-0000-00-00-35900 UNDES FUND BALANCE, AUX	-1,750.00						
Total 6405 AUXILIARY POLICE GIFT FUND	-1,750.00				-1,750.00		-1,750.00
6410 POLICE GIFT FUND							
6410-000-0000-00-00-35900 UNDES FUND BALANCE, POLI	-687.33	-11,346.50			-12,033.83		-12,033.83
6410-000-0000-00-00-48300 GIFTS/DONATIONS, POLICE							
6410-000-0000-00-00-54150 POLICE - SUPPLIES & MATE							
Total 6410 POLICE GIFT FUND	-687.33	-11,346.50	-11,525.00	178.50	-12,033.83		-12,033.83
6450 TOWN COMMON GIFTS							
6450-000-0000-00-00-35900 UNDES FUND BALANCE, TOWN	-835.73	-2,075.83			-2,911.56		-2,911.56
6450-000-0000-00-00-45001 EARNINGS ON INVESTMENT							
6450-000-0000-00-00-48300 GIFTS/DONATIONS							
6450-000-0000-00-00-48424 RENTALS-TOWN GAZEBO							
6450-000-0000-00-00-54611 SECURITY DEPOSIT							
Total 6450 TOWN COMMON GIFTS	-835.73	-2,075.83	-2,150.83	75.00	-2,911.56		-2,911.56
6470 GIFTS - BECP PRESCHOOL							
6470-000-0000-00-00-35900 UNDES FUND BALANCE, GIFT	-28,840.69	-145.14			-28,985.83		-28,985.83
6470-000-0000-00-00-48300 GIFTS/DONATIONS							
6470-000-2430-405-03-00-54160 GENERAL SUPPLIES - SOUTH							
6470-000-2430-405-07-00-54160 GENERAL SUPPLIES - KWA							
6470-000-2440-406-03-00-52090 FIELD TRIP - DIPIETRO							
6470-000-3520-000-10-00-52400 STUDENT ACTIVITY SERVICE							
Total 6470 GIFTS - BECP PRESCHOOL	-28,840.69	-145.14	-1,178.00	1,032.86	-28,985.83		-28,985.83
6471 BELLINGHAM HIGH SCHOOL GIFT FUND							
6471-000-0000-00-00-32113 F/B RES FOR PY ENCUMB, B	-147.00						
6471-000-0000-00-00-35900 UNDES FUND BALANCE, BELL	-11,283.73	147.00					
6471-000-0000-00-00-48400 MISCELLANEOUS REVENUE		3,817.37					
6471-000-0000-00-00-59020 GIFTS BHS TRANSFER TO SP							
6471-000-2210-405-06-00-54160 PRINCIPAL SUPPLY/MAT-BHS							
6471-000-3520-600-06-00-54160 ROBOTICS SUPPLIES-BHS							
Total 6471 BELLINGHAM HIGH SCHOOL GIFT FUND	-11,430.73	3,964.37	-528.61	275.00 3,558.28 659.70	-7,466.36		-7,466.36
6472 BELLINGHAM MEMORIAL SCHOOL GIFT FUND							
6472-000-0000-00-00-35900 UNDES FUND BALANCE, BELL	-7,898.08	4,536.91					
6472-000-2120-401-12-00-51260 IIT STIPEND - BMS							
6472-000-2300-600-12-00-54160 GENERAL SUPPLIES - BMS							
Total 6472 BELLINGHAM MEMORIAL SCHOOL GIFT FUND	-7,898.08	4,536.91	-9,340.53	1,000.00 1,873.00	-3,361.17		-3,361.17

Account Description	Beginning Balance	Fund Balance Transactions	Revenue	Expenditure	Sub-Total	Encumbrance	Remaining Balance
6472-000-2300-602-12-00-54160 ART SUPPLIES/MAT - BMS				2,441.11			
6472-000-2415-600-12-00-54160 LIBRARY BOOKS/MATERIALS-				7,063.33			
6472-000-4210-404-12-00-52200 BMS GIFTS - GROUNDS MAIN				1,500.00			
6472-000-4210-404-12-00-52200 BMS GIFTS - GROUNDS MAIN							
Total 6472 BELLINGHAM MEMORIAL SCHOOL GIFT FUND	-7,898.08	4,536.91	-9,340.53	13,877.44	-3,361.17		-3,361.17
6480-000-0000-000-00-00-52011 PLAN BD APPLIC ADVERTISI							
6480-000-0000-000-00-00-52011 PLAN BD APPLIC ADVERTISI							
Total 6480 PLANNING BOARD REVOLVING	224.60	1,404.48	-2,258.80	3,663.28	1,629.08		1,629.08
6510-000-0000-000-00-00-54150 OTHER SUPPLIES AND MATER							
6510-000-0000-000-00-00-54150 OTHER SUPPLIES AND MATER							
Total 6510 TOWN COMMON MAINTENANCE FUND	-10,988.87	9,595.25	-6,500.00	7,828.75	-1,393.62		-1,393.62
6520-000-0000-000-00-00-52400 PROFESSIONAL SERVICES							
6520-000-0000-000-00-00-52400 PROFESSIONAL SERVICES							
Total 6520 ELDERLY RECREATION GIFT FUND	-15,440.38	-3,394.99	-19,111.02	16,364.25	-1,393.62		-1,393.62
6540-000-0000-000-00-00-54150 OTHER SUPPLIES AND MATER							
6540-000-0000-000-00-00-54150 OTHER SUPPLIES AND MATER							
Total 6540 NEXTTEL GIFT FUND	-99,698.30	2,674.85	-2,940.71	41,348.87	-97,023.45		-97,023.45
6560-000-0000-000-00-00-54150 OTHER SUPPLIES AND MATER							
6560-000-0000-000-00-00-54150 OTHER SUPPLIES AND MATER							
Total 6560 SEALER-WEIGHTS & MEASURES CH33E 1/2	-55,448.63	-9,268.29	-20,340.00	16,000.00	-64,716.92		-64,716.92
6570-000-0000-000-00-00-35900 UNDES FUND BALANCE, VETE							
6570-000-0000-000-00-00-35900 UNDES FUND BALANCE, VETE							
Total 6570 VETERANS MEMORIAL GIFT FUND	-2,410.00						-2,410.00

Fiscal Year: 2022 to 2022

Account Description	Beginning Balance	Fund Balance Transactions	Revenue	Expenditure	Sub-Total	Encumbrance	Remaining Balance
Total 6570 VETERANS MEMORIAL GIFT FUND	-2,410.00				-2,410.00		
6580 TOWN ENGINEERING SERVICES							
6580-000-0000-00-00-35900 UNDES FUND BALANCE, TOWN							
6580-000-0013-000-00-00-52652 24-26 WILLIAM WAY, DPW I	-271,468.79	3,128.56					-2,410.00
6580-000-0038-000-00-00-48711 BELLINGHAM SHORES PEER R							
6580-000-0038-000-00-00-48713 BELLINGHAM SHORES, DPW I			-9,000.00	562.87			
6580-000-0038-000-00-00-52640 BELLINGHAM SHORES, DPW I			-10,000.00				
6580-000-0038-000-00-00-52652 BELLINGHAM SHORES, DPW I							
6580-000-0049-000-00-00-52651 COACHMAN-FIRE/SPRKL R				4,900.00			
6580-000-0057-000-00-00-48713 DUHAMEL WAY D & N-DPW RE				8,056.96			
6580-000-0057-000-00-00-52652 DUHAMEL WAY D & N-DPW RE				1,200.00			
6580-000-0088-000-00-00-48713 LAKEVIEW EST-DPW INSPECT			-250.00				
6580-000-0088-000-00-00-52652 LAKEVIEW EST-DPW INSPECT				209.44			
6580-000-0088-000-00-00-52656 LAKEVIEW-DRAINAGE PH 2-P			-10,000.00				
6580-000-0090-000-00-00-48735 LINCOLN PROP-DPW INSPECT				13,008.34			
6580-000-0121-000-00-00-52665 LINCOLN PROP-DPW INSPECT			-1,800.00	9,000.00			
6580-000-0137-000-00-00-48713 TAFT EST/GRACEWOOD-DPW I							
6580-000-0138-000-00-00-52668 REGAL CINEMAS-FIRE/SPRKL			-3,000.00	1,852.36			
6580-000-0138-000-00-00-48713 CURTIS APTS-DPW INSPECT				4,500.00			
6580-000-0139-000-00-00-52652 CURTIS APTS-DPW INSPECT			-19,000.00				
6580-000-0139-000-00-00-48713 RED MILL, DPW INSP/REVW				16,102.22			
6580-000-0139-000-00-00-52650 RED MILL, PEER REVW			-11,261.00				
6580-000-0140-000-00-00-52652 RED MILL, DPW INSP/REVW				5,809.26			
6580-000-0140-000-00-00-52650 CURTIS APT-PEER REVW			-7,500.00	3,650.14			
6580-000-0141-000-00-00-52652 GREENBRIAR LN-DPW INSP/R				9,248.00			
6580-000-0142-000-00-00-48711 BUNGAY BROOK, PEER REVW				104.72			
6580-000-0142-000-00-00-48713 BUNGAY BROOK, DPW INSP/R			-3,000.00				
6580-000-0142-000-00-00-52650 BUNGAY BROOK, PEER REVW			-4,000.00				
6580-000-0144-000-00-00-52650 455 HARTFORD AVE-PEER RE				22,000.00			
6580-000-0145-000-00-00-52650 HELIOS/180 PAINE STREET-				5,099.46			
6580-000-0147-000-00-00-52652 43 SO MAPLE WHSE-DPW IN				4,000.00			
6580-000-0147-000-00-00-48715 151 NO MAIN ST/CHARLES A			-6,000.00	1,034.11			
6580-000-0147-000-00-00-52654 151 NO MAIN ST/CHARLES A							
6580-000-0739-000-00-00-48711 152 DEPOT ST, PEER REVW				6,760.00			
6580-000-0743-000-00-00-48714 152 DEPOT ST, TRAFFIC RE			-8,600.00	3,600.00			
6580-000-0743-000-00-00-48711 353 MAPLE ST, PEER REVW			-12,032.50				
6580-000-0744-000-00-00-48717 353 MAPLE ST, PEER REVIE				8,600.00			
6580-000-0745-000-00-00-48711 206 MECHANIC ST-PEER REV			-13,500.00				
6580-000-0745-000-00-00-52650 206 MECHANIC ST-PEER REV			-2,400.00				
6580-000-0748-000-00-00-48711 79 MAPLE ST-PEER REVIEW			-16,300.00				
6580-000-0749-000-00-00-48710 JOINT PEER REVIEW (FUND				13,671.00			
6580-000-0750-000-00-00-48711 0 LOVERS LANE-PEER REVIE			-1,300.00				
6580-000-0750-000-00-00-52650 0 LOVERS LANE-PEER REVIE			-15,700.00				
			-13,000.00				

Fiscal Year: 2022 to 2022						
Account Description	Beginning Balance	Fund Balance Transactions	Revenue	Expenditure	Sub-Total	Encumbrance
Total 6580 TOWN ENGINEERING SERVICES	-271,468.79	3,128.56	-167,643.50	147,030.12	-268,340.23	-268,340.23
6581 HARTFORD AVE TRAFFIC PLAN						
6581-000-0000-00-00-35900 UNDESIGNATED FUND BALANCE			-271,452.44	271,452.44		
6581-000-0000-00-00-48300 GIFTS/DONATIONS						
6581-000-0000-00-00-52400 PROFESSIONAL SERVICES			-271,452.44	271,452.44		
Total 6581 HARTFORD AVE TRAFFIC PLAN					-60,000.00	-60,000.00
6590 VERIZON/COMCAST FIBER GIFT						
6590-000-0000-00-00-35900 UNDES FUND BALANCE, VERI	-40,000.00	-20,000.00	-20,000.00		-60,000.00	-60,000.00
6590-000-0000-00-00-48300 GIFTS/DONATIONS		-20,000.00	-20,000.00		-5,040.66	-5,040.66
Total 6590 VERIZON/COMCAST FIBER GIFT	-5,040.66				-5,040.66	-5,040.66
6600 DPW SEWER EXTENSION INSPECTION						
6600-000-0000-00-00-35900 UNDES FUND BALANCE, DPM	-5,040.66				-1,000.00	-1,000.00
6600-000-0000-00-00-48300 GIFTS/DONATIONS					-1,000.00	-1,000.00
Total 6600 DPW SEWER EXTENSION INSPECTION	-1,000.00				-1,000.00	-1,000.00
6620 CROOKS CORNER COMMON GIFT FUND						
6620-000-0000-00-00-35900 UNDES FUND BALANCE, CROO	-1,000.00				-13,700.00	-13,700.00
6620-000-0000-00-00-48300 GIFTS/DONATIONS					-4,040.46	-4,040.46
Total 6620 CROOKS CORNER COMMON GIFT FUND	-1,000.00				13,700.00	
6630 USSL FUND (SCHOOL)						
6630-000-0000-00-00-32110 F/B RES FOR ENCUMB, USSL			-144,033.41	126,193.00		
6630-000-0000-00-00-35900 UNDES FUND BALANCE, USSL				99.95		
6630-000-0000-00-00-48400 MISCELLANEOUS REVENUE						
6630-000-0000-00-00-54150 OTHER SUPPLIES AND MATER						
6630-000-0000-00-00-52400 ERATE REIMB INTERNET SER			-144,033.41	126,292.95		
6630-000-0000-00-00-52400 ERATE REIMB INTERNET SER		-17,740.46			-17,740.46	
Total 6630 USSL FUND (SCHOOL)					-12,997.78	-12,997.78
6640 AMP-WATER/WASTE WATER GIFT						
6640-000-0000-00-00-35900 UNDES FUND BALANCE, AMP-	-12,997.78				-12,997.78	-12,997.78
6640-000-0000-00-00-48300 GIFTS/DONATIONS						
Total 6640 AMP-WATER/WASTE WATER GIFT					-832,938.84	-832,938.84
6650 Receipts Reserved-Title v Bett						
6650-000-0000-00-00-35900 UNDES FUND BALANCE, TITL	-681,341.17	-151,597.67		-83,460.19		
6650-000-0000-00-00-42073 Title v Betterment				-20,463.97		
6650-000-0000-00-00-42075 TITLE V COMMITTED INTERE				-148,948.51		
6650-000-0000-00-00-42093 TITLE 5 BETT PAID IN ADV					101,275.00	
6650-000-0000-00-00-59040 TRANSFER TO GENERAL FUND						
6650-000-0000-00-00-59040 TRANSFER TO GENERAL FUND		-151,597.67	-252,872.67		101,275.00	
Total 6650 Receipts Reserved-Title v Bett	-681,341.17				-832,938.84	-832,938.84

Fiscal Year: 2022 to 2022

Account Description	Beginning Balance	Fund Balance Transactions	Revenue	Expenditure	Sub-Total	Encumbrance	Remaining Balance
6780 CRYSTAL SPRINGS-SIDEWALK DONATION(PL.BD.	-5,000.00				-5,000.00		-5,000.00
6780-000-0000-00-00-35900 UNDES FUND BALANCE, CRYSTAL SPRINGS-SIDEWALK DONATION(PL.BD.	-5,000.00				-5,000.00		-5,000.00
Total 6780 CRYSTAL SPRINGS-SIDEWALK DONATION(PL.BD.	-5,237.50				-5,237.50		-5,237.50
6800 WATER INSPECTION FEES	-5,237.50				-5,237.50		-5,237.50
6800-000-0000-00-00-35900 UNDES FUND BALANCE, WATER INSPECTION FEES	-5,237.50				-5,237.50		-5,237.50
Total 6800 WATER INSPECTION FEES	-5,419.51	4,660.99			-758.52		-758.52
6810 BELL SCH FUND FOR EXCELLENCE	5,419.51	298.54	-25,497.00		5,718.05		5,718.05
6810-000-0000-00-00-32113 F/B RES FOR FY ENCUMB, BELL SCH FUND FOR EXCELLENCE	5,419.51	298.54	-25,497.00		5,718.05		5,718.05
6810-000-0000-00-00-48300 GIFTS/DONATIONS				6,388.73			6,388.73
6810-000-0000-400-00-54160 BEF FUNDS TO BE SPENT				6,500.00			6,500.00
6810-000-2430-405-03-00-54160 CLASSROOM SUPPLIES - DIP				7,288.97			7,288.97
6810-000-2430-405-05-00-54160 CLASSROOM SUPPLIES - STA				1,999.00		758.52	758.52
6810-000-2430-405-06-00-54160 CLASSROOM SUPPLIES - HS				8,086.80			8,086.80
6810-000-2430-405-07-00-54160 CLASSROOM SUPPLIES - KWA				193.03			193.03
6810-000-2430-405-12-00-54160 CLASSROOM SUPPLIES - BMS					4,959.53	758.52	4,959.53
6810-000-2430-405-12-00-54160 CLASSROOM SUPPLIES - BMS					4,959.53	758.52	4,959.53
6810-000-3520-405-06-00-54160 STUDENT ACTIVITY SUPPLIE		4,959.53	-25,497.00	30,456.53			-96,000.00
Total 6810 BELL SCH FUND FOR EXCELLENCE	-96,000.00				-96,000.00		-96,000.00
6830 PINE HOLLOW ESTATES GIFT FUND	-96,000.00				-96,000.00		-96,000.00
6830-000-0000-00-00-35900 UNDES FUND BALANCE, PINE HOLLOW ESTATES GIFT FUND	-96,000.00				-96,000.00		-96,000.00
Total 6830 PINE HOLLOW ESTATES GIFT FUND	-1,853,462.53	-254,097.20			-2,107,559.73		-2,107,559.73
7010 GROUP INSURANCE TRUST			-1,840,537.97				-1,840,537.97
7010-000-0000-00-00-35900 UNDES FUND BALANCE, GROUP INSURANCE TRUST			-1,840,537.97				-1,840,537.97
7010-000-0000-00-00-42275 EMPLOYEES CONTRIBUTION T			-1,544.21				-1,544.21
7010-000-0000-00-00-42275 EMPLOYEES CONTRIBUTION T			-5,934.93				-5,934.93
7010-000-0000-00-00-42280 EMPLOYEES LIFE INSURANCE			-1,257,588.52				-1,257,588.52
7010-000-0000-00-00-45001 EARNINGS ON INVESTMENT			-1,235,331.04				-1,235,331.04
7010-000-0000-00-00-48005 GROUP INS REINSURANCE RE			-752.60				-752.60
7010-000-0000-00-00-48005 GROUP INS REINSURANCE RE			-26,207.43				-26,207.43
7010-000-0000-00-00-48015 RETIREES CONTRIBUTION			-7,600,000.00				-7,600,000.00
7010-000-0000-00-00-48028 RETIREE LIFE INSURANCE C							
7010-000-0000-00-00-48030 DIABETES PROGRAM REBATE							
7010-000-0000-00-00-49700 TRANSFER FROM GENERAL FU							
7010-000-0000-00-00-51110 PROFESSIONAL SALARY							
7010-000-0000-00-00-52400 PROFESSIONAL SERVICES							
7010-000-0000-00-00-52407 FSA ADMINISTRATIVE SERVI							
7010-000-0000-00-00-52413 MYTELEMEDICINE							
7010-000-0000-00-00-52414 BELLINGHAMRX_CANARY SERV							
7010-000-0000-00-00-52415 ABACUS DIABETES PROGRAM							
7010-000-0000-00-00-52416 OUT OF STATE RETIREMENT							
7010-000-0000-00-00-57040 MEDICAL CLAIMS/INSURANCE							
7010-000-0000-00-00-57040 MEDICAL CLAIMS/INSURANCE							
7010-000-0000-00-00-57050 BOSTON MUTUAL LIFE INS							
7010-000-0000-00-00-57070 PCORI FEE							
7010-000-0000-00-00-57070 PCORI FEE							

Fiscal Year: 2022 to 2022

Account Description	Beginning Balance	Fund Balance Transactions	Revenue	Expenditure	Sub-Total	Encumbrance	Remaining Balance
Total 7010 GROUP INSURANCE TRUST	-1,853,462.53	-254,097.20	-11,967,876.70	11,880,379.50	-2,107,559.73		-2,107,559.73
7020 STABILIZATION TRUST FUND							
7020-000-0000-000-00-35900 UNDES FUND BALANCE, STAB	-1,865,427.65	-524,868.92	-24,868.92		-2,190,296.57		-2,190,296.57
7020-000-0000-000-00-45001 EARNINGS ON INVESTMENT			-500,000.00				
7020-000-0000-000-00-49700 TRANSFER FROM GENERAL FU							
Total 7020 STABILIZATION TRUST FUND	-1,865,427.65	-524,868.92	-524,868.92		-2,190,296.57		-2,190,296.57
7030 UNEMPLOYMENT INS TRUST FUND							
7030-000-0000-000-00-35900 UNDES FUND BALANCE, UNEM	-595,769.93	32,083.01	-833.24	43,103.25	-563,686.92		-563,686.92
7030-000-0000-000-00-45001 EARNINGS ON INVESTMENT							
7030-000-0000-000-00-57040 CLAIMS/INSURANCE SERVICE							
Total 7030 UNEMPLOYMENT INS TRUST FUND	-595,769.93	32,083.01	-833.24	43,103.25	-563,686.92		-563,686.92
7040 WORKERS COMPENSATION TRUST							
7040-000-0000-000-00-35900 UNDES FUND BALANCE, WORK	-32,680.47	-10,521.37	-121.37	14,600.00	-43,201.84		-43,201.84
7040-000-0000-000-00-45001 EARNINGS ON INVESTMENT							
7040-000-0000-000-00-49700 TRANSFER FROM GENERAL FU			-25,000.00				
7040-000-0000-000-00-52400 PROFESSIONAL SERVICES							
Total 7040 WORKERS COMPENSATION TRUST	-32,680.47	-10,521.37	-25,121.37	14,600.00	-43,201.84		-43,201.84
7050 MUNICIPAL INSURANCE TRUST							
7050-000-0000-000-00-35900 UNDES FUND BALANCE, MUNI	-46,738.84	-41,103.22	-18.60		-87,842.06		-87,842.06
7050-000-0000-000-00-45001 EARNINGS ON INVESTMENT							
7050-000-0000-000-00-49700 TRANSFER FROM GENERAL FU			-50,000.00				
7050-000-0000-000-00-51110 PROFESSIONAL SALARIES				4,000.00			
7050-000-0000-000-00-57516 INS CLAIMS NOT COVERED (4,915.38			
Total 7050 MUNICIPAL INSURANCE TRUST	-46,738.84	-41,103.22	-50,018.60	8,915.38	-87,842.06		-87,842.06
7060 ANP-SCHOLARSHIP FUND							
7060-000-0000-000-00-35900 UNDES FUND BALANCE, ANP	-424,236.63	1,387.59	-5,612.41	7,000.00	-422,849.04		-422,849.04
7060-000-0000-000-00-45001 EARNINGS ON INVESTMENT							
7060-000-0000-000-00-51810 SCHOLARSHIP INCENTIVE			-5,612.41				
Total 7060 ANP-SCHOLARSHIP FUND	-424,236.63	1,387.59	-5,612.41	7,000.00	-422,849.04		-422,849.04
7070 TAX STABILIZATION FUND							
7070-000-0000-000-00-35900 UNDES FUND BALANCE, TAX	-2,080,813.48	-27,681.92	-27,681.92		-2,108,495.40		-2,108,495.40
7070-000-0000-000-00-45001 EARNINGS ON INVESTMENT							
Total 7070 TAX STABILIZATION FUND	-2,080,813.48	-27,681.92	-27,681.92		-2,108,495.40		-2,108,495.40
7080 COMPENSATED ABSENCE FUND							
7080-000-0000-000-00-35900 UNDES FUND BALANCE, COMP	-68,677.40	-130,086.01	-24.38		-198,763.41		-198,763.41
7080-000-0000-000-00-45001 EARNINGS ON INVESTMENT							

Fiscal Year: 2022 to 2022

Account Description	Beginning Balance	Fund Balance Transactions	Revenue	Expenditure	Sub-Total	Encumbrance	Remaining Balance
7080-000-0000-00-00-49700 TRANSFER FROM GENERAL FU							
7080-000-0000-00-00-51110 COMPENSATED BUY-BACK SAL	-68,677.40	-130,086.01	-225,024.38	94,938.37	-198,763.41		-198,763.41
Total 7080 COMPENSATED ABSENCE FUND							
	-68,677.40	-130,086.01	-225,024.38	94,938.37	-198,763.41		-198,763.41
7090 OPEB - OTHER POST-EMPLOYMENT BENEFITS							
7090-000-0000-00-00-35900 UNDES FUND BALANCE, OPEB	-663,637.40	-23,173.96	26,826.04		-660,985.32		-660,985.32
7090-000-0000-00-00-45001 EARNINGS ON INVESTMENT			-50,000.00		-50,000.00		-50,000.00
7090-000-0000-00-00-45001 EARNINGS ON INVESTMENT							
7090-000-0000-00-00-49700 TRANSFER FROM GENERAL FU	-663,637.40	-23,173.96	-23,173.96		-686,811.36		-686,811.36
Total 7090 OPEB - OTHER POST-EMPLOYMENT BENEFITS							
	-663,637.40	-23,173.96	-23,173.96		-686,811.36		-686,811.36
7520 CEMETERY PERPETUAL CARE TRUST							
7520-000-0000-00-00-35900 UNDES FUND BALANCE, CEME	-29,051.15	-600.00	-600.00		-29,651.15		-29,651.15
7520-000-0000-00-00-42001 PERPETUAL CARE FEES			-600.00		-600.00		-600.00
7520-000-0000-00-00-42001 PERPETUAL CARE FEES	-29,051.15	-600.00	-600.00		-29,651.15		-29,651.15
Total 7520 CEMETERY PERPETUAL CARE TRUST							
	-29,051.15	-600.00	-600.00		-29,651.15		-29,651.15
7530 WHITNEY LIBRARY TRUST							
7530-000-0000-00-00-35900 UNDES FUND BALANCE, WHIT	-248.79	-25	-25		-249.04		-249.04
7530-000-0000-00-00-45001 EARNINGS ON INVESTMENT			-25		-25		-25
7530-000-0000-00-00-45001 EARNINGS ON INVESTMENT	-248.79	-25	-25		-249.04		-249.04
Total 7530 WHITNEY LIBRARY TRUST							
	-248.79	-25	-25		-249.04		-249.04
7540 MABLE DRAKE LIBRARY TRUST							
7540-000-0000-00-00-35900 UNDES FUND BALANCE, MABL	-462.90	-47	-47		-463.37		-463.37
7540-000-0000-00-00-45001 EARNINGS ON INVESTMENT			-47		-47		-47
7540-000-0000-00-00-45001 EARNINGS ON INVESTMENT	-462.90	-47	-47		-463.37		-463.37
Total 7540 MABLE DRAKE LIBRARY TRUST							
	-462.90	-47	-47		-463.37		-463.37
7550 CONSERVATION TRUST FUND							
7550-000-0000-00-00-35900 UNDES FUND BALANCE, CONS	-124,148.59	-124.21	-124.21		-124,272.80		-124,272.80
7550-000-0000-00-00-45001 EARNINGS ON INVESTMENT			-124.21		-124.21		-124.21
7550-000-0000-00-00-45001 EARNINGS ON INVESTMENT	-124,148.59	-124.21	-124.21		-124,272.80		-124,272.80
Total 7550 CONSERVATION TRUST FUND							
	-124,148.59	-124.21	-124.21		-124,272.80		-124,272.80
7560 RETIREMENT RESERVE TRUST FUND							
7560-000-0000-00-00-35900 UNDES FUND BALANCE, RETI	-352,885.82	-65.95	-65.95		-352,951.77		-352,951.77
7560-000-0000-00-00-45001 EARNINGS ON INVESTMENT			-65.95		-65.95		-65.95
7560-000-0000-00-00-45001 EARNINGS ON INVESTMENT	-352,885.82	-65.95	-65.95		-352,951.77		-352,951.77
Total 7560 RETIREMENT RESERVE TRUST FUND							
	-352,885.82	-65.95	-65.95		-352,951.77		-352,951.77
7570 E WHITNEY CEMETERY TRUST FUND							
7570-000-0000-00-00-35900 UNDES FUND BALANCE, E WH	-325.29				-325.29		-325.29
7570-000-0000-00-00-35900 UNDES FUND BALANCE, E WH	-325.29				-325.29		-325.29
Total 7570 E WHITNEY CEMETERY TRUST FUND							
	-325.29				-325.29		-325.29
7580 ETNA METCHALF CEMETERY TRUST FD							
7580-000-0000-00-00-35900 UNDES FUND BALANCE, ETNA	-752.25	-12	-12		-752.37		-752.37
7580-000-0000-00-00-35900 UNDES FUND BALANCE, ETNA	-752.25	-12	-12		-752.37		-752.37
7580-000-0000-00-00-45001 EARNINGS ON INVESTMENT							
7580-000-0000-00-00-45001 EARNINGS ON INVESTMENT							

Account Description		Beginning Balance	Fund Balance Transactions	Revenue	Expenditure	Sub-Total	Encumbrance	Remaining Balance
Total 7590 ETIA METCALF CEMETERY TRUST FD		-752.25						
7590 CONSV/PLAN BD STRMTR MGMT BGS/ANNUITY								
7590-000-0000-000-00-00-35900 UNDES FUND BALANCE, CONS								
7590-000-0000-000-00-00-54525 CENTER RUN ESTATES BOND		-191,653.51				-191,653.51		-191,653.51
7590-000-0000-000-00-00-54526 HERITAGE PINES BOND - SO								
7590-000-0000-000-00-00-54527 MAPLE SANDS BOND - SOUTH								
7590-000-0000-000-00-00-54528 BAINBRIDGE ROAD BOND - B								
7590-000-0000-000-00-00-54529 TOWN COMMON ESTATES BOND								
7590-000-0000-000-00-00-54530 SPRING MEADOW ESTATES BO								
7590-000-0000-000-00-00-54531 WOODSIDE/EDGEHILL IN STR								
7590-000-0000-000-00-00-54532 EDWARDS ESTATES - LITTLE								
7590-000-0000-000-00-00-54533 COUNTRY CLUB II ESTATES								
7590-000-0000-000-00-00-54534 HIDDEN PINES (ROLLING HI								
7590-000-0000-000-00-00-54535 CORSI ST STRMTR BD EXPE								
7590-000-0000-000-00-00-54536 DEER RUN ESTATES CONSV S								
7590-000-0000-000-00-00-54537 WESTON ESTATES (LORUSSO)								
7590-000-0000-000-00-00-54538 HIGHLAND HILLS STORMWA								
7590-000-0000-000-00-00-54539 NORTHWOODS II STRMTR AN								
7590-000-0000-000-00-00-54540 PINE ACRES ESTATES - BROO								
7590-000-0000-000-00-00-54541 BROOKSIDE ESTATES - WRE								
7590-000-0000-000-00-00-54542 WOODLAND HILLS STORMWA								
7590-000-0000-000-00-00-54543 HILLSIDE ESTATES STORMWA								
7590-000-0000-000-00-00-54546 STRAWBERRY EST/WELKER WA								
7590-000-0000-000-00-00-54547 MACY ESTATES LOBISSE ST								
7590-000-0143-000-00-00-54544 CONNOR LN \$15K STRMTR								
Total 7590 CONSV/PLAN BD STRMTR MGMT BGS/ANNUITY		-191,653.51				-191,653.51		-191,653.51
7600 CONSV/PLAN BD STRMTR MGMT INT TR								
7600-000-0000-000-00-00-35900 UNDES FUND BALANCE, CONS								
7600-000-0000-000-00-00-45025 CENTER RUN INTEREST		-13,510.36				-13,510.36		-13,510.36
7600-000-0000-000-00-00-45026 HERITAGE PINES INTEREST								
7600-000-0000-000-00-00-45027 MAPLE SANDS INTEREST								
7600-000-0000-000-00-00-45028 BAINBRIDGE ROAD INTEREST								
7600-000-0000-000-00-00-45029 TOWN COMMON ESTATES INTE								
7600-000-0000-000-00-00-45030 SPRING MEADOW ESTATES INTE								
7600-000-0000-000-00-00-45031 WOODSIDE/EDGEHILL LN INT								
7600-000-0000-000-00-00-45032 EDWARDS ESTATES INTEREST								
7600-000-0000-000-00-00-45033 COUNTRY CLUB II ESTS INT								
7600-000-0000-000-00-00-45034 HIDDEN PINES (ROLLING HI								
7600-000-0000-000-00-00-45035 CORSI ST STRMTR BD INTE								
7600-000-0000-000-00-00-45036 DEER RUN ESTS CONSV STRM								
7600-000-0000-000-00-00-45037 WESTON ESTATES (LORUSSO)								
7600-000-0000-000-00-00-45038 HIGHLAND HILLS STORMWA								
7600-000-0000-000-00-00-45039 NORTHWOODS II STRMTR MG								
7600-000-0000-000-00-00-45040 BROOKFIELD ESTATES STORM								
7600-000-0000-000-00-00-45041 PINE ACRES STORMWATER BO								
7600-000-0000-000-00-00-45042 WOODLAND HILLS - STORMWA								

Fiscal Year: 2022 to 2022

Account Description

Beginning Balance	Fund Balance Transactions	Revenue	Expenditure	Sub-Total	Encumbrance	Remaining Balance
-------------------	---------------------------	---------	-------------	-----------	-------------	-------------------

-4.98

600-000-0000-000-00-45043 HILLSIDE ESTATES STORMWA						
600-000-0000-000-00-54525 CENTER RUN ESTATES						
600-000-0000-000-00-54526 HERITAGE PINES						
600-000-0000-000-00-54527 MAPLE SANDS						
600-000-0000-000-00-54528 BAINBRIDGE ROAD						
600-000-0000-000-00-54529 TOWN COMMON ESTATES						
600-000-0000-000-00-54530 SPRING MEADOW ESTATES						
600-000-0000-000-00-54531 WOODSIDE RD / EDGEHILL L						
600-000-0000-000-00-54532 EDWARDS ESTATES						
600-000-0000-000-00-54533 COUNTRY CLUB II ESTATES						
600-000-0000-000-00-54534 HIDDEN PINES (ROLLING HI						
600-000-0000-000-00-54535 CORSE ST STRAWTR BD EXPE						
600-000-0000-000-00-54536 DEER RUN ESTS CONSV STRM						
600-000-0000-000-00-54537 WESTON ESTATES (LORUSSO)						
600-000-0000-000-00-54538 HIGHLIDGE ESTATES STRAWT						
600-000-0000-000-00-54539 NORTHWOODS II STRAWTR AN						
600-000-0000-000-00-54540 BROOKFIELD ESTATES STORM						
600-000-0000-000-00-54541 PINE ACRES STORMWATER AN						
600-000-0000-000-00-54542 WOODLAND HILLS STORMWATE						
600-000-0000-000-00-54543 HILLSIDE ESTATES STRAWTR						
600-000-0000-000-00-54544						
Total 7600 CONST/PLAN BD STRAWTR MGMT INT TR	-13,510.36	-69.28	-69.28	-13,579.64	-17,642.04	-17,642.04

Total 7600 CONST/PLAN BD STRAWTR MGMT INT TR	-17,624.41	-17.63	-17.63	-17,642.04	-27,532.07	-27,532.07
--	------------	--------	--------	------------	------------	------------

7610 PROCTOR P COOKE TR (ANIMAL CN)						
7610-000-0000-000-00-35900 UNDES FUND BALANCE, PROC						
7610-000-0000-000-00-45001 EARNINGS ON INVESTMENT						
7610-000-0000-000-00-52002 BUDGETARY CONTROL (FOR S						
7610-000-0000-000-00-52002	-17,624.41	-17.63	-17.63	-27,532.07	-27,532.07	-27,532.07

Total 7610 PROCTOR P COOKE TR (ANIMAL CN)	-27,454.41	-77.66	-77.66	-27,532.07	-27,532.07	-27,532.07
---	------------	--------	--------	------------	------------	------------

7620 WALTER/MARIE COOKE SCHOLARSHIP						
7620-000-0000-000-00-35900 UNDES FUND BALANCE, WALT						
7620-000-0000-000-00-45001 EARNINGS ON INVESTMENT						
7620-000-0000-000-00-45001	-27,454.41	-77.66	-77.66	-27,532.07	-27,532.07	-27,532.07

Total 7620 WALTER/MARIE COOKE SCHOLARSHIP	115,202.86	11,208.16	-544,664.22	555,872.38	126,411.02	126,411.02
---	------------	-----------	-------------	------------	------------	------------

8010 POLICE, EXTRA WORK DETAIL						
8010-000-0000-000-00-35900 UNDES FUND BALANCE, POLI						
8010-000-0000-000-00-42150 POLICE-OUTSIDE DETAIL RE						
8010-000-0000-000-00-51540 EXTRA DUTY PAY						
8010-000-0000-000-00-51540	115,202.86	11,208.16	-544,664.22	555,872.38	126,411.02	126,411.02

Total 8010 POLICE, EXTRA WORK DETAIL	-115,280.00	-135,000.00	19,720.00	-115,280.00	-115,280.00	-115,280.00
--------------------------------------	-------------	-------------	-----------	-------------	-------------	-------------

8012 POLICE DETAIL - LINCOLN PROPERTY						
8012-000-0000-000-00-35900 UNDES FUND BALANCE, POLI						
8012-000-0000-000-00-42154 POLICE DETAIL-160 MECH S						
8012-000-0000-000-00-51540 POLICE DETAIL-160 MECH S						
8012-000-0000-000-00-51540	-115,280.00	-135,000.00	19,720.00	-115,280.00	-115,280.00	-115,280.00

Total 8012 POLICE DETAIL - LINCOLN PROPERTY	-115,280.00	-135,000.00	19,720.00	-115,280.00	-115,280.00	-115,280.00
---	-------------	-------------	-----------	-------------	-------------	-------------

Town of Bellingham
Special Revenue

Fiscal Year: 2022 to 2022

Account Description	Beginning Balance	Fund Balance Transactions	Revenue	Expenditure	Sub-Total	Encumbrance	Remaining Balance
8020 CUSTODIAL, EXTRA WORK DETAIL							
8020-000-0000-000-00-00-35900 UNDES FUND BALANCE, CUST	-3,480.25		3,480.25				
8020-000-0000-000-00-00-42001 FEES							
8020-000-4110-000-09-00-51540 CUSTODIAL DETAIL							
Total 8020 CUSTODIAL, EXTRA WORK DETAIL			-41,999.62	45,479.87			
8030 FIRE, EXTRA WORK DETAIL							
8030-000-0000-000-00-00-35900 UNDES FUND BALANCE, FIRE	-3,480.25		3,480.25				
8030-000-0000-000-00-00-42001 FEES							
8030-000-0000-000-00-00-51540 EXTRA WORK DETAIL							
Total 8030 FIRE, EXTRA WORK DETAIL			-27,939.25	24,319.50	-5,320.56		-5,320.56
8040 STATE LICENSES							
8040-000-0000-000-00-00-35900 UNDES FUND BALANCE, STATE	-1,700.81		-3,619.75				
8040-000-0000-000-00-00-42750 STATE FIREARMS LICENSES							
Total 8040 STATE LICENSES			-27,939.25	24,319.50	-5,320.56		-5,320.56
8060 LIBRARY, CUSTODIAL DETAIL							
8060-000-0000-000-00-00-35900 UNDES FUND BALANCE, LIBR	-17,109.45		2,487.50				
8060-000-0000-000-00-00-52400 PROFESSIONAL SERVICES							
Total 8060 LIBRARY, CUSTODIAL DETAIL			2,487.50		-14,621.95		-14,621.95
8090 BHS STUDENT ACTIVITY SAVINGS							
8090-000-0000-000-00-00-35900 UNDES FUND BALANCE, BHS	-305.47		305.47				
8090-000-0000-000-00-00-45001 EARNINGS ON INVESTMENT							
8090-000-0000-000-00-00-48000 MISCELLANEOUS REVENUE							
8090-000-3520-405-06-00-54160 BHS STUDENT ACTIVITY SAV							
8090-000-3520-406-06-00-54000 BHS STUDENT ACTIVITY SAV							
Total 8090 BHS STUDENT ACTIVITY SAVINGS			-93,195.60	20,433.88	-67,215.87		-67,215.87
8100 BOND TAKINGS/COMPLIANCE CERTS							
8100-000-0000-000-00-00-35900 UNDES FUND BALANCE, BOND	-59,377.27		-7,838.60				
8100-000-0000-000-00-00-45021 WESTERN ESTS (LORUSSO) BO							
8100-000-0000-000-00-00-45051 INTEREST - EDWARD TO MCO							
8100-000-0000-000-00-00-45053 INTEREST - FRE BLDG - KRO							
8100-000-0000-000-00-00-45056 INTEREST - IDS DESIGN -							
8100-000-0000-000-00-00-45057 INTEREST - WOODLAND HILL							
8100-000-0000-000-00-00-45058 INTEREST - DUHAMEL CRB -							
8100-000-0000-000-00-00-45060 D & N ESTATES SUBDIVISIO							
8100-000-0000-000-00-00-45063 BNG NJ II LLC - BOND INT							
8100-000-0000-000-00-00-45064 186 MAPLE ST (SOLAR PROU							
8100-000-0000-000-00-00-52012 NORTHEAST ACRES BOND REL							
8100-000-0000-000-00-00-52016 FURNARI ROAD PAVING REPAI							
Total 8100 BOND TAKINGS/COMPLIANCE CERTS			-93,277.55	85,438.95	-67,215.87		-67,215.87

Fiscal Year: 2022 to 2022

Account Description	Beginning Balance	Fund Balance Transactions	Revenue	Expenditure	Sub-Total	Encumbrance	Remaining Balance
8100-000-0000-00-00-52018 STONEHEDGE ROAD - DPW RO							
8100-000-0000-00-00-52019 WESTON ESTS (LORUSSO) PE							
8100-000-0000-00-00-52021 WESTON ESTS (LORUSSO) BO							
8100-000-0000-00-00-52022 SUSAN LANE (LRC) DPW ROA							
8100-000-0000-00-00-52023 HOLSTROM RD (LRC) DPW RO							
8100-000-0000-00-00-52024 SO MAIN ST (LRC) DPW ROA							
8100-000-0000-00-00-52025 CVS TRAFFIC SIGNAL PERFO							
8100-000-0000-00-00-52026 HILLSIDE ESTATES - STREE							
8100-000-0000-00-00-52028 CAMPANELLI CV4 BELLINGHA							
8100-000-0000-00-00-52051 D & N ESTATES SUBDIVISIO							
8100-000-0000-00-00-52054 PMG NJ II LLC - SHELL ST							
8100-000-0000-00-00-52055 186 MAPLE ST (SOLAR)							
8100-000-0000-00-00-52056 EDWARD T MOORE, BOND TAK							
8100-000-0000-00-00-52057 FRE BLDG-CRB 1238, BOND							
8100-000-0000-00-00-52058 FRE BLDG-CRB 1322, BOND							
8100-000-0000-00-00-52059 FRE BLDG-CRB 2022, BOND							
8100-000-0000-00-00-52060 FRE BLDG-CRB 3764, BOND							
8100-000-0000-00-00-52061 LDS DESIGN-CRB 4019, BON							
8100-000-0000-00-00-52062 WOODLAND HILLS-CRB 8407,							
8100-000-0000-00-00-52063 FRE BLDG/DUHAMEL-CRB 767							
Total 8100 BOND TAKINGS/COMPLIANCE CERTS	-387,454.94	-48.55	-48.55	-48.55	-387,503.49		-387,503.49
8120-000-0000-00-00-35900 UNDES FUND BALANCE, STRE							
8120-000-0000-00-00-48000 STREET OPENING SECURITY							
8120-000-0000-00-00-52436 JAMES FENTON & SONS							
8120-000-0000-00-00-52802 LELAND TRUCKING-FARM ST							
8120-000-0702-000-00-00-52802 ADAM BAILEY							
8120-000-0703-000-00-00-52802 CLEMENT CONSTR							
8120-000-0704-000-00-00-52802 MISC SERVICES							
8120-000-0705-000-00-00-52802 GRACEWOOD DEV							
8120-000-0706-000-00-00-52802 COUNTRYHOME BLDRS-805 PU							
8120-000-0707-000-00-00-52802 MILLBROOK EXCAVAT & LAND							
8120-000-0708-000-00-00-52802 QUARRY HILL-15 PEARL ST							
8120-000-0710-000-00-00-52802 LDS DESIGN							
8120-000-0711-000-00-00-52802 FRE BLDG (FAFARD)							
8120-000-0712-000-00-00-52802 FRE BLDG/FAFARD-GEORDAN							
8120-000-0713-000-00-00-52802 PRIGGEN STEEL BLDG							
8120-000-0714-000-00-00-52802 FOXWOOD BLDRS (ROGER MAL							
8120-000-0715-000-00-00-52802 FRE BLDG/FAFARD-SILVER A							
8120-000-0716-000-00-00-52802 SNOWFLAKE LLC							
8120-000-0717-000-00-00-52802 BLACKSTONE FIELDS							
8120-000-0718-000-00-00-52802 GREEN SITE-26 WILLIAM WY							
8120-000-0720-000-00-00-52802 NERINA EST-DEER RUN RD							
8120-000-0724-000-00-00-52802 QUALITY HOMES-191 LAKESH							
8120-000-0725-000-00-00-52802 GRILLO BLDRS-61 INDIAN R							
8120-000-0727-000-00-00-52802 FRE/FARD-LOVER LN TO BHS							
8120-000-0728-000-00-00-52802 186 MAPLE ST-BORRERO SOL							
8120-000-0731-000-00-00-52802 18 NO MAIN-PETROLEUM MKT							
8120-000-0732-000-00-00-52802							
Total 8100 BOND TAKINGS/COMPLIANCE CERTS	-88,062.37	-22,310.00	-31,100.00	-31,100.00	-110,372.37		-110,372.37
						1,000.00	
							2,800.00
							2,250.00

Town of Bellingham
Special Revenue

Fiscal Year: 2022 to 2022

Account Description	Beginning Balance	Fund Balance Transactions	Revenue	Expenditure	Sub-Total	Encumbrance	Remaining Balance
8120-000-0737-000-00-52802 128 DEPOT ST/NATHAN GENE							
8120-000-0738-000-00-52802 190 FARM ST/GREEN SITE S							
8120-000-0740-000-00-52802 STONEPRO BLDG/2 EMPIRE C				1,140.00			
8120-000-0741-000-00-52802 SLT CONSTR/MECHANIC ST							
8120-000-0742-000-00-52802 JUSSIER/HARTFORD AVE (WA				1,600.00			
8120-000-0746-000-00-52802 JOLICOEUR/31 POTHIER ST							
8120-000-0747-000-00-52802 NW CONTRACT CORP/12 MECH							
Total 8120 STREET OPEN-SECURITY DEPOSITS	-88,062.37	-22,310.00	-31,100.00	8,790.00	-110,372.37		-110,372.37
8130 ANP DECOMMISSIONING FUND							
8130-000-0000-000-00-35900 UNDES FUND BALANCE, ANP							
8130-000-0000-000-00-45001 EARNINGS ON INVESTMENT	-804,132.17	-10,697.70			-814,829.87		-814,829.87
Total 8130 ANP DECOMMISSIONING FUND	-804,132.17	-10,697.70	-10,697.70		-814,829.87		-814,829.87
8131 KEARSARGE SOLAR (119 SO MAPLE ST)							
8131-000-0000-000-00-35900 UNDES FUND BALANCE, KEAR							
8131-000-0000-000-00-45001 EARNINGS ON INVESTMENT	-45,523.55	-1,042.55	-42.55		-46,566.10		-46,566.10
8131-000-0000-000-00-48210 DECOMMISSIONING DEPOSIT			-1,000.00				
Total 8131 KEARSARGE SOLAR (119 SO MAPLE ST)	-45,523.55	-1,042.55	-1,042.55		-46,566.10		-46,566.10
8132 385 SOLAR DECOMMISSION (316 HARTFORD AV)							
8132-000-0000-000-00-35900 UNDES FUND BALANCE, 385							
8132-000-0000-000-00-45001 EARNINGS ON INVESTMENT	-71,870.63	-71.91			-71,942.54		-71,942.54
8132-000-0000-000-00-48400 385 SOLAR DECOMMISSION			-18.14				
Total 8132 385 SOLAR DECOMMISSION (316 HARTFORD AV)	-71,870.63	-71.91	-53.77		-71,942.54		-71,942.54
8133 KEARSARGE WILLIAM WAY LLC							
8133-000-0000-000-00-35900 UNDESIGNATED FUND BALANC							
8133-000-0000-000-00-48400 DECOMM BOND, KEARSARGE W		-54,553.00			-54,553.00		-54,553.00
Total 8133 KEARSARGE WILLIAM WAY LLC		-54,553.00	-54,553.00		-54,553.00		-54,553.00
8134 160 MECH ST-TRAFFIC SIGNAL ESCROW \$295K							
8134-000-0000-000-00-35900 UNDES FUND BALANCE, 160							
8134-000-0000-000-00-45001 EARNINGS ON INV, 160 MEC		-6.31			-6.31		-6.31
Total 8134 160 MECH ST-TRAFFIC SIGNAL ESCROW \$295K		-6.31	-6.31		-6.31		-6.31
8135 160 MECH ST-SITE IMPROVMT ESCROW \$125K							
8135-000-0000-000-00-35900 UNDESIGNATED FUND BALANC							
8135-000-0000-000-00-45001 EARNINGS ON INV, 160 MEC		-420,002.67			-420,002.67		-420,002.67
8135-000-0000-000-00-48211 ESCROW-160 MECH-SITE IMP			-2.67				
Total 8135 160 MECH ST-SITE IMPROVMT ESCROW \$125K		-420,002.67	-420,000.00		-420,002.67		-420,002.67

1648-GLSPCREVFT.REP

Printed 09-Feb-2023 at 17:20:12 by MMACKINNON
Town of Bellingham
Special Revenue

Fiscal Year: 2022 to 2022

Account Description	Beginning Balance	Fund Balance Transactions	Revenue	Expenditure	Sub-Total	Encumbrance	Remaining Balance
8150 DRAINLAYER LICENSES-SECURITY DEPOSITS	-17,176.04	-2,600.00	-3,600.00				
8150-000-0000-000-00-35900 UNDES FUND BALANCE, DRAI							
8150-000-0000-000-00-4401 DRAINLAYER \$500 SECURITY							
8150-000-0000-000-00-52900 ARCADIA EXCAVATING - DRA							
8150-000-0000-910-00-52900 DAVID BROWN - DRAINLAYER							
8150-000-0000-913-00-52900 ANTHONY DIMARTINO CONSTR							
8150-000-0000-915-00-52900 GUARANTEED BUILDERS INC							
8150-000-0000-916-00-52900 PATROLEUM ENGINEERING							
8150-000-0000-917-00-52900 PLUM TREE CUSTOM HOMES I							
8150-000-0000-919-00-52900 FORESIGHT ENTERPRISE							
8150-000-0000-920-00-52900 LOBISSER/CRYSTAL WAY CON							
8150-000-0000-921-00-52900 IACOVELLI EXCAVA & CONST							
8150-000-0000-922-00-52900 STEVEN PELLETIER - DRAIN							
8150-000-0000-924-00-52900 TMC SERVICES - DRAINLAYER							
8150-000-0000-925-00-52900 BELLA CONSTRUCTION FORME							
8150-000-0000-926-00-52900 PHIL'S LANDSCAPING & EXC							
8150-000-0000-927-00-52900 D.P. & SONS, INC - DRAIN							
8150-000-0000-931-00-52900 ALDRE TETREULT & SONS							
8150-000-0000-932-00-52900 ARON BUSSEY, BELLA CONS							
8150-000-0000-933-00-52900 THOMAS CLARK, SR, EVERGR							
8150-000-0000-934-00-52900 MICHAEL PARE, FRANKLIN P							
8150-000-0000-935-00-52900 FE MORSE ENTERPRISES INC							
8150-000-0000-939-00-52900 TRUFANT INDUSTRIES INC							
8150-000-0000-940-00-52900 EARTHWORK INDUSTRIES, IN							
8150-000-0000-941-00-52900 GRACEWOOD DEV CORP - DRA							
8150-000-0000-943-00-52900 J SHERRICK LANDSCAPING-D							
8150-000-0000-945-00-52900 ADC SEPTIC DRAINLAYERS D							
8150-000-0000-950-00-52900 ALLAIN SITEWORK INC							
8150-000-0000-953-00-52900 TOTAL SITE EXCAVATION DR							
8150-000-0000-954-00-52900 RA POWELL CONSTRUCTION C							
8150-000-0000-955-00-52900 WY CONTRACTING CORP DRAI							
8150-000-0000-956-00-52900 BORGGARD CONST - DRAINL							
8150-000-0000-957-00-52900 GREEN SITE SERVICE DRAIN							
8150-000-0000-958-00-52900 JTD INC - DRAINLAYER LLC							
8150-000-0000-959-00-52900 TITAN CONTR INC-DRAINLAY							
8150-000-0000-960-00-52900 GENERAL EXCAVATORS CO.							
8150-000-0000-961-00-52900 SITE & SEPTIC SYSTEMS CO							
8150-000-0000-962-00-52900 SLT CONSTR CORP							
8150-000-0000-964-00-52900 JPB CONSTR DEA BRAZA CON							
8150-000-0000-968-00-52900 PERRY SEED CORP							
8150-000-0000-969-00-52900							
Total 8150 DRAINLAYER LICENSES-SECURITY DEPOSITS	-17,176.04	-2,600.00	-3,600.00		-19,776.04		-19,776.04
8160 BMS STUDENT ACTIVITY SAVINGS							
8160-000-0000-000-00-32113 F/B RES FOR PY ENCUMB, B							
8160-000-0000-000-00-35900 UNDES FUND BALANCE, BMS							
8160-000-0000-000-00-45001 EARNINGS ON INVESTMENT							
8160-000-0000-000-00-48000 MISCELLANEOUS REVENUE							
8160-000-0000-000-00-54160 BMS STUDENT ACTIVITY -							
Total 8160 BMS STUDENT ACTIVITY SAVINGS	-2,714.10		-35.00		-2,749.10		-2,749.10
8160-000-0000-000-00-45001 EARNINGS ON INVESTMENT							
8160-000-0000-000-00-48000 MISCELLANEOUS REVENUE							
8160-000-0000-000-00-54160 BMS STUDENT ACTIVITY -							
Total 8160 BMS STUDENT ACTIVITY SAVINGS	-2,714.10		-35.00		-2,749.10		-2,749.10
8160-000-0000-000-00-45001 EARNINGS ON INVESTMENT							
8160-000-0000-000-00-48000 MISCELLANEOUS REVENUE							
8160-000-0000-000-00-54160 BMS STUDENT ACTIVITY -							
Total 8160 BMS STUDENT ACTIVITY SAVINGS	-2,714.10		-35.00		-2,749.10		-2,749.10
8160-000-0000-000-00-45001 EARNINGS ON INVESTMENT							
8160-000-0000-000-00-48000 MISCELLANEOUS REVENUE							
8160-000-0000-000-00-54160 BMS STUDENT ACTIVITY -							
Total 8160 BMS STUDENT ACTIVITY SAVINGS	-2,714.10		-35.00		-2,749.10		-2,749.10
8160-000-0000-000-00-45001 EARNINGS ON INVESTMENT							
8160-000-0000-000-00-48000 MISCELLANEOUS REVENUE							
8160-000-0000-000-00-54160 BMS STUDENT ACTIVITY -							
Total 8160 BMS STUDENT ACTIVITY SAVINGS	-2,714.10		-35.00		-2,749.10		-2,749.10
8160-000-0000-000-00-45001 EARNINGS ON INVESTMENT							
8160-000-0000-000-00-48000 MISCELLANEOUS REVENUE							
8160-000-0000-000-00-54160 BMS STUDENT ACTIVITY -							
Total 8160 BMS STUDENT ACTIVITY SAVINGS	-2,714.10		-35.00		-2,749.10		-2,749.10
8160-000-0000-000-00-45001 EARNINGS ON INVESTMENT							
8160-000-0000-000-00-48000 MISCELLANEOUS REVENUE							
8160-000-0000-000-00-54160 BMS STUDENT ACTIVITY -							
Total 8160 BMS STUDENT ACTIVITY SAVINGS	-2,714.10		-35.00		-2,749.10		-2,749.10
8160-000-0000-000-00-45001 EARNINGS ON INVESTMENT							
8160-000-0000-000-00-48000 MISCELLANEOUS REVENUE							
8160-000-0000-000-00-54160 BMS STUDENT ACTIVITY -							
Total 8160 BMS STUDENT ACTIVITY SAVINGS	-2,714.10		-35.00		-2,749.10		-2,749.10
8160-000-0000-000-00-45001 EARNINGS ON INVESTMENT							
8160-000-0000-000-00-48000 MISCELLANEOUS REVENUE							
8160-000-0000-000-00-54160 BMS STUDENT ACTIVITY -							
Total 8160 BMS STUDENT ACTIVITY SAVINGS	-2,714.10		-35.00		-2,749.10		-2,749.10
8160-000-0000-000-00-45001 EARNINGS ON INVESTMENT							
8160-000-0000-000-00-48000 MISCELLANEOUS REVENUE							
8160-000-0000-000-00-54160 BMS STUDENT ACTIVITY -							
Total 8160 BMS STUDENT ACTIVITY SAVINGS	-2,714.10		-35.00		-2,749.10		-2,749.10
8160-000-0000-000-00-45001 EARNINGS ON INVESTMENT							
8160-000-0000-000-00-48000 MISCELLANEOUS REVENUE							
8160-000-0000-000-00-54160 BMS STUDENT ACTIVITY -							
Total 8160 BMS STUDENT ACTIVITY SAVINGS	-2,714.10		-35.00		-2,749.10		-2,749.10
8160-000-0000-000-00-45001 EARNINGS ON INVESTMENT							
8160-000-0000-000-00-48000 MISCELLANEOUS REVENUE							
8160-000-0000-000-00-54160 BMS STUDENT ACTIVITY -							
Total 8160 BMS STUDENT ACTIVITY SAVINGS	-2,714.10		-35.00		-2,749.10		-2,749.10
8160-000-0000-000-00-45001 EARNINGS ON INVESTMENT							
8160-000-0000-000-00-48000 MISCELLANEOUS REVENUE							
8160-000-0000-000-00-54160 BMS STUDENT ACTIVITY -							
Total 8160 BMS STUDENT ACTIVITY SAVINGS	-2,714.10		-35.00		-2,749.10		-2,749.10
8160-000-0000-000-00-45001 EARNINGS ON INVESTMENT							
8160-000-0000-000-00-48000 MISCELLANEOUS REVENUE							
8160-000-0000-000-00-54160 BMS STUDENT ACTIVITY -							
Total 8160 BMS STUDENT ACTIVITY SAVINGS	-2,714.10		-35.00		-2,749.10		-2,749.10
8160-000-0000-000-00-45001 EARNINGS ON INVESTMENT							
8160-000-0000-000-00-48000 MISCELLANEOUS REVENUE							
8160-000-0000-000-00-54160 BMS STUDENT ACTIVITY -							
Total 8160 BMS STUDENT ACTIVITY SAVINGS	-2,714.10		-35.00		-2,749.10		-2,749.10
8160-000-0000-000-00-45001 EARNINGS ON INVESTMENT							
8160-000-0000-000-00-48000 MISCELLANEOUS REVENUE							
8160-000-0000-000-00-54160 BMS STUDENT ACTIVITY -							
Total 8160 BMS STUDENT ACTIVITY SAVINGS	-2,714.10		-35.00		-2,749.10		-2,749.10
8160-000-0000-000-00-45001 EARNINGS ON INVESTMENT							
8160-000-0000-000-00-48000 MISCELLANEOUS REVENUE							
8160-000-0000-000-00-54160 BMS STUDENT ACTIVITY -							
Total 8160 BMS STUDENT ACTIVITY SAVINGS	-2,714.10		-35.00		-2,749.10		-2,749.10
8160-000-0000-000-00-45001 EARNINGS ON INVESTMENT							
8160-000-0000-000-00-48000 MISCELLANEOUS REVENUE							
8160-000-0000-000-00-54160 BMS STUDENT ACTIVITY -							
Total 8160 BMS STUDENT ACTIVITY SAVINGS	-2,714.10		-35.00		-2,749.10		-2,749.10
8160-000-0000-000-00-45001 EARNINGS ON INVESTMENT							
8160-000-0000-000-00-48000 MISCELLANEOUS REVENUE							
8160-000-0000-000-00-54160 BMS STUDENT ACTIVITY -							
Total 8160 BMS STUDENT ACTIVITY SAVINGS	-2,714.10		-35.00		-2,749.10		-2,749.10
8160-000-0000-000-00-45001 EARNINGS ON INVESTMENT							
8160-000-0000-000-00-48000 MISCELLANEOUS REVENUE							
8160-000-0000-000-00-54160 BMS STUDENT ACTIVITY -							
Total 8160 BMS STUDENT ACTIVITY SAVINGS	-2,714.10		-35.00		-2,749.10		-2,749.10
8160-000-0000-000-00-45001 EARNINGS ON INVESTMENT							
8160-000-0000-000-00-48000 MISCELLANEOUS REVENUE							
8160-000-0000-000-00-54160 BMS STUDENT ACTIVITY -							
Total 8160 BMS STUDENT ACTIVITY SAVINGS	-2,714.10		-35.00		-2,749.10		-2,749.10
8160-000-0000-000-00-45001 EARNINGS ON INVESTMENT							
8160-000-0000-000-00-48000 MISCELLANEOUS REVENUE							
8160-000-0000-000-00-54160 BMS STUDENT ACTIVITY -							
Total 8160 BMS STUDENT ACTIVITY SAVINGS	-2,714.10		-35.00		-2,749.10		-2,749.10
8160-000-0000-000-00-45001 EARNINGS ON INVESTMENT							
8160-000-0000-000-00-48000 MISCELLANEOUS REVENUE							
8160-000-0000-000-00-54160 BMS STUDENT ACTIVITY -							
Total 8160 BMS STUDENT ACTIVITY SAVINGS	-2,714.10		-35.00		-2,749.10		-2,749.10
8160-000-0000-000-00-45001 EARNINGS ON INVESTMENT							
8160-000-0000-000-00-48000 MISCELLANEOUS REVENUE							
8160-000-0000-000-00-54160 BMS STUDENT ACTIVITY -							
Total 8160 BMS STUDENT ACTIVITY SAVINGS	-2,714.10		-35.00		-2,749.10		-2,749.10
8160-000-0000-000-00-45001 EARNINGS ON INVESTMENT							
8160-000-0000-000-00-48000 MISCELLANEOUS REVENUE							
8160-000-0000-000-00-54160 BMS STUDENT ACTIVITY -							
Total 8160 BMS STUDENT ACTIVITY SAVINGS	-2,714.10		-35.00		-2,749.10		-2,749.10
8160-000-0000-000-00-45001 EARNINGS ON INVESTMENT							
8160-000-0000-000-00-48000 MISCELLANEOUS REVENUE							
8160-000-0000-000-00-54160 BMS STUDENT ACTIVITY -							
Total 8160 BMS STUDENT ACTIVITY SAVINGS	-2,714.10		-35.00		-2,749.10		-2,749.10
8160-000-0000-000-00-45001 EARNINGS ON INVESTMENT							
8160-000-0000-000-00-48000 MISCELLANEOUS REVENUE							
8160-000-0000-000-00-54160 BMS STUDENT ACTIVITY -							
Total 8160 BMS STUDENT ACTIVITY SAVINGS	-2,714.10		-35.00		-2,749.10		-2,749.10
8160-000-0000-000-00-45001 EARNINGS ON INVESTMENT							
8160-000-0000-000-00-48000 MISCELLANEOUS REVENUE							
8160-000-0000-000-00-54160 BMS STUDENT ACTIVITY -							
Total 8160 BMS STUDENT ACTIVITY SAVINGS	-2,714.10		-35.00		-2,749.10		-2,749.10
8160-000-0000-000-00-45001 EARNINGS ON INVESTMENT							
8160-000-0000-000-00-48000 MISCELLANEOUS REVENUE							
8160-000-0000-000-00-54160 BMS STUDENT ACTIVITY -							
Total 8160 BMS STUDENT ACTIVITY SAVINGS	-2,714.10		-35.00		-2,749.10		-2,749.10
8160-000-0000-000-00-45001 EARNINGS ON INVESTMENT							
8160-000-0000-000-00-48000 MISCELLANEOUS REVENUE							
8160-000-0000-000-00-54160 BMS STUDENT ACTIVITY -							
Total 8160 BMS STUDENT ACTIVITY SAVINGS	-2,714.10		-35.00		-2,749.10		-2,749.10
8160-000-0000-000-00-45001 EARNINGS ON INVESTMENT							
8160-000-0000-000-00							

Fiscal Year: 2022 to 2022

Account Description	Beginning Balance	Fund Balance Transactions	Revenue	Expenditure	Sub-Total	Encumbrance	Remaining Balance
8160-000-3520-406-12-00-54000 BMS STUDENT ACTIVITY							
Total 8160 BMS STUDENT ACTIVITY SAVINGS	-2,714.10	-8,606.61	-16,718.72	7,812.11	-11,320.71	35.00	-11,320.71
8180 ELEMENTARY STUDENT ACTIVITY SAVINGS							
8180-000-0000-000-00-35900 UNDES FUND BALANCE, ELEM	-2,911.96	-2.93	-2.93	8,112.11	-2,914.89	35.00	-2,914.89
8180-000-0000-000-00-45001 EARNINGS ON INVESTMENT							
Total 8180 ELEMENTARY STUDENT ACTIVITY SAVINGS	-2,911.96	-2.93	-2.93		-2,914.89		-2,914.89
*** Grand Total ***	-17,899,867.00	-5,333,859.64	-31,732,846.45	26,745,524.48	-23,233,726.64	249,524.91	-23,233,726.64

Selection Legend

Account Type: FER
FY: 2022 to 2022
Trx. Date: 01-Jul-2021 to 30-Jun-2022
Fund: 2020 to 8180
Account Sub Type: CP

LONG TERM OUTSTANDING DEBT SCHEDULE

TOWN OF BELLINGHAM - LONG TERM DEBT

PURPOSE	DEBT LIMIT	ORIGINAL PAR	OUTSTANDING PRINCIPAL JUNE 30 2021	PRINCIPAL PAYMENT 2022	OUTSTANDING PRINCIPAL JUNE 30 2022
Town Hall 1 (I)	INSIDE	1,225,000	240,000	60,000	180,000
Land Acquisition (I)	INSIDE	1,125,000	220,000	55,000	165,000
Sewer (I-SS)	INSIDE	500,000	175,000	25,000	150,000
Land Acquisition (I)	INSIDE	400,000	100,000	20,000	80,000
Adv Ref of 3/15/02 School (O)	OUTSIDE	6,985,000	805,000	805,000	-
Road Repairs (I)	INSIDE	1,000,000	420,000	70,000	350,000
Middle School Boiler Replacement (O)	OUTSIDE	220,000	90,000	15,000	75,000
Roadway Improvements (I)	INSIDE	4,000,000	1,710,000	285,000	1,425,000
DPW Road Improvements (I)	INSIDE	500,000	305,000	40,000	265,000
Athletic Field (I)	INSIDE	1,355,000	815,000	100,000	715,000
Pumper Truck (I)	INSIDE	530,000	360,000	35,000	325,000
Police Station 1 (I)	INSIDE	750,000	585,000	30,000.00	555,000
Police Station 2 (I)	INSIDE	6,050,000	4,695,000	255,000.00	4,440,000
Fire/Ladder Truck (I)	INSIDE	789,000	690,000	50,000.00	640,000
DPW Salt Shed (I)	INSIDE	415,000	365,000	25,000.00	340,000
South Elementary School Roof (O)	OUTSIDE	474,000	420,000	25,000.00	395,000
Pearl St. Mill Dam Demolition (O)	OUTSIDE	582,500	520,000	30,000.00	490,000
Roadway Improvements (I)	INSIDE	863,000	720,000	70,000.00	650,000
Pearl St. Mill Building Demolition (I)	INSIDE	521,100	460,000	30,000.00	430,000
DPW Building Repairs (I)	INSIDE	645,400	575,000	35,000.00	540,000
Pine Grove Sewer Pumping Station (I)	INSIDE	90,000	80,000	5,000.00	75,000
Old Mill Pond Dam Rmvl (former EOE)	OUTSIDE	312,000	241,800	7,800.00	234,000
Roadway Improvement 1 (I)	INSIDE	2,830,000	2,830,000	240,000.00	2,590,000
Roadway Improvement 2 (I)	INSIDE	2,000,000	2,000,000	155,000.00	1,845,000
Fire Pumper (I) - cost \$655k	INSIDE	135,000	135,000	45,000.00	90,000
Town Center Road Construction (I)	INSIDE	1,005,036	1,005,036	70,036.00	935,000
Town Center - Permanent Easement (I)	INSIDE	501,362	501,362	51,362.00	450,000
Town Center - Temporary Easement (I)	INSIDE	193,602	193,602	193,602.00	-
Road Improvements (I)	INSIDE	1,418,400	-	-	1,418,400
Land Purchase (I)	INSIDE	2,558,700	-	-	2,558,700
MWPAT 97-1036-1 (OE)	OUTSIDE-EXEMPT	190,580	20,408	10,204	10,204
MWPAT T5-97-1036-2 (OE)	OUTSIDE-EXEMPT	300,000	75,000	15,000	60,000
MWPAT T5-97-1036-C (OE)	OUTSIDE-EXEMPT	200,000	120,719	9,977	110,742
MWPAT T5-97-1036-D (OE)	OUTSIDE-EXEMPT	300,000	180,000	15,000	165,000
MWPAT T5-97-1036-E (OE)	OUTSIDE-EXEMPT	300,000	240,718	14,876.00	225,842
MCWT CWT-16-02 (OE)	OUTSIDE-EXEMPT	300,000	275,466	12,669.00	262,797
MCWT CWT-17-05 (OE)	OUTSIDE-EXEMPT	300,000	287,865	12,399.00	275,466
SUB-TOTAL: GENERAL FUND OBLIGATIONS		63,527,680	22,456,976	2,917,925	23,516,151
Water 1 (O-SS)	OUTSIDE	240,000	40,000	10,000	30,000
Water 2 (O-SS)	OUTSIDE	300,000	60,000	15,000	45,000
Standpipe Rehabilitation (O-SS)	OUTSIDE	900,000	250,000	50,000	200,000
Water (O-SS)	OUTSIDE	800,000	300,000	40,000	260,000
Water Mains (O-SS)	OUTSIDE	565,000	175,000	25,000	150,000
Water Treatment Planning and Design (I)	OUTSIDE	65,000	35,000	5,000	30,000
Drinking Water Treatment Construction 1 (O)	OUTSIDE	182,195	145,000	10,000.00	135,000
Drinking Water Treatment Construction 2 (O)	OUTSIDE	750,000	585,000	30,000	555,000
Drinking Water Treatment Construction 3 (O)	OUTSIDE	1,167,805	900,000	50,000.00	850,000
MCWT DW-13-11 (O)	OUTSIDE	13,300,000	10,490,514	599,059.00	9,891,455
Water Standpipe Rehab (O)	OUTSIDE	787,900	-	-	787,900
SUB-TOTAL: WATER ENTERPRISE OBLIGATIONS		19,677,900	12,980,514	834,059	12,934,355
GRAND TOTAL: LONG TERM DEBT		83,205,580	35,437,490	3,751,984	36,450,506

TAX LIENS

Town of Bellingham
Tax Title - As of a Date

Bill Type: 70 Tax Title

as of 06302022

Parcel#	Owner Name	Location	Charges	Payments	Adjustments	Refunds	Balance	Accrued Int	Balance As Of
Amount past AsOf Date									06302022
Parcel 0003-0003-000	ALGER, APRIL EYE	292 FARM ST	1643.94				1643.94		1643.94
Amount past AsOf Date				2037.47			-1643.94		
Parcel 0004-0014-000	KOSA REAL ESTATE LLC	462 HARTFORD AV	393.53				13512.21		14720.07
Parcel 0004-0033-000	COMPTON, PAUL R	BESCH ST	2831.96				2931.96	1207.86	14720.07
Parcel 0004-043B-000	HOLDEN, ALEXANDER B + HELEN B	507 HARTFORD AV	1962.74				1468.07	4502.18	7434.14
Parcel 0007-0002-000	FOUR NINETY FIVE ASSOCIATE FARM ST		483.27				1468.07	4220.13	6182.87
Parcel 0009-0110-000	ELITE PROPERTY DEVELOPMENT LLC	PEARL ST	1443.45				483.27	979.39	2447.46
Parcel 0013-0010-110	MORRISSEY, KEN	12 BEECHWOOD RD 12	207.54				1443.45	532.75	532.75
Amount past AsOf Date				599.29			-791.75		1443.45
Parcel 0014-0020-000	ADAMS, PHYLLIS P	25 ARAPAHOE RD	282.16				15943.57		314.49
Parcel 0014-0155-000	KONTOLUIS, ZAFIRIS	4 MOHAWK PT	15943.57				1881.10	32.33	314.49
Amount past AsOf Date				11800.00			-9918.90		15943.57
Parcel 0014-080A-000	RIVET, MAURICE C	RAY AV	4004.56				4004.56		6666.70
Parcel 0018-0056-000	CONDON, JOSEPH C SR	6 ARROWHEAD RD	15714.59				15714.59		10671.26
Amount past AsOf Date				19228.30			-15714.59		15714.59
Parcel 0020-0023-000	COMPTON, PAUL R	MAPLE ST	3513.71				1609.43	2528.86	4138.29
Parcel 0023-0024-000	COLACCHIO, THOMAS G	5 YVONNE RD	4174.72				8099.61	781.40	4956.12
Parcel 0028-0015-000	MONTEIRO, MICHELE	23 HARTFORD AV	8099.61				36713.46	518.34	7835.08
Parcel 0028-0059-000	GUERTIN, DONALD E + DEBRA A	126 JEANNINE RD	36713.46				4312.56	11735.95	41033.40
Amount past AsOf Date				782.87			4312.56		4651.63
Parcel 0029-0146-000	BRADBURY, STEVEN C	121 CAROLINE DR	5390.92				251.64	-3.20	-3.20
Parcel 0029-0152-000	MILES, JEAN M	51 CAROLINE DR	251.64				161.81	781.40	4956.12
Parcel 0029-0219-000	FALTER, ROBERT P + CAROLE H-LE	109 PATRICIA DR	161.81				4703.49	518.34	7835.08
Amount past AsOf Date				413.45			-251.64		251.64
Parcel 0030-073A-000	VALENTY, STEPHEN W	NORTH MAIN ST	4703.49				6225.11	5186.36	9891.85
Parcel 0032-0007-000	M + M REALTY TRUST	186 MAPLE ST	6225.11				952.20		-0.01
Parcel 0034-0038-000	MAHAN, CONSTANCE M	HORSESHOE DR	952.20				8124.37	2336.96	3289.16
Parcel 0035-0022-000	CORMIER, SUSAN	169 RUTHELLEN RD	8124.37				-5052.84	8124.37	8124.37
Amount past AsOf Date				6000.00			103.09		103.09
Parcel 0035-002F-000	WAGNER DOUG	8 TROPEANO CT 8	947.16				4653.52	403.08	5056.60
Parcel 0035-0059-000	OBRIEN, MATTHEW + AMY SUZANNE	226 TEMI RD	5594.30				7650.95	1096.51	8747.46
Parcel 0035-0067-000	OCCONOR, LAURENCE M + WENDY A	146 NORTH MAIN ST	4653.52				933.35	75.97	1009.32
Parcel 0038-0002-000	THOMPSON ARON H	42 BOX POND RD	7650.95				1291.21	258.48	1549.69
Parcel 0038-0021-000	MAGNEIL, ARTHUR F	BOX POND DR	933.35				4217.46	11390.02	11390.02
Parcel 0040-0043-000	LEHIRE, HENRY	THIRD AV	1291.21				2583.65	1886.27	4469.92
Parcel 0040-0070-000	GAGNON, ELSIE P	FOURTH AV	4217.46				3553.82	4844.02	8397.84
Parcel 0040-0098-000	LANE KENNETH P	FIRST AV	2583.65				3553.82	34996.54	46956.93
Parcel 0040-0099-000	LANE KENNETH P	FIRST AV	3553.82				11960.39	1741.33	4203.16
Parcel 0040-0109-000	BAY STATE REALTY EXCHANGE	FIRST AV	11960.39				2461.83	32.18	297.11
Parcel 0042-0005-000	BEESLEY DAVID P	STONEHEDGE RD	2461.83				1415.19	99.77	1514.96
Parcel 0042-005A-000	PENTAD REALTY TRUST	STONEHEDGE RD	264.93				7150.67	11671.83	18822.50
Parcel 0043-0014-000	LAFORCE, DESEREE N	149 MENDON ST	1415.19				8280.79	16795.77	25076.56
Parcel 0045-0034-000	BROWN, FRED + LULAK	FOURTH AV	7150.67				2263.75	5678.28	8572.92
Parcel 0045-0057-000	UNKNOWN OWNERS	MILL ST	8280.79				2125.20	4651.11	6914.86
Parcel 0045-015A-000	MITRANO, LAURA	RIVERBANK RD	2125.20				2125.20	4459.01	8584.21
Parcel 0045-023A-000	MITRANO, LAURA	RIVERBANK RD							
Parcel 0045-030A-000	MITRANO, LAURA	RIVERBANK RD							

369-ITTRNDT_ASCOTUNE.REP Printed 09-Feb-2023 at 22:04:14 by MMACKINNON Town of Bellingham Tax Title - As Of a Date

as of 06302022											
Parcel#	Owner Name	Location	Charges	Payments	Adjustments	Refunds	Balance	Accrued Int	Balance As Of		
Parcel 0048-0013-000 30-32 NOMINEE REALTY TRUST		16 WILLIAM WY	29391.54	3989.00			25402.54		06302022		
Amount past AsOf Date			5364.18	20000.00			110666.51	12613.73	123280.24		
Parcel 0048-009A-000 MCCARTHY, PETER &		23 WILLIAM WY	110666.51				-36008.08		3394.41		
Amount past AsOf Date			24035.67	60043.75			3146.74	247.67	420.23		
Parcel 0049-0025-000 FRASCA, STEPHEN J		13 WOODSIDE LN	3146.74				372.11	48.12	1313.87		
Parcel 0049-033A-005 DAULEY, JENNIFER H		52 BELLWOOD CR 52	372.11				1313.87		316.41		
Parcel 0049-033A-005 DAULEY, JENNIFER H		52 BELLWOOD CR 52	1313.87				-1313.87		3315.12		
Parcel 0050-0062-000 PIERCE DAVID K		53 DAVID RD	327.17	1641.04			318.41		17494.11		
Amount past AsOf Date			318.41				-318.41	393.39	3315.12		
Parcel 0050-0081-000 E & A REALTY TRUST		117 MECHANIC ST	72.44	390.85			2921.73	2206.24	17494.11		
Amount past AsOf Date			2921.73				15287.87		19.62		
Parcel 0051-0001-290 SALITURO, MICHELLE LYNN		2902 MAPLE BROOK RD B	15287.87				19.62		437.82		
Amount past AsOf Date			206.13	186.51			68.69	50.13	437.82		
Parcel 0054-0052-000 PETERSON, CARL		15 POTTER DR	107.93	39.24			387.69				
Parcel 0055-055B-000 COLELLA, DANIEL J + JUDITH V		47 BLACKSTONE ST	387.69				-340.00	102.39	1262.18		
Amount past AsOf Date				340.00			1159.79	60.34	458.18		
Parcel 0058-0019-000 STOK, DONNA L		16 LYNN CT	1159.79				397.84		122.46		
Amount past AsOf Date			397.84				122.46				
Parcel 0059-0011-000 CIFIZZARI PETER L & LISA M		166 BLACKSTONE ST	369.39	246.93			-122.46	7620.02	39730.42		
Parcel 0059-0025-000 P FARRELL REALTY TRUST		BLACKSTONE ST	23.40	145.86			32110.40	20314.27	2303.91		
Parcel 0063-0024-000 SANDS, PHILLIP A		9 RICHARD AV	32110.40				18010.36	629.54	10136.05		
Amount past AsOf Date			18010.36				9506.51	4906.73	22329.37		
Parcel 0064-0041-000 OROURKE, STEPHEN R		10 BRION RD	9506.51	7612.45			17422.64				
Parcel 0064-0092-000 LACHOWSKI, JEAN M		5 FLORANCE ST	25035.09	5500.00			-1824.46	5443.23	23219.29		
Parcel 0064-0115-000 LUBENEE, ISABELLE		24 RONDEAU ST	3675.54				17776.06	4584.06	4584.06		
Parcel 0064-0120-000 CORSON, TEMPLE A + KATHLEEN A		46 RONDEAU ST	19096.64	1320.58			3994.57	589.49	2896.14		
Amount past AsOf Date			3994.57				2896.14				
Parcel 0064-0135-000 HAZLETON PHYLLIS A		13 RONDEAU ST	2896.14				-2896.14	121.90	1543.02		
Parcel 0064-0154-000 FRITZ, KRAISTI M & KEVIN P		67 JAMES ST	592.10	3488.24			1421.12	24257.97	24257.97		
Parcel 0064-0205-000 PEREIRA, MAICON R		31 EASY ST	1421.12				21859.79	3542.23	3542.23		
Amount past AsOf Date			25676.21	3816.42			1837.99	1704.24	3610.16		
Parcel 0064-0211-000 FLAHERTY, BERNARD		975 SOUTH MAIN ST	1837.99				1873.32	1736.84	8308.39		
Parcel 0067-0013-000 BAGLIONI PERRO JENNA		922 SOUTH MAIN ST	1873.32				2708.73	5599.66	1872.38		
Parcel 0069-0034-000 PETRIN, ELPHIGE		LAKEVIEW AV	2708.73				1872.38				
Parcel 0069-0037-000 PETRIN, ELPHIGE		LAKEVIEW AV	4374.93	2502.55			-1872.38	1830.41	1830.41		
Parcel 0069-0044-000 BURKE, GERALD		24 MARY ST	42.60	1914.98			1830.41				
Parcel 0069-0066-000 SOUZA, EDILSON			2180.41	350.00			-289.98				
Amount past AsOf Date			410.02	700.00			10159.89	1207.30	11367.19		
Parcel 0069-027A-000 MARTIN, JOHN W & RENEE		79 LAKEVIEW AV	10159.89				48.30	421.83	421.83		
Amount past AsOf Date			373.53				373.53	33478.49	61575.74		
Parcel 0070-0015-000 LAFONTAINE, KENNETH L		21 INDIAN RUN RD	28097.25				28097.25		3876.56		
Parcel 0070-0035-000 BERNAN, LEE R		8 BERNIER LN	3876.56				3876.56				
Parcel 0071-0019-000 LORUSSO CONSTRUCTION CO IN		SUSAN LN	563.95	4440.51			-3876.56	403.60	4952.51		
Parcel 0071-015C-000 GABALDON ANN M		857 SOUTH MAIN ST 857	4548.91				4548.91	7165.57	10810.92		
Amount past AsOf Date			3645.35				3645.35	2080.32	5391.84		
Parcel 0074-0069-000 EVERETT, HOLLY A & KEVIN M		45 LAKESHORE DR	3408.84	97.32			3311.52		1908.99		
Parcel 0080-0025-000 J A JOHNSON INC		WEBSTER AV	1908.99				1908.99				
Parcel 0080-002A-000 SCHAFER, BERTHA + MORTON		CENTER ST		2258.80			-1818.91				
Parcel 0083-0035-000 OJUKWU, UCHE J		7 LIZOTTE DR	439.89								
Amount past AsOf Date											

		as of 06302022				Balance As Of
Parcel#	Owner Name	Location	Charges	Payments	Adjustments	Refunds
						Balance
						Accrued Int
						06302022
						1166390.39
						757367.50
						429022.89
						-149350.00
						-133.61
						79679.05
						211250.06
						837180.16
						61900.06

Report Total:

Amount past AsOf Date

Selection Legend:

As of Date: 06302022

Print Report As: S

Exclude Fully Paid Bills: Y

Exclude Credit Balance Bills: N

1	2	3	4	5	6	7	8	9	10	11	12	13	14	15	16	17	18	19	20	21	22	23	24	25	26	27	28	29	30	31	32	33	34	35	36	37	38	39	40	41	42	43	44	45	46	47	48	49	50	51	52	53	54	55	56	57	58	59	60	61	62	63	64	65	66	67	68	69	70	71	72	73	74	75	76	77	78	79	80	81	82	83	84	85	86	87	88	89	90	91	92	93	94	95	96	97	98	99	100	101	102	103	104	105	106	107	108	109	110	111	112	113	114	115	116	117	118	119	120	121	122	123	124	125	126	127	128	129	130	131	132	133	134	135	136	137	138	139	140	141	142	143	144	145	146	147	148	149	150	151	152	153	154	155	156	157	158	159	160	161	162	163	164	165	166	167	168	169	170	171	172	173	174	175	176	177	178	179	180	181	182	183	184	185	186	187	188	189	190	191	192	193	194	195	196	197	198	199	200	201	202	203	204	205	206	207	208	209	210	211	212	213	214	215	216	217	218	219	220	221	222	223	224	225	226	227	228	229	230	231	232	233	234	235	236	237	238	239	240	241	242	243	244	245	246	247	248	249	250	251	252	253	254	255	256	257	258	259	260	261	262	263	264	265	266	267	268	269	270	271	272	273	274	275	276	277	278	279	280	281	282	283	284	285	286	287	288	289	290	291	292	293	294	295	296	297	298	299	300	301	302	303	304	305	306	307	308	309	310	311	312	313	314	315	316	317	318	319	320	321	322	323	324	325	326	327	328	329	330	331	332	333	334	335	336	337	338	339	340	341	342	343	344	345	346	347	348	349	350	351	352	353	354	355	356	357	358	359	360	361	362	363	364	365	366	367	368	369	370	371	372	373	374	375	376	377	378	379	380	381	382	383	384	385	386	387	388	389	390	391	392	393	394	395	396	397	398	399	400	401	402	403	404	405	406	407	408	409	410	411	412	413	414	415	416	417	418	419	420	421	422	423	424	425	426	427	428	429	430	431	432	433	434	435	436	437	438	439	440	441	442	443	444	445	446	447	448	449	450	451	452	453	454	455	456	457	458	459	460	461	462	463	464	465	466	467	468	469	470	471	472	473	474	475	476	477	478	479	480	481	482	483	484	485	486	487	488	489	490	491	492	493	494	495	496	497	498	499	500	501	502	503	504	505	506	507	508	509	510	511	512	513	514	515	516	517	518	519	520	521	522	523	524	525	526	527	528	529	530	531	532	533	534	535	536	537	538	539	540	541	542	543	544	545	546	547	548	549	550	551	552	553	554	555	556	557	558	559	560	561	562	563	564	565	566	567	568	569	570	571	572	573	574	575	576	577	578	579	580	581	582	583	584	585	586	587	588	589	590	591	592	593	594	595	596	597	598	599	600	601	602	603	604	605	606	607	608	609	610	611	612	613	614	615	616	617	618	619	620	621	622	623	624	625	626	627	628	629	630	631	632	633	634	635	636	637	638	639	640	641	642	643	644	645	646	647	648	649	650	651	652	653	654	655	656	657	658	659	660	661	662	663	664	665	666	667	668	669	670	671	672	673	674	675	676	677	678	679	680	681	682	683	684	685	686	687	688	689	690	691	692	693	694	695	696	697	698	699	700	701	702	703	704	705	706	707	708	709	710	711	712	713	714	715	716	717	718	719	720	721	722	723	724	725	726	727	728	729	730	731	732	733	734	735	736	737	738	739	740	741	742	743	744	745	746	747	748	749	750	751	752	753	754	755	756	757	758	759	760	761	762	763	764	765	766	767	768	769	770	771	772	773	774	775	776	777	778	779	780	781	782	783	784	785	786	787	788	789	790	791	792	793	794	795	796	797	798	799	800	801	802	803	804	805	806	807	808	809	810	811	812	813	814	815	816	817	818	819	820	821	822	823	824	825	826	827	828	829	830	831	832	833	834	835	836	837	838	839	840	841	842	843	844	845	846	847	848	849	850	851	852	853	854	855	856	857	858	859	860	861	862	863	864	865	866	867	868	869	870	871	872	873	874	875	876	877	878	879	880	881	882	883	884	885	886	887	888	889	890	891	892	893	894	895	896	897	898	899	900	901	902	903	904	905	906	907	908	909	910	911	912	913	914	915	916	917	918	919	920	921	922	923	924	925	926	927	928	929	930	931	932	933	934	935	936	937	938	939	940	941	942	943	944	945	946	947	948	949	950	951	952	953	954	955	956	957	958	959	960	961	962	963	964	965	966	967	968	969	970	971	972	973	974	975	976	977	978	979	980	981	982	983	984	985	986	987	988	989	990	991	992	993	994	995	996	997	998	999	1000
---	---	---	---	---	---	---	---	---	----	----	----	----	----	----	----	----	----	----	----	----	----	----	----	----	----	----	----	----	----	----	----	----	----	----	----	----	----	----	----	----	----	----	----	----	----	----	----	----	----	----	----	----	----	----	----	----	----	----	----	----	----	----	----	----	----	----	----	----	----	----	----	----	----	----	----	----	----	----	----	----	----	----	----	----	----	----	----	----	----	----	----	----	----	----	----	----	----	----	-----	-----	-----	-----	-----	-----	-----	-----	-----	-----	-----	-----	-----	-----	-----	-----	-----	-----	-----	-----	-----	-----	-----	-----	-----	-----	-----	-----	-----	-----	-----	-----	-----	-----	-----	-----	-----	-----	-----	-----	-----	-----	-----	-----	-----	-----	-----	-----	-----	-----	-----	-----	-----	-----	-----	-----	-----	-----	-----	-----	-----	-----	-----	-----	-----	-----	-----	-----	-----	-----	-----	-----	-----	-----	-----	-----	-----	-----	-----	-----	-----	-----	-----	-----	-----	-----	-----	-----	-----	-----	-----	-----	-----	-----	-----	-----	-----	-----	-----	-----	-----	-----	-----	-----	-----	-----	-----	-----	-----	-----	-----	-----	-----	-----	-----	-----	-----	-----	-----	-----	-----	-----	-----	-----	-----	-----	-----	-----	-----	-----	-----	-----	-----	-----	-----	-----	-----	-----	-----	-----	-----	-----	-----	-----	-----	-----	-----	-----	-----	-----	-----	-----	-----	-----	-----	-----	-----	-----	-----	-----	-----	-----	-----	-----	-----	-----	-----	-----	-----	-----	-----	-----	-----	-----	-----	-----	-----	-----	-----	-----	-----	-----	-----	-----	-----	-----	-----	-----	-----	-----	-----	-----	-----	-----	-----	-----	-----	-----	-----	-----	-----	-----	-----	-----	-----	-----	-----	-----	-----	-----	-----	-----	-----	-----	-----	-----	-----	-----	-----	-----	-----	-----	-----	-----	-----	-----	-----	-----	-----	-----	-----	-----	-----	-----	-----	-----	-----	-----	-----	-----	-----	-----	-----	-----	-----	-----	-----	-----	-----	-----	-----	-----	-----	-----	-----	-----	-----	-----	-----	-----	-----	-----	-----	-----	-----	-----	-----	-----	-----	-----	-----	-----	-----	-----	-----	-----	-----	-----	-----	-----	-----	-----	-----	-----	-----	-----	-----	-----	-----	-----	-----	-----	-----	-----	-----	-----	-----	-----	-----	-----	-----	-----	-----	-----	-----	-----	-----	-----	-----	-----	-----	-----	-----	-----	-----	-----	-----	-----	-----	-----	-----	-----	-----	-----	-----	-----	-----	-----	-----	-----	-----	-----	-----	-----	-----	-----	-----	-----	-----	-----	-----	-----	-----	-----	-----	-----	-----	-----	-----	-----	-----	-----	-----	-----	-----	-----	-----	-----	-----	-----	-----	-----	-----	-----	-----	-----	-----	-----	-----	-----	-----	-----	-----	-----	-----	-----	-----	-----	-----	-----	-----	-----	-----	-----	-----	-----	-----	-----	-----	-----	-----	-----	-----	-----	-----	-----	-----	-----	-----	-----	-----	-----	-----	-----	-----	-----	-----	-----	-----	-----	-----	-----	-----	-----	-----	-----	-----	-----	-----	-----	-----	-----	-----	-----	-----	-----	-----	-----	-----	-----	-----	-----	-----	-----	-----	-----	-----	-----	-----	-----	-----	-----	-----	-----	-----	-----	-----	-----	-----	-----	-----	-----	-----	-----	-----	-----	-----	-----	-----	-----	-----	-----	-----	-----	-----	-----	-----	-----	-----	-----	-----	-----	-----	-----	-----	-----	-----	-----	-----	-----	-----	-----	-----	-----	-----	-----	-----	-----	-----	-----	-----	-----	-----	-----	-----	-----	-----	-----	-----	-----	-----	-----	-----	-----	-----	-----	-----	-----	-----	-----	-----	-----	-----	-----	-----	-----	-----	-----	-----	-----	-----	-----	-----	-----	-----	-----	-----	-----	-----	-----	-----	-----	-----	-----	-----	-----	-----	-----	-----	-----	-----	-----	-----	-----	-----	-----	-----	-----	-----	-----	-----	-----	-----	-----	-----	-----	-----	-----	-----	-----	-----	-----	-----	-----	-----	-----	-----	-----	-----	-----	-----	-----	-----	-----	-----	-----	-----	-----	-----	-----	-----	-----	-----	-----	-----	-----	-----	-----	-----	-----	-----	-----	-----	-----	-----	-----	-----	-----	-----	-----	-----	-----	-----	-----	-----	-----	-----	-----	-----	-----	-----	-----	-----	-----	-----	-----	-----	-----	-----	-----	-----	-----	-----	-----	-----	-----	-----	-----	-----	-----	-----	-----	-----	-----	-----	-----	-----	-----	-----	-----	-----	-----	-----	-----	-----	-----	-----	-----	-----	-----	-----	-----	-----	-----	-----	-----	-----	-----	-----	-----	-----	-----	-----	-----	-----	-----	-----	-----	-----	-----	-----	-----	-----	-----	-----	-----	-----	-----	-----	-----	-----	-----	-----	-----	-----	-----	-----	-----	-----	-----	-----	-----	-----	-----	-----	-----	-----	-----	-----	-----	-----	-----	-----	-----	-----	-----	-----	-----	-----	-----	-----	-----	-----	-----	-----	-----	-----	-----	-----	-----	-----	-----	-----	-----	-----	-----	-----	-----	-----	-----	-----	-----	-----	-----	-----	-----	-----	-----	-----	-----	-----	-----	-----	-----	-----	-----	-----	-----	-----	-----	-----	-----	-----	-----	-----	-----	-----	-----	-----	-----	-----	-----	-----	-----	-----	-----	-----	-----	-----	-----	-----	-----	-----	-----	-----	-----	-----	-----	-----	-----	-----	-----	-----	-----	-----	-----	-----	-----	-----	-----	-----	-----	-----	-----	-----	-----	-----	-----	-----	-----	-----	-----	-----	-----	-----	-----	-----	-----	-----	-----	-----	-----	-----	-----	-----	-----	-----	-----	-----	-----	-----	-----	-----	-----	-----	-----	-----	-----	-----	-----	-----	-----	-----	-----	-----	-----	-----	-----	-----	-----	-----	-----	-----	-----	-----	-----	-----	-----	-----	-----	-----	-----	-----	-----	-----	-----	-----	-----	-----	-----	-----	-----	-----	-----	-----	-----	-----	-----	-----	-----	-----	-----	-----	-----	-----	-----	-----	-----	-----	-----	-----	-----	-----	-----	-----	-----	-----	-----	-----	-----	-----	-----	-----	-----	-----	-----	-----	-----	-----	-----	------



Town of Bellingham

OFFICE OF THE *Fire Department*

January 20, 2023

REPORT OF THE FIRE DEPARTMENT

PERMANENT PERSONNEL

Fire Chief Steven P. Gentile*

Deputy Chris Milot**

Capt. Dan Donovan** (Fire prevention)

Admin Lieutenant Joe Altomonte**

Sec. Tina Griffin

SHIFT CAPTAINS

John Glennon**, Jason Bangma** Neil Coakley** Robert
Provost III**

SOUTH LIEUTENANTS

* Brad Kwatcher**, Bethany Cloutier**,
Mark Lister**. Jason Lacasse**

PRIVATES

Daniel Viveiros**, Andrew Calzone**, Jean St George**, Joseph
T. Robidoux **, Zachery Spencer**, Michael Nassise**, Justin
Laferte**, Derek Kesselman**, Derek Logan**, Luke Gonya**,
James Abbott**, Tanisha Dyer**, Zachery Rizzi**, Christopher
Gemma**, Adam Carlson**, Liam Dufresne**, David Howard**.

** Denotes Emergency Medical Technician*
***denotes Paramedic*

FIRE DEPARTMENT ACTIVITY

Total activity for 2022 was 5958 calls for service. 2860 Ambulance calls, 3098 fire calls. There were 3218 Inspections and plan reviews. Permits were issued in the amount of \$ 34,525.

INSPECTIONS AND PERMITS

Several tenants moved into the Bellingham Commons II Plaza at 191 Mechanic St as well as at 799 South Main Street after inspections were completed. There are several construction projects underway including several new tenants at the three major plazas on Hartford Ave. The residential development on Pulaski Blvd and Crystal Way are well underway and many homes are occupied. Commercial building at 190 Mechanic St is in the process of finishing up a warehouse with an unknown tenant. Also, another 40-b project is in the works on Mechanic St which will have housing of 5 buildings each just like the Charles on North main St.

Several housing developments plans have been submitted for review and are at various stages of review at the Planning and Zoning Boards.

As I suggested in the last five years, a staffing plan to increase personnel and staff a fire station in the North Bellingham area is going to need to be addressed. The Town should have the developer contribute funding to address the needs for the North end of town.

It is a proven fact that inspection of businesses throughout the year by fire personnel has helped keep the incidents of fire in these establishments to a minimum. All local businesses are to be commended for their cooperation in trying to make their places of business violation free for the safety of their employees and patrons.

FIRE PREVENTION, PUBLIC SAFETY, AND EDUCATION

All schools were inspected, and the required four fire drills were held. Public Education Co-coordinator Brad Kwatcher continues to go to elementary schools to reinforce the "Learn Not to Burn" and the World Series of Fire Prevention curriculums. The cooperation of the teaching

staff and the School Administration has been superb allowing the program to be successful. A S.A.F.E. grant for FY 2012 in the amount of \$5,265 was awarded in December and Chief Gentile secured the S.A.F.E. Grant for FY 13 in the amount of \$5,265 the SAFE grant for 2014 of \$7,700 as well as the Safe Grant for 2015 and 2016 for \$8,018 and \$7700 for 2017, \$7700 in 2018, and \$7,700 in 2019, and \$7,700 in 2020 as well as \$7700 in 2021, \$7700 in 2022.

The program for high school seniors was continued again this year. The program covered fire hazards of college dormitory living.

In 2022 the Fire Safety trailer will be brought to all the Town's elementary schools to provide a simulation of fire hazards in the home as well as to have the students learn to crawl under "smoke" and safely exit the trailer. The program will take place under the direction of P.V.T. Brad Kwatcher and other department members. As Chief I would like to thank Brad for the time he has devoted to the education of our school-aged children. He has also stepped up to teach our senior population in fire safety as well.

In addition to the above program a "Mock Accident" was conducted for the senior class. It was well received and touched upon the problem of drinking and driving. I want to thank all who participated, including high school staff, students, Cartier Funeral Home, and the District Attorney's office. It was a realistic portrayal from the extrication of the "victims", transportation in a hearse, wake, funeral, etc. I hope that all students came away with a better understanding of how this affects all involved including family, classmates, and teachers.

The ride to school auction item for the PTO is working well and I am glad to offer this.

The department participated in demonstrations at Home Depot, Wal-Mart, Goddard School, Old Navy, and the Santa program in association with the Lions Club.

An open house was not held at the Fire Station due to the covid Pandemic for the second year in a row.

The Chief wishes to warn all residents with woodstoves and other solid Fuel heating devices that maintenance and periodic cleaning of these and Other heating devices are critical. Residents are also cautioned against

Placing hot ashes into combustible containers as well as placing combustibles too close to hot surfaces. Never use flammable or combustible liquids to light a fire in a woodstove or fireplace.

The Chief wishes to remind residents that fire personnel are available to speak at meetings of various social and professional groups. To obtain a speakers call the fire station at 966-1112 several weeks in advance of the desired date. This will be in effect again was the pandemic is gone.

VEHICLES, PERSONNEL, EQUIPMENT AND TRAINING

Personnel received training for recertification requirements Under the direction of ALS Co-coordinator Mark Lister and EMS Coordinator Derek Kesselman.

Department members participated in educational classes at the Mass. Firefighting Academy via Zoom.

All personnel were trained throughout the year by Captain Bangma who put together a strenuous training program.

The department encourages businesses to consider purchasing a Knox Box for their respective businesses. This method of key control allows fire department personnel access to the business off-hours to provide emergency services.

The South Fire Station remains open with hopes of getting it up to full staffing.

The Department Lost a big part of its leadership core with the retirement of Captain Neil Coakley. Capt Coakley put in a lot of time training the younger firefighters and his leadership will be missed. On behalf of the whole department, we wish him well.

BUILDINGS

With the commercial growth in the north end of Town some consideration may need to be given to relocating the main headquarters

further north and staffing the South Station fully to allow coverage to all sections of town.

OTHER

The Chief urges residents to install, maintain, and periodically test smoke and carbon monoxide detectors. It has been proven time and time again that the early warning provided by smoke detectors helps in allowing occupants time to escape. It also results in earlier notification of the fire and may help in reducing fire damage.

I would like to say to the residents of Bellingham, that I as Chief am very proud of the men and women of the Bellingham Fire Department. I respect the effort they all put in day in and day out, sometimes in deplorable conditions. I also want to thank the Executive Board of local 2071 for their patience and understanding and look forward to working with them in the upcoming year.

In closing, I wish to thank the Board of Selectmen, Town Administrator Denis Fraine, Police, DPW and all other Town Departments and Boards for their assistance whenever called upon. Appreciation goes to Deputy Chris Milot, Captain Dan Donovan, Tina Griffin, and all the firefighters for their cooperation in my efforts to better serve the citizens of Bellingham.

This will be my last report after serving 12 years as the department's Chief. I have decided to retire after 35 years in the fire service. I owe this town and the people in it a gratitude of thanks for trusting me with the public safety of the town. I want to thank all the board members I have served under and especially Denis Fraine, our town administrator and the leader of this town for his assistance throughout my career.

Respectfully submitted,

Steven P. Gentile
Fire Chief

1	2	3	4	5	6	7	8	9	10	11	12	13	14	15	16	17	18	19	20	21	22	23	24	25	26	27	28	29	30	31	32	33	34	35	36	37	38	39	40	41	42	43	44	45	46	47	48	49	50	51	52	53	54	55	56	57	58	59	60	61	62	63	64	65	66	67	68	69	70	71	72	73	74	75	76	77	78	79	80	81	82	83	84	85	86	87	88	89	90	91	92	93	94	95	96	97	98	99	100	101	102	103	104	105	106	107	108	109	110	111	112	113	114	115	116	117	118	119	120	121	122	123	124	125	126	127	128	129	130	131	132	133	134	135	136	137	138	139	140	141	142	143	144	145	146	147	148	149	150	151	152	153	154	155	156	157	158	159	160	161	162	163	164	165	166	167	168	169	170	171	172	173	174	175	176	177	178	179	180	181	182	183	184	185	186	187	188	189	190	191	192	193	194	195	196	197	198	199	200	201	202	203	204	205	206	207	208	209	210	211	212	213	214	215	216	217	218	219	220	221	222	223	224	225	226	227	228	229	230	231	232	233	234	235	236	237	238	239	240	241	242	243	244	245	246	247	248	249	250	251	252	253	254	255	256	257	258	259	260	261	262	263	264	265	266	267	268	269	270	271	272	273	274	275	276	277	278	279	280	281	282	283	284	285	286	287	288	289	290	291	292	293	294	295	296	297	298	299	300	301	302	303	304	305	306	307	308	309	310	311	312	313	314	315	316	317	318	319	320	321	322	323	324	325	326	327	328	329	330	331	332	333	334	335	336	337	338	339	340	341	342	343	344	345	346	347	348	349	350	351	352	353	354	355	356	357	358	359	360	361	362	363	364	365	366	367	368	369	370	371	372	373	374	375	376	377	378	379	380	381	382	383	384	385	386	387	388	389	390	391	392	393	394	395	396	397	398	399	400	401	402	403	404	405	406	407	408	409	410	411	412	413	414	415	416	417	418	419	420	421	422	423	424	425	426	427	428	429	430	431	432	433	434	435	436	437	438	439	440	441	442	443	444	445	446	447	448	449	450	451	452	453	454	455	456	457	458	459	460	461	462	463	464	465	466	467	468	469	470	471	472	473	474	475	476	477	478	479	480	481	482	483	484	485	486	487	488	489	490	491	492	493	494	495	496	497	498	499	500	501	502	503	504	505	506	507	508	509	510	511	512	513	514	515	516	517	518	519	520	521	522	523	524	525	526	527	528	529	530	531	532	533	534	535	536	537	538	539	540	541	542	543	544	545	546	547	548	549	550	551	552	553	554	555	556	557	558	559	560	561	562	563	564	565	566	567	568	569	570	571	572	573	574	575	576	577	578	579	580	581	582	583	584	585	586	587	588	589	590	591	592	593	594	595	596	597	598	599	600	601	602	603	604	605	606	607	608	609	610	611	612	613	614	615	616	617	618	619	620	621	622	623	624	625	626	627	628	629	630	631	632	633	634	635	636	637	638	639	640	641	642	643	644	645	646	647	648	649	650	651	652	653	654	655	656	657	658	659	660	661	662	663	664	665	666	667	668	669	670	671	672	673	674	675	676	677	678	679	680	681	682	683	684	685	686	687	688	689	690	691	692	693	694	695	696	697	698	699	700	701	702	703	704	705	706	707	708	709	710	711	712	713	714	715	716	717	718	719	720	721	722	723	724	725	726	727	728	729	730	731	732	733	734	735	736	737	738	739	740	741	742	743	744	745	746	747	748	749	750	751	752	753	754	755	756	757	758	759	760	761	762	763	764	765	766	767	768	769	770	771	772	773	774	775	776	777	778	779	780	781	782	783	784	785	786	787	788	789	790	791	792	793	794	795	796	797	798	799	800	801	802	803	804	805	806	807	808	809	810	811	812	813	814	815	816	817	818	819	820	821	822	823	824	825	826	827	828	829	830	831	832	833	834	835	836	837	838	839	840	841	842	843	844	845	846	847	848	849	850	851	852	853	854	855	856	857	858	859	860	861	862	863	864	865	866	867	868	869	870	871	872	873	874	875	876	877	878	879	880	881	882	883	884	885	886	887	888	889	890	891	892	893	894	895	896	897	898	899	900	901	902	903	904	905	906	907	908	909	910	911	912	913	914	915	916	917	918	919	920	921	922	923	924	925	926	927	928	929	930	931	932	933	934	935	936	937	938	939	940	941	942	943	944	945	946	947	948	949	950	951	952	953	954	955	956	957	958	959	960	961	962	963	964	965	966	967	968	969	970	971	972	973	974	975	976	977	978	979	980	981	982	983	984	985	986	987	988	989	990	991	992	993	994	995	996	997	998	999	1000	1001	1002	1003	1004	1005	1006	1007	1008	1009	1010	1011	1012	1013	1014	1015	1016	1017	1018	1019	1020	1021	1022	1023	1024	1025	1026	1027	1028	1029	1030	1031	1032	1033	1034	1035	1036	1037	1038	1039	1040	1041	1042	1043	1044	1045	1046	1047	1048	1049	1050	1051	1052	1053	1054	1055	1056	1057	1058	1059	1060	1061	1062	1063	1064	1065	1066	1067	1068	1069	1070	1071	1072	1073	1074	1075	1076	1077	1078	1079	1080	1081	1082	1083	1084	1085	1086	1087	1088	1089	1090	1091	1092	1093	1094	1095	1096	1097	1098	1099	1100	1101	1102	1103	1104	1105	1106	1107	1108	1109	1110	1111	1112	1113	1114	1115	1116	1117	1118	1119	1120	1121	1122	1123	1124	1125	1126	1127	1128	1129	1130	1131	1132	1133	1134	1135	1136	1137	1138	1139	1140	1141	1142	1143	1144	1145	1146	1147	1148	1149	1150	1151	1152	1153	1154	1155	1156	1157	1158	1159	1160	1161	1162	1163	1164	1165	1166	1167	1168	1169	1170	1171	1172	1173	1174	1175	1176	1177	1178	1179	1180	1181	1182	1183	1184	1185	1186	1187	1188	1189	1190	1191	1192	1193	1194	1195	1196	1197	1198	1199	1200	1201	1202	1203	1204	1205	1206	1207	1208	1209	1210	1211	1212	1213	1214	1215	1216	1217	1218	1219	1220	1221	1222	1223	1224	1225	1226	1227	1228	1229	1230	1231	1232	1233	1234	1235	1236	1237	1238	1239	1240	1241	1242	1243	1244	1245	1246	1247	1248	1249	1250	1251	1252	1253	1254	1255	1256	1257	1258	1259	1260	1261	1262	1263	1264	1265	1266	1267	1268	1269	1270	1271	1272	1273	1274	1275	1276	1277	1278	1279	1280	1281	1282	1283	1284	1285	1286	1287	1288	1289	1290	1291	1292	1293	1294	1295	1296	1297	1298	1299	1300	1301	1302	1303	1304	1305	1306	1307	1308	1309	1310	1311	1312	1313	1314	1315	1316	1317	1318	1319	1320	1321	1322	1323	1324	1325	1326	1327	1328	1329	1330	1331	1332	1333	1334	1335	1336	1337	1338	1339	1340	1341	1342	1343	1344	1345	1346	1347	1348	1349	1350	1351	1352	1353	1354	1355	1356	1357	1358	1359	1360	1361	1362	1363	1364	1365	1366	1367	1368	1369	1370	1371	1372	1373	1374	1375	1376	1377	1378	1379	1380	1381	1382	1383	1384	1385	1386	1387	1388	1389	1390	1391	1392	1393	1394	1395	1396	1397	1398	1399	1400	1401	1402	1403	1404	1405	1406	1407	1408	1409	1410	1411	1412	1413	1414	1415	1416	1417	1418	1419	1420	1421	1422	1423	1424	1425	1426	1427	1428	1429	1430	1431	1432	1433	1434	1435	1436	1437	1438	1439	1440	1441	1442	1443	1444	1445	1446	1447	1448	1449	1450	1451	1452	1453	1454	1455	1456	1457	1458	1459	1460	1461	1462	1463	1464	1465	1466	1467	1468	1469	1470	1471	1472	1473	1474	1475	1476	1477	1478	1479	1480	1481	1482	1483	1484	1485	1486	1487	1488	1489	1490	1491	1492</
---	---	---	---	---	---	---	---	---	----	----	----	----	----	----	----	----	----	----	----	----	----	----	----	----	----	----	----	----	----	----	----	----	----	----	----	----	----	----	----	----	----	----	----	----	----	----	----	----	----	----	----	----	----	----	----	----	----	----	----	----	----	----	----	----	----	----	----	----	----	----	----	----	----	----	----	----	----	----	----	----	----	----	----	----	----	----	----	----	----	----	----	----	----	----	----	----	----	----	-----	-----	-----	-----	-----	-----	-----	-----	-----	-----	-----	-----	-----	-----	-----	-----	-----	-----	-----	-----	-----	-----	-----	-----	-----	-----	-----	-----	-----	-----	-----	-----	-----	-----	-----	-----	-----	-----	-----	-----	-----	-----	-----	-----	-----	-----	-----	-----	-----	-----	-----	-----	-----	-----	-----	-----	-----	-----	-----	-----	-----	-----	-----	-----	-----	-----	-----	-----	-----	-----	-----	-----	-----	-----	-----	-----	-----	-----	-----	-----	-----	-----	-----	-----	-----	-----	-----	-----	-----	-----	-----	-----	-----	-----	-----	-----	-----	-----	-----	-----	-----	-----	-----	-----	-----	-----	-----	-----	-----	-----	-----	-----	-----	-----	-----	-----	-----	-----	-----	-----	-----	-----	-----	-----	-----	-----	-----	-----	-----	-----	-----	-----	-----	-----	-----	-----	-----	-----	-----	-----	-----	-----	-----	-----	-----	-----	-----	-----	-----	-----	-----	-----	-----	-----	-----	-----	-----	-----	-----	-----	-----	-----	-----	-----	-----	-----	-----	-----	-----	-----	-----	-----	-----	-----	-----	-----	-----	-----	-----	-----	-----	-----	-----	-----	-----	-----	-----	-----	-----	-----	-----	-----	-----	-----	-----	-----	-----	-----	-----	-----	-----	-----	-----	-----	-----	-----	-----	-----	-----	-----	-----	-----	-----	-----	-----	-----	-----	-----	-----	-----	-----	-----	-----	-----	-----	-----	-----	-----	-----	-----	-----	-----	-----	-----	-----	-----	-----	-----	-----	-----	-----	-----	-----	-----	-----	-----	-----	-----	-----	-----	-----	-----	-----	-----	-----	-----	-----	-----	-----	-----	-----	-----	-----	-----	-----	-----	-----	-----	-----	-----	-----	-----	-----	-----	-----	-----	-----	-----	-----	-----	-----	-----	-----	-----	-----	-----	-----	-----	-----	-----	-----	-----	-----	-----	-----	-----	-----	-----	-----	-----	-----	-----	-----	-----	-----	-----	-----	-----	-----	-----	-----	-----	-----	-----	-----	-----	-----	-----	-----	-----	-----	-----	-----	-----	-----	-----	-----	-----	-----	-----	-----	-----	-----	-----	-----	-----	-----	-----	-----	-----	-----	-----	-----	-----	-----	-----	-----	-----	-----	-----	-----	-----	-----	-----	-----	-----	-----	-----	-----	-----	-----	-----	-----	-----	-----	-----	-----	-----	-----	-----	-----	-----	-----	-----	-----	-----	-----	-----	-----	-----	-----	-----	-----	-----	-----	-----	-----	-----	-----	-----	-----	-----	-----	-----	-----	-----	-----	-----	-----	-----	-----	-----	-----	-----	-----	-----	-----	-----	-----	-----	-----	-----	-----	-----	-----	-----	-----	-----	-----	-----	-----	-----	-----	-----	-----	-----	-----	-----	-----	-----	-----	-----	-----	-----	-----	-----	-----	-----	-----	-----	-----	-----	-----	-----	-----	-----	-----	-----	-----	-----	-----	-----	-----	-----	-----	-----	-----	-----	-----	-----	-----	-----	-----	-----	-----	-----	-----	-----	-----	-----	-----	-----	-----	-----	-----	-----	-----	-----	-----	-----	-----	-----	-----	-----	-----	-----	-----	-----	-----	-----	-----	-----	-----	-----	-----	-----	-----	-----	-----	-----	-----	-----	-----	-----	-----	-----	-----	-----	-----	-----	-----	-----	-----	-----	-----	-----	-----	-----	-----	-----	-----	-----	-----	-----	-----	-----	-----	-----	-----	-----	-----	-----	-----	-----	-----	-----	-----	-----	-----	-----	-----	-----	-----	-----	-----	-----	-----	-----	-----	-----	-----	-----	-----	-----	-----	-----	-----	-----	-----	-----	-----	-----	-----	-----	-----	-----	-----	-----	-----	-----	-----	-----	-----	-----	-----	-----	-----	-----	-----	-----	-----	-----	-----	-----	-----	-----	-----	-----	-----	-----	-----	-----	-----	-----	-----	-----	-----	-----	-----	-----	-----	-----	-----	-----	-----	-----	-----	-----	-----	-----	-----	-----	-----	-----	-----	-----	-----	-----	-----	-----	-----	-----	-----	-----	-----	-----	-----	-----	-----	-----	-----	-----	-----	-----	-----	-----	-----	-----	-----	-----	-----	-----	-----	-----	-----	-----	-----	-----	-----	-----	-----	-----	-----	-----	-----	-----	-----	-----	-----	-----	-----	-----	-----	-----	-----	-----	-----	-----	-----	-----	-----	-----	-----	-----	-----	-----	-----	-----	-----	-----	-----	-----	-----	-----	-----	-----	-----	-----	-----	-----	-----	-----	-----	-----	-----	-----	-----	-----	-----	-----	-----	-----	-----	-----	-----	-----	-----	-----	-----	-----	-----	-----	-----	-----	-----	-----	-----	-----	-----	-----	-----	-----	-----	-----	-----	-----	-----	-----	-----	-----	-----	-----	-----	-----	-----	-----	-----	-----	-----	-----	-----	-----	-----	-----	-----	-----	-----	-----	-----	-----	-----	-----	-----	-----	-----	-----	-----	-----	-----	-----	-----	-----	-----	-----	-----	-----	-----	-----	-----	-----	-----	-----	-----	-----	-----	-----	-----	-----	-----	-----	-----	-----	-----	-----	-----	-----	-----	-----	-----	-----	-----	-----	-----	-----	-----	-----	-----	-----	-----	-----	-----	-----	-----	-----	-----	-----	-----	-----	-----	-----	-----	-----	-----	-----	-----	-----	-----	-----	-----	-----	-----	-----	-----	-----	-----	-----	-----	-----	-----	-----	-----	-----	-----	-----	-----	-----	-----	-----	-----	-----	-----	-----	-----	-----	-----	-----	-----	-----	-----	-----	-----	-----	-----	-----	-----	-----	-----	-----	-----	-----	-----	-----	-----	-----	-----	-----	-----	-----	-----	-----	-----	-----	-----	-----	-----	-----	-----	-----	-----	-----	-----	-----	-----	-----	-----	-----	-----	-----	-----	-----	-----	-----	-----	-----	-----	-----	-----	-----	-----	-----	------	------	------	------	------	------	------	------	------	------	------	------	------	------	------	------	------	------	------	------	------	------	------	------	------	------	------	------	------	------	------	------	------	------	------	------	------	------	------	------	------	------	------	------	------	------	------	------	------	------	------	------	------	------	------	------	------	------	------	------	------	------	------	------	------	------	------	------	------	------	------	------	------	------	------	------	------	------	------	------	------	------	------	------	------	------	------	------	------	------	------	------	------	------	------	------	------	------	------	------	------	------	------	------	------	------	------	------	------	------	------	------	------	------	------	------	------	------	------	------	------	------	------	------	------	------	------	------	------	------	------	------	------	------	------	------	------	------	------	------	------	------	------	------	------	------	------	------	------	------	------	------	------	------	------	------	------	------	------	------	------	------	------	------	------	------	------	------	------	------	------	------	------	------	------	------	------	------	------	------	------	------	------	------	------	------	------	------	------	------	------	------	------	------	------	------	------	------	------	------	------	------	------	------	------	------	------	------	------	------	------	------	------	------	------	------	------	------	------	------	------	------	------	------	------	------	------	------	------	------	------	------	------	------	------	------	------	------	------	------	------	------	------	------	------	------	------	------	------	------	------	------	------	------	------	------	------	------	------	------	------	------	------	------	------	------	------	------	------	------	------	------	------	------	------	------	------	------	------	------	------	------	------	------	------	------	------	------	------	------	------	------	------	------	------	------	------	------	------	------	------	------	------	------	------	------	------	------	------	------	------	------	------	------	------	------	------	------	------	------	------	------	------	------	------	------	------	------	------	------	------	------	------	------	------	------	------	------	------	------	------	------	------	------	------	------	------	------	------	------	------	------	------	------	------	------	------	------	------	------	------	------	------	------	------	------	------	------	------	------	------	------	------	------	------	------	------	------	------	------	------	------	------	------	------	------	------	------	------	------	------	------	------	------	------	------	------	------	------	------	------	------	------	------	------	------	------	------	------	------	------	------	------	------	------	------	------	------	------	------	------	------	------	------	------	------	------	------	------	------	------	------	------	------	------	------	------	------	------	------	------	------	------	------	------	------	------	------	------	------	------	------	------	------	------	------	------	------	------	------	------	------	------	------	------	------	------	------	------	------	------	------	------	------	------	------	------	------	------	------	------	------	------	------	------	------	------	------	------	------	------	------	--------



ANNUAL REPORT 2022

BELLINGHAM HISTORICAL COMMISSION



ESTABLISHED 1973

PUBLISHER OF THE CRIMPVILLE COMMENTS

LOOKING TO THE FUTURE!

Leadership

At the May meeting of the Commission, the Commission members voted in officers. Rick Marcoux was voted Chair, Steve Joanis, Vice-Chair and Bernadette Rivard, Secretary. Other members are Marjorie Turner Hollman, Pamela Johnson, and Franco Tocchi.



Museum Reopened!

For the Historical Commission 2022 was a banner year. We reopened the newly renovated and organized Ernest A. Taft Jr. Historical Museum after over two years of closure during the pandemic. The museum is a repository for artifacts, documents, photographs and personal collections that help others to envision and understand the lifestyle and concerns of the citizens of Bellingham since the incorporation in 1719.

On May 22, 2022 the Commission welcomed family members of former Commission leadership to cut the ribbon to open the museum to the public. Joanne Arcand (Ernie Taft's sister), Janet Hendrickson (Marcia Crooks' sister) and Judy Cox (Florence McCracken's daughter), cut the ribbon at the Grand Opening.

The Commission thanks the local vendors (Carl Deiseo of Carl-Leo Flooring of Milford), Doug Bulman (Imperial Cleaning of Franklin), Gary Remillard (G&L Electric), Seaport Masonry, Victory HVAC, and Victory Packaging for their work on the project.

The Commission also thanks the Town Staff and Volunteers who made the renovation and reorganization possible: Denis Fraine, Town Administrator; Ronald Paulus, Town Carpenter; Ken Hoyt, Carpenter; Roger Hogue & Jack Hamilton, Painters; Avery & Susan Osgood; Curt Chambers, Town Hall Custodian; Jesse Reidle, Assistant DPW Director; George Bernard, Bellingham Parks Department; Tim Aicardi, Building Inspector; Hilarie Allie, BOS Administrative Assistant; Lauren Hummel, Senior Tax Work Off Program; and the BHS 2020 Football Team!

Hours

The Commission has announced regular open hours for the museum for the foreseeable future:

Wednesdays from 9 am to 1 pm

2nd and 4th Saturday of the month from 9:30 am to 12:30 pm

3rd Monday of the month from 6-7 pm

And by appointment

Visitors

Since the grand opening, scores of Bellingham residents and history enthusiasts have visited the museum. In addition to the successful grand opening, we have partnered with Sam Cowell, a teacher at Bellingham

Memorial School to arrange tours for the Memorial School students. In the fall of 2022, approximately 60 school children visited the museum to learn more about Bellingham History.

Planning and Organizing for the Future

In 2022 we continued planning and organizing for the future. We continue to expand our online presence. Board meeting agendas and minutes are posted on the Historical Commission's page on the town website. We have an electronic newsletter where we share periodic Commission news to our over 200 subscribers. In 2022 we published two issues of the Crimpville Comments. The summer issue focused on the museum reopening and highlighting some of the museum collections. The fall issue highlighted the Commission's participation in the Mass. Memories Road Show, a partnership between the Commission and the Bellingham Library to digitize the photos and memories of Bellingham residents. The Mass. Memories Road Show is a statewide program of the Healey Library at UMass Boston.

2022 Events



Boston Post Cane Awarded to Rolande Dubois

On September 19, 2022 Commission Chair Steve Joanis and Secretary Bernadette Rivard presented Rolande (Cartier) Dubois, Bellingham's eldest resident, with a replica of Bellingham's Boston Post Cane. Rolande turned 100 in 2022!

Boston Post Canes were created by the Boston Post newspaper in 1909. The gold-headed canes were presented to 700 New England towns with the request that they be presented to the eldest citizen of each community. The cane was intended as a tribute to honored and useful lives, to thrift, temperance and right living; and above all to the superb vigor of New England personhood.

Closing of the 300th Anniversary Time Capsule

On August 11th members of the Historical Commission were joined by members of the town's 300th Anniversary Committee to close a time capsule with memorabilia from Bellingham's 300th year. The capsule was closed during the town's Bellingham Days Celebration. The event was originally scheduled for April of 2020 and was long delayed due to the global pandemic caused by Covid-19.



Coming in 2023

The Commission is hosting its first Bellingham History Discussion Group in January and hope that this will become a quarterly event.

We are also looking forward to participating in the town's Memorial Day events as well as an event during Bellingham Days in August.

Digital archive of photos from the Mass. Memories Road Show event will be posted online at archives.umb.edu

Website: <https://www.bellinghamma.org/historical-commission>

Facebook page: <https://www.facebook.com/BellinghamHistoricalCommissionMA>

Email: history@bellinghamma.org



TOWN OF BELLINGHAM

Department of Inspections
10 Mechanic Street
Bellingham, MA 02019
508-966-5820

Timothy Aicardi
Building Commissioner/Zoning Officer
email: taicardi@bellinghamma.org

2022 Annual Report Inspectional Services Staff

Timothy Aicardi	Building Commissioner
Stephen Johnson	Local Inspector
Michelle Brunelle	Administrative Assistant - Inspectional Services
Bruce Wilson	Health Agent
Laura Renaud	Administrative Assistant - Board of Health
Roger Gaboury	Inspector of Plumbing & Gas
Barry Iadarola	Assistant Plumbing & Gas Inspector
Michael McKeown	Assistant Plumbing & Gas Inspector
Fran Sebio	Assistant Plumbing & Gas Inspector
William Clinton	Inspector of Wires
Joe Scanzaroli	Assistant Wiring Inspector
Trudy Black	Support Staff

I respectfully submit to the honorable Board of Selectman and the citizens of Bellingham the following information regarding all the permits and certificates issued during the calendar year of 2022. We currently enforce the Massachusetts amendments to the 2015 International Residential Code and the 2015 International Building Code as well as the Massachusetts Plumbing and Electrical codes.

We have successfully identified and inspected many of our multi-family apartment buildings as well as maintained the registration of our foreclosed and abandoned homes for safety.

Our goals of the department are to make the permitting process more convenient for the residents of Bellingham. We provide a professional service to our tradespeople while reducing the intake of paper to the department. We submit monthly census reports to the US Commerce Department. We work with other departments to help move all of our projects forward in a timely manner.

All fees are collected and submitted to the treasurer's office daily. The office hours of Inspectional Services are Monday through Thursday 7 am — 4:30 pm., Friday 7am — 1pm.

Sincerely,

Timothy Aicardi, Inspector of Buildings

TOTAL PERMIT FEES 2022.

<u>Residential Building Permits & Certificates Issued</u>	<u>Qty</u>	<u>Estimated Cost</u>	<u>Fees Collected</u>
Single Family Dwellings	19	5,541,012.	55,172.
Single Family Dwellings – Affordable	1	300,000.	3,000.
Multi-Unit Dwelling Apt Stacked Condo	6	1,529,346.	15,320.
Multi-Unit More than 3 Units (46 Units)	1	6,390,500.	63,910.
Additions	44	2,552,616.	26,170.
Accessories	40	883,925.	9,090.
Accessories/Fences & Sheds	78	433,552.	3,900.
Foundations	1	20,000.	200.
Demolitions	4	26,650.	330.
Solar	225	4,960,243.	76,025.
Renovations	524	7,583,381.	81,930.
Mechanical/Sheet Metal	31	1,765,827.	16,615.
Tent	1	794.	75.
Abandoned/Foreclosed	24		2,400.
Pool Above Ground	15	172,827.	1,840.
Pool Inground Pool	9	441,387.	4,430.
Periodic	19		1,330.
Occupancy – New	34		1,700.
Occupancy – Existing	13		325.
<u>Residential Totals</u>	<u>1089</u>	<u>32,602,060.</u>	<u>363,762.</u>
<u>Commercial Building Permits Issued</u>	<u>Qty</u>	<u>Estimated Cost</u>	<u>Fees Collected</u>
New	2	17,878,951.	178,790.
Accessories	17	1,908,028.	20,250.
Demolition	4	19,500.	120.
Demolition Interior	2	55,000.	550.
Foundation	1	5,000.	100.
tenant Fit-Up – Existing (No Change)	10	0	500.
tenant Fit Up – Existing (Remodel)	7	4,277,296.	44,658.
tenant Fit Up – New Building	1	218,400.	3,285.
Addition	3	233,000.	2,340.
Renovations	24	2,306,874.	25,165.
Renovations – No Fee	1	0	0
Sheet Metal Mechanical	6	95,800.	7,974.
Signs	27	319,395.	5,835.
Space – Temp	3	35,001.	901.
sprinkler	6	376,800.	5,655.
boiler	6		5,400.
safety	64		4,480.
safety – No Fee	11		0.
t	3	4,668.	225.
r	1	562,367.	8,436.
upancies	7	0	700.
upancy – No Fee	1		0.
<u>Is for Commercial</u>	<u>207</u>	<u>28,321,655.</u>	<u>315,909.</u>
<u>Grand Total All Permits</u>	<u>1296</u>	<u>60,923,715.</u>	<u>679,671.</u>



TOWN OF BELLINGHAM

OFFICE OF THE
Plumbing & Gas

ANNUAL REPORT – PLUMBING & GAS INSPECTOR 2022

To the Honorable Board of Selectmen and Citizens of Bellingham. Please see the chart below showing permits issued in 2022. I wish to thank all the Town Officials for their assistance.

Respectfully submitted,

Roger E. Gaboury *Roger E. Gaboury*

MONTH	PERMITS ISSUED – PLUMBING	FEE RECEIVED PLUMBING	PERMITS ISSUED – GAS	FEE RECEIVED GAS
January	22	10,894.	28	3,400.
February	23	3,240.	17	1,750.
March	26	3,610.	21	1,570.
April	19	1,740.	23	7,778.
May	18	1,640.	19	1,020.
June	11	5,810.	12	1,570.
July	29	2,560.	15	850.
August	16	2,170.	25	3,330.
September	24	2,860.	15	830.
October	23	3,110.	24	2,360.
November	25	3,460.	26	2,630.
December	30	2,860.	22	1,010.
Total received	266	43,954.	250	28,098.



TOWN OF BELLINGHAM

OFFICE OF THE
Inspector of Wires

ANNUAL REPORT – WIRING INSPECTOR 2022

To the Honorable Board of Selectmen and Citizens of Bellingham. Please see the chart below showing permits issued in 2022. I wish to thank all the Town Officials for their assistance.

Respectfully submitted,

William Clinton

MONTH	PERMITS ISSUED	VALUE OF WORK	FEE RECEIVED
January	46	396,010.	7,990.
February	40	422,835.	11,057.
March	51	2,396,511.	68,776.
April	45	363,584.	4,840.
May	39	450,869.	3,860.
June	44	560,330.	10,911.
July	50	1,119,151.	25,780.
August	59	637,670.	10,007.
September	72	762,525.	9,81.
October	70	585,047.	7,500.
November	84	929,120.	8,706.
December	69	560,733.	8,025.
Total received	669	9,184,385.	176,833.

BELLINGHAM

2022 REPORT OF THE NORFOLK COUNTY MOSQUITO CONTROL DISTRICT

NCMCD operations apply an Integrated Pest Management (IPM) approach to mosquito control that is rational, environmentally sensitive, and cost effective.

Surveillance

NCMCD is engaged in an intensive monitoring process through weekly field collections and data analysis in collaboration with the Massachusetts Department of Public Health (MDPH) to detect for disease-vectoring mosquitoes. Virus isolations assist us in focusing our surveillance to hot zones thereby allowing us to alert nearby towns of a potential epidemic. Public requests for service alert us to high numbers of nuisance mosquitoes.

Virus Isolations in the town:
Requests for service:

8 samples submitted, no isolations in 2022
174

Water Management

Communication with residents and town/state/federal officials, site visits, monitoring, wildlife management, and land surveys while maintaining regulatory compliance is integral to the management of waterways that may contribute to mosquito breeding. Pre- to post-management documentation allows us to assess the efficacy of our work. Tire collections remove a common breeding site of mosquitoes.

Culverts cleared	96 culverts
We also shovel hydrants when needed while conducting culvert work	0 hydrants
Drainage ditches checked/hand cleaned	2,025 feet
Intensive hand clean/brushing*	725 feet
Mechanical water management	0 feet
Tires collected	7

* Combination of brush cutting and clearing of severely degraded drainage systems or streams by hand.

Larval Control

When mosquito larval habitat management is not possible, larval mosquito abatement is the most environmentally friendly and effective method of mosquito control. An intensive monitoring program, aides in our decision to effectively target culprit locations.

Spring aerial larvicide applications	(April)	27.7 acres
Summer aerial larvicide applications	(May – August)	0 acres
Larval control - briquette & granular applications by hand		8.5 acres
Rain basin treatments – briquettes by hand (West Nile virus control)		1,673 basins
Abandoned/unopened pool or other manmade structures treated		0

Adult Control

Adult mosquito control is necessary when public health and/or quality of life is threatened either by disease agents, overwhelming populations, or both. Our surveillance program, along with service request data and state of the art GPS and computer equipment, allows us to focus our treatments to targeted areas.

Adult aerosol ultra low volume (ULV) applications from trucks	3,275 acres
Barrier applications on municipal property	0 applications

Respectfully submitted,

David A. Lawson, Director



BELLINGHAM PLANNING & ZONING

10 MECHANIC STREET BELLINGHAM, MASSACHUSETTS 02019
(508) 657-2892; plan-zone@bellinghamma.org

December 30, 2022

To the Honorable Selectboard and the Citizens of the Town of Bellingham:

In 2022, the Planning and Zoning Department continued its mission to administer short and long-range planning efforts that seek to support balanced smart growth, promote economic development, and improve the quality of life for the residents of Bellingham.

The Department provides support to the Planning Board and the Zoning Board of Appeals and provides technical review of all Subdivision, Development Plan, and land use Special Permit and Variance applications. The Department continually seeks to improve upon the Zoning Bylaws and Subdivision Regulations to foster sustainable, diverse development including the use of smart growth, low-impact development concepts. The Department is staffed by one full-time Assistant Town Planner and Zoning Compliance Officer and a part time Town Planner.

The Department also administers zoning compliance. Within this role, the Compliance Officer works closely with the Building Inspector and other Departments to administer and enforce the zoning bylaw. Additionally, the position looks to evolve zoning standards and provide staff support to the Zoning Board of Appeals.

Planning Board

The Planning Board is a five-member board with one associate member. The Planning Board is established under Massachusetts General Law Chapter 41 section 81A and is guided by the Town Charter, Zoning Bylaws, and Subdivision Regulations. It is supported by a full-time Town Planner and a Coordinator.

The Board and the Town continued to see steady development in 2022. The Board approved a 108 unit townhome development at the location of the former Bungay Brook golf course. The Board also reviewed and approved three industrial warehouses with locations being 152 Depot Street, 206 Mechanic Street, and 353 Maple Street.

There was another record setting year for building permits for previously permitted planning projects. The construction at Curtis Apartments (250 rental units) is progressing. Bellingham Shores Subdivision has also started construction.

The Planning Board is currently organized as follows:

William F. O'Connell Jr.	Chairman
Brian T. Salisbury	Vice Chairman
Philip M. Devine	Member
Dennis J. Trebino	Member
Nick Mobilia	Member
Rob Lussier	Associate Member

The Planning Board held the following meetings during 2022:

- 2 Site Walks
- 1 Executive Sessions
- 20 Regularly scheduled meetings

During the year, the following actions were taken:

- 81-P's, Form A, Approval Not Required – 5 total approved
- Preliminary Subdivision – 1 submitted. 0 under review

- Definitive Subdivisions – 1 submitted, 1 currently still under review
- Definitive Subdivision Modification – 1 submitted
- Development Plan Approval – 5 submitted, all approved
- Development Plan Modification – 1 submitted
- Scenic Road – 1 submitted & approved (353 Maple Street)
- Special Permits:
 - Flexible Parking – 1 submitted & approved (353 Maple St.)
 - Major Business Complex – 1 submitted & approved (353 Maple St.)
 - Inclusionary Housing – 0 submitted
 - Back Lot – 0 submitted
 - Bulk Storage – 0 submitted
 - Marijuana Cultivation – 0 submitted
 - Townhome – 0 submitted
 - Multi-Family – 0 submitted
 - Multi-Family Modification – 0 submitted
- Site Plan Review – 1 submitted
- Discussion for Street Acceptance – 1 submitted and recommended (Roger Way)
- Extension Requests for Existing Permits – 0 submitted and approved
- Lot Release Requests – 0 submitted and approved
- Minor Modifications – 1 submitted and approved
- Bond Releases or Bond Acceptances – 0 acceptance submitted and approved
- Grant of Easement – 0 - Recommend

The Planning Department holds regular office hours Monday through Thursday from 8:30 AM to 4:30 PM and Friday from 8:30 AM to 1:00 PM. The Planning Board operates from the office located at the Municipal Center at 10 Mechanic Street. Planning Board meetings are the 2nd and 4th Thursday of each month in the Municipal Center, unless otherwise posted.

We look forward to serving the Town of Bellingham in the coming year.

Respectfully Submitted,
BELLINGHAM PLANNING BOARD
William F. O'Connell Jr. Chairman
Brian T. Salisbury Vice Chairman
Philip M. Devine Secretary
Dennis J. Trebino Member
Nick Mobilia Member
Robert Lussier Associate Member

Zoning Board of Appeals

The Zoning Board of Appeals (ZBA) is established under Massachusetts General Law Chapter 40A and is guided by the Town of Bellingham's Zoning Bylaw. The ZBA acts as one of Bellingham's Special Permit granting authorities, with a broad range of responsibilities on issues regarding development and land use. The Board hears applications for comprehensive permits for proposed housing developments under M.G.L. Chapter 40B. The Board also considers requests for relief from the town's Zoning Bylaw when applicants believe the literal enforcement would cause hardship and that granting such relief would not significantly impair the public welfare or cause detriment to the neighborhood.

The Zoning Board of Appeals is organized as follows:

Brian Wright Chairman
Peter Gabrielle Vice Chairman
292 Arturo Paturzo Member

Brian Salisbury
Rayan Shamas
Jason Berthelette

Member
Member
Alternate Member

All ZBA meetings are conducted as open meetings to which the public is invited. All cases are a matter of were filed during 2022 with action on new and pending cases as follows:

- 206 Mechanic Street – Variance – Sign - Granted
- 191 Blackstone Street – Special Permit – Family Apartment – Granted
- 350 Wrentham Street – Variance – Lot Shape – Withdrawn without prejudice
- 10 Pearl Street – Variance -- Granted
- 30 Locust Street – Special Permit – Earth Removal Permit -Granted
- 385 Center Street – Special Permit – Family Apartment - Granted
- 86 Pine Grove Ave – Special Permit – Withdrawn without prejudice
- 34 Phillip Drive – Special Permit – Family Apartment - Denied
- 8 Fleutte Drive – Special Permit – Family Apartment – Granted
- 48 Plymouth Road – Special Permit – Family Apartment – Granted
- 61 Linwood Ave – Special Permit – Family Apartment – Granted
- 180 Patricia Drive – Variance – Shed – Approved
- 110 Florida Ave – Variance– Withdrawn without prejudice
- 38 Victor Street – Variance – Withdrawn without prejudice
- 78 Mendon Street – Special Permit – Home Occupation (kitchen) – Withdrawn without prejudice

Respectfully submitted,
BELLINGHAM ZONING BOARD OF APPEALS

Brian Wright Chairman
Peter Gabrielle Vice Chairman
Arturo Paturzo Member
Brian Salisbury Member
Rayan Shamas Member
Jason Berthelette Alternate Member

BELLINGHAM PLANNING AND ZONING DEPARTMENT STAFF
Jim Kupfer, Town Planner
Amy Sutherland, Assistant Town Planner/Zoning Compliance Officer
Laura Renaud, Zoning Clerk

1	2	3	4	5	6	7	8	9	10	11	12	13	14	15	16	17	18	19	20	21	22	23	24	25	26	27	28	29	30	31	32	33	34	35	36	37	38	39	40	41	42	43	44	45	46	47	48	49	50	51	52	53	54	55	56	57	58	59	60	61	62	63	64	65	66	67	68	69	70	71	72	73	74	75	76	77	78	79	80	81	82	83	84	85	86	87	88	89	90	91	92	93	94	95	96	97	98	99	100	101	102	103	104	105	106	107	108	109	110	111	112	113	114	115	116	117	118	119	120	121	122	123	124	125	126	127	128	129	130	131	132	133	134	135	136	137	138	139	140	141	142	143	144	145	146	147	148	149	150	151	152	153	154	155	156	157	158	159	160	161	162	163	164	165	166	167	168	169	170	171	172	173	174	175	176	177	178	179	180	181	182	183	184	185	186	187	188	189	190	191	192	193	194	195	196	197	198	199	200	201	202	203	204	205	206	207	208	209	210	211	212	213	214	215	216	217	218	219	220	221	222	223	224	225	226	227	228	229	230	231	232	233	234	235	236	237	238	239	240	241	242	243	244	245	246	247	248	249	250	251	252	253	254	255	256	257	258	259	260	261	262	263	264	265	266	267	268	269	270	271	272	273	274	275	276	277	278	279	280	281	282	283	284	285	286	287	288	289	290	291	292	293	294	295	296	297	298	299	300	301	302	303	304	305	306	307	308	309	310	311	312	313	314	315	316	317	318	319	320	321	322	323	324	325	326	327	328	329	330	331	332	333	334	335	336	337	338	339	340	341	342	343	344	345	346	347	348	349	350	351	352	353	354	355	356	357	358	359	360	361	362	363	364	365	366	367	368	369	370	371	372	373	374	375	376	377	378	379	380	381	382	383	384	385	386	387	388	389	390	391	392	393	394	395	396	397	398	399	400	401	402	403	404	405	406	407	408	409	410	411	412	413	414	415	416	417	418	419	420	421	422	423	424	425	426	427	428	429	430	431	432	433	434	435	436	437	438	439	440	441	442	443	444	445	446	447	448	449	450	451	452	453	454	455	456	457	458	459	460	461	462	463	464	465	466	467	468	469	470	471	472	473	474	475	476	477	478	479	480	481	482	483	484	485	486	487	488	489	490	491	492	493	494	495	496	497	498	499	500	501	502	503	504	505	506	507	508	509	510	511	512	513	514	515	516	517	518	519	520	521	522	523	524	525	526	527	528	529	530	531	532	533	534	535	536	537	538	539	540	541	542	543	544	545	546	547	548	549	550	551	552	553	554	555	556	557	558	559	560	561	562	563	564	565	566	567	568	569	570	571	572	573	574	575	576	577	578	579	580	581	582	583	584	585	586	587	588	589	590	591	592	593	594	595	596	597	598	599	600	601	602	603	604	605	606	607	608	609	610	611	612	613	614	615	616	617	618	619	620	621	622	623	624	625	626	627	628	629	630	631	632	633	634	635	636	637	638	639	640	641	642	643	644	645	646	647	648	649	650	651	652	653	654	655	656	657	658	659	660	661	662	663	664	665	666	667	668	669	670	671	672	673	674	675	676	677	678	679	680	681	682	683	684	685	686	687	688	689	690	691	692	693	694	695	696	697	698	699	700	701	702	703	704	705	706	707	708	709	710	711	712	713	714	715	716	717	718	719	720	721	722	723	724	725	726	727	728	729	730	731	732	733	734	735	736	737	738	739	740	741	742	743	744	745	746	747	748	749	750	751	752	753	754	755	756	757	758	759	760	761	762	763	764	765	766	767	768	769	770	771	772	773	774	775	776	777	778	779	780	781	782	783	784	785	786	787	788	789	790	791	792	793	794	795	796	797	798	799	800	801	802	803	804	805	806	807	808	809	810	811	812	813	814	815	816	817	818	819	820	821	822	823	824	825	826	827	828	829	830	831	832	833	834	835	836	837	838	839	840	841	842	843	844	845	846	847	848	849	850	851	852	853	854	855	856	857	858	859	860	861	862	863	864	865	866	867	868	869	870	871	872	873	874	875	876	877	878	879	880	881	882	883	884	885	886	887	888	889	890	891	892	893	894	895	896	897	898	899	900	901	902	903	904	905	906	907	908	909	910	911	912	913	914	915	916	917	918	919	920	921	922	923	924	925	926	927	928	929	930	931	932	933	934	935	936	937	938	939	940	941	942	943	944	945	946	947	948	949	950	951	952	953	954	955	956	957	958	959	960	961	962	963	964	965	966	967	968	969	970	971	972	973	974	975	976	977	978	979	980	981	982	983	984	985	986	987	988	989	990	991	992	993	994	995	996	997	998	999	1000	1001	1002	1003	1004	1005	1006	1007	1008	1009	1010	1011	1012	1013	1014	1015	1016	1017	1018	1019	1020	1021	1022	1023	1024	1025	1026	1027	1028	1029	1030	1031	1032	1033	1034	1035	1036	1037	1038	1039	1040	1041	1042	1043	1044	1045	1046	1047	1048	1049	1050	1051	1052	1053	1054	1055	1056	1057	1058	1059	1060	1061	1062	1063	1064	1065	1066	1067	1068	1069	1070	1071	1072	1073	1074	1075	1076	1077	1078	1079	1080	1081	1082	1083	1084	1085	1086	1087	1088	1089	1090	1091	1092	1093	1094	1095	1096	1097	1098	1099	1100	1101	1102	1103	1104	1105	1106	1107	1108	1109	1110	1111	1112	1113	1114	1115	1116	1117	1118	1119	1120	1121	1122	1123	1124	1125	1126	1127	1128	1129	1130	1131	1132	1133	1134	1135	1136	1137	1138	1139	1140	1141	1142	1143	1144	1145	1146	1147	1148	1149	1150	1151	1152	1153	1154	1155	1156	1157	1158	1159	1160	1161	1162	1163	1164	1165	1166	1167	1168	1169	1170	1171	1172	1173	1174	1175	1176	1177	1178	1179	1180	1181	1182	1183	1184	1185	1186	1187	1188	1189	1190	1191	1192	1193	1194	1195	1196	1197	1198	1199	1200	1201	1202	1203	1204	1205	1206	1207	1208	1209	1210	1211	1212	1213	1214	1215	1216	1217	1218	1219	1220	1221	1222	1223	1224	1225	1226	1227	1228	1229	1230	1231	1232	1233	1234	1235	1236	1237	1238	1239	1240	1241	1242	1243	1244	1245	1246	1247	1248	1249	1250	1251	1252	1253	1254	1255	1256	1257	1258	1259	1260	1261	1262	1263	1264	1265	1266	1267	1268	1269	1270	1271	1272	1273	1274	1275	1276	1277	1278	1279	1280	1281	1282	1283	1284	1285	1286	1287	1288	1289	1290	1291	1292	1293	1294	1295	1296	1297	1298	1299	1300	1301	1302	1303	1304	1305	1306	1307	1308	1309	1310	1311	1312	1313	1314	1315	1316	1317	1318	1319	1320	1321	1322	1323	1324	1325	1326	1327	1328	1329	1330	1331	1332	1333	1334	1335	1336	1337	1338	1339	1340	1341	1342	1343	1344	1345	1346	1347	1348	1349	1350	1351	1352	1353	1354	1355	1356	1357	1358	1359	1360	1361	1362	1363	1364	1365	1366	1367	1368	1369	1370	1371	1372	1373	1374	1375	1376	1377	1378	1379	1380	1381	1382	1383	1384	1385	1386	1387	1388	1389	1390	1391	1392	1393	1394	1395	1396	1397	1398	1399	1400	1401	1402	1403	1404	1405	1406	1407	1408	1409	1410	1411	1412	1413	1414	1415	1416	1417	1418	1419	1420	1421	1422	1423	1424	1425	1426	1427	1428	1429	1430	1431	1432	1433	1434	1435	1436	1437	1438	1439	1440	1441	1442	1443	1444	1445	1446	1447	1448	1449	1450	1451	1452	1453	1454	1455	1456	1457	1458	1459	1460	1461	1462	1463	1464	1465	1466	1467	1468	1469	1470	1471	1472	1473	1474	1475	1476	1477	1478	1479	1480	1481	1482	1483	1484	1485	1486	1487	1488	1489	1490	1491	1492</
---	---	---	---	---	---	---	---	---	----	----	----	----	----	----	----	----	----	----	----	----	----	----	----	----	----	----	----	----	----	----	----	----	----	----	----	----	----	----	----	----	----	----	----	----	----	----	----	----	----	----	----	----	----	----	----	----	----	----	----	----	----	----	----	----	----	----	----	----	----	----	----	----	----	----	----	----	----	----	----	----	----	----	----	----	----	----	----	----	----	----	----	----	----	----	----	----	----	----	-----	-----	-----	-----	-----	-----	-----	-----	-----	-----	-----	-----	-----	-----	-----	-----	-----	-----	-----	-----	-----	-----	-----	-----	-----	-----	-----	-----	-----	-----	-----	-----	-----	-----	-----	-----	-----	-----	-----	-----	-----	-----	-----	-----	-----	-----	-----	-----	-----	-----	-----	-----	-----	-----	-----	-----	-----	-----	-----	-----	-----	-----	-----	-----	-----	-----	-----	-----	-----	-----	-----	-----	-----	-----	-----	-----	-----	-----	-----	-----	-----	-----	-----	-----	-----	-----	-----	-----	-----	-----	-----	-----	-----	-----	-----	-----	-----	-----	-----	-----	-----	-----	-----	-----	-----	-----	-----	-----	-----	-----	-----	-----	-----	-----	-----	-----	-----	-----	-----	-----	-----	-----	-----	-----	-----	-----	-----	-----	-----	-----	-----	-----	-----	-----	-----	-----	-----	-----	-----	-----	-----	-----	-----	-----	-----	-----	-----	-----	-----	-----	-----	-----	-----	-----	-----	-----	-----	-----	-----	-----	-----	-----	-----	-----	-----	-----	-----	-----	-----	-----	-----	-----	-----	-----	-----	-----	-----	-----	-----	-----	-----	-----	-----	-----	-----	-----	-----	-----	-----	-----	-----	-----	-----	-----	-----	-----	-----	-----	-----	-----	-----	-----	-----	-----	-----	-----	-----	-----	-----	-----	-----	-----	-----	-----	-----	-----	-----	-----	-----	-----	-----	-----	-----	-----	-----	-----	-----	-----	-----	-----	-----	-----	-----	-----	-----	-----	-----	-----	-----	-----	-----	-----	-----	-----	-----	-----	-----	-----	-----	-----	-----	-----	-----	-----	-----	-----	-----	-----	-----	-----	-----	-----	-----	-----	-----	-----	-----	-----	-----	-----	-----	-----	-----	-----	-----	-----	-----	-----	-----	-----	-----	-----	-----	-----	-----	-----	-----	-----	-----	-----	-----	-----	-----	-----	-----	-----	-----	-----	-----	-----	-----	-----	-----	-----	-----	-----	-----	-----	-----	-----	-----	-----	-----	-----	-----	-----	-----	-----	-----	-----	-----	-----	-----	-----	-----	-----	-----	-----	-----	-----	-----	-----	-----	-----	-----	-----	-----	-----	-----	-----	-----	-----	-----	-----	-----	-----	-----	-----	-----	-----	-----	-----	-----	-----	-----	-----	-----	-----	-----	-----	-----	-----	-----	-----	-----	-----	-----	-----	-----	-----	-----	-----	-----	-----	-----	-----	-----	-----	-----	-----	-----	-----	-----	-----	-----	-----	-----	-----	-----	-----	-----	-----	-----	-----	-----	-----	-----	-----	-----	-----	-----	-----	-----	-----	-----	-----	-----	-----	-----	-----	-----	-----	-----	-----	-----	-----	-----	-----	-----	-----	-----	-----	-----	-----	-----	-----	-----	-----	-----	-----	-----	-----	-----	-----	-----	-----	-----	-----	-----	-----	-----	-----	-----	-----	-----	-----	-----	-----	-----	-----	-----	-----	-----	-----	-----	-----	-----	-----	-----	-----	-----	-----	-----	-----	-----	-----	-----	-----	-----	-----	-----	-----	-----	-----	-----	-----	-----	-----	-----	-----	-----	-----	-----	-----	-----	-----	-----	-----	-----	-----	-----	-----	-----	-----	-----	-----	-----	-----	-----	-----	-----	-----	-----	-----	-----	-----	-----	-----	-----	-----	-----	-----	-----	-----	-----	-----	-----	-----	-----	-----	-----	-----	-----	-----	-----	-----	-----	-----	-----	-----	-----	-----	-----	-----	-----	-----	-----	-----	-----	-----	-----	-----	-----	-----	-----	-----	-----	-----	-----	-----	-----	-----	-----	-----	-----	-----	-----	-----	-----	-----	-----	-----	-----	-----	-----	-----	-----	-----	-----	-----	-----	-----	-----	-----	-----	-----	-----	-----	-----	-----	-----	-----	-----	-----	-----	-----	-----	-----	-----	-----	-----	-----	-----	-----	-----	-----	-----	-----	-----	-----	-----	-----	-----	-----	-----	-----	-----	-----	-----	-----	-----	-----	-----	-----	-----	-----	-----	-----	-----	-----	-----	-----	-----	-----	-----	-----	-----	-----	-----	-----	-----	-----	-----	-----	-----	-----	-----	-----	-----	-----	-----	-----	-----	-----	-----	-----	-----	-----	-----	-----	-----	-----	-----	-----	-----	-----	-----	-----	-----	-----	-----	-----	-----	-----	-----	-----	-----	-----	-----	-----	-----	-----	-----	-----	-----	-----	-----	-----	-----	-----	-----	-----	-----	-----	-----	-----	-----	-----	-----	-----	-----	-----	-----	-----	-----	-----	-----	-----	-----	-----	-----	-----	-----	-----	-----	-----	-----	-----	-----	-----	-----	-----	-----	-----	-----	-----	-----	-----	-----	-----	-----	-----	-----	-----	-----	-----	-----	-----	-----	-----	-----	-----	-----	-----	-----	-----	-----	-----	-----	-----	-----	-----	-----	-----	-----	-----	-----	-----	-----	-----	-----	-----	-----	-----	-----	-----	-----	-----	-----	-----	-----	-----	-----	-----	-----	-----	-----	-----	-----	-----	-----	-----	-----	-----	-----	-----	-----	-----	-----	-----	-----	-----	-----	-----	-----	-----	-----	-----	-----	-----	-----	-----	-----	-----	-----	-----	-----	-----	-----	-----	-----	-----	-----	-----	-----	-----	-----	-----	-----	-----	-----	-----	-----	-----	-----	-----	-----	-----	-----	-----	-----	-----	-----	-----	-----	-----	-----	-----	-----	-----	-----	-----	-----	-----	-----	-----	-----	-----	-----	-----	-----	-----	-----	-----	-----	-----	-----	-----	-----	-----	-----	-----	-----	-----	-----	-----	-----	-----	-----	-----	-----	-----	-----	-----	-----	-----	-----	-----	-----	-----	-----	-----	-----	-----	-----	-----	-----	-----	-----	-----	-----	-----	-----	-----	-----	-----	-----	-----	-----	-----	-----	-----	-----	-----	-----	-----	-----	-----	-----	-----	------	------	------	------	------	------	------	------	------	------	------	------	------	------	------	------	------	------	------	------	------	------	------	------	------	------	------	------	------	------	------	------	------	------	------	------	------	------	------	------	------	------	------	------	------	------	------	------	------	------	------	------	------	------	------	------	------	------	------	------	------	------	------	------	------	------	------	------	------	------	------	------	------	------	------	------	------	------	------	------	------	------	------	------	------	------	------	------	------	------	------	------	------	------	------	------	------	------	------	------	------	------	------	------	------	------	------	------	------	------	------	------	------	------	------	------	------	------	------	------	------	------	------	------	------	------	------	------	------	------	------	------	------	------	------	------	------	------	------	------	------	------	------	------	------	------	------	------	------	------	------	------	------	------	------	------	------	------	------	------	------	------	------	------	------	------	------	------	------	------	------	------	------	------	------	------	------	------	------	------	------	------	------	------	------	------	------	------	------	------	------	------	------	------	------	------	------	------	------	------	------	------	------	------	------	------	------	------	------	------	------	------	------	------	------	------	------	------	------	------	------	------	------	------	------	------	------	------	------	------	------	------	------	------	------	------	------	------	------	------	------	------	------	------	------	------	------	------	------	------	------	------	------	------	------	------	------	------	------	------	------	------	------	------	------	------	------	------	------	------	------	------	------	------	------	------	------	------	------	------	------	------	------	------	------	------	------	------	------	------	------	------	------	------	------	------	------	------	------	------	------	------	------	------	------	------	------	------	------	------	------	------	------	------	------	------	------	------	------	------	------	------	------	------	------	------	------	------	------	------	------	------	------	------	------	------	------	------	------	------	------	------	------	------	------	------	------	------	------	------	------	------	------	------	------	------	------	------	------	------	------	------	------	------	------	------	------	------	------	------	------	------	------	------	------	------	------	------	------	------	------	------	------	------	------	------	------	------	------	------	------	------	------	------	------	------	------	------	------	------	------	------	------	------	------	------	------	------	------	------	------	------	------	------	------	------	------	------	------	------	------	------	------	------	------	------	------	------	------	------	------	------	------	------	------	------	------	------	------	------	------	------	------	------	------	------	------	------	------	------	------	------	------	------	------	------	------	------	------	------	------	------	------	------	------	------	------	------	------	------	------	------	------	------	------	------	------	------	------	------	------	------	------	------	------	------	------	------	------	------	------	------	--------



CHIEF OF POLICE
GERARD L. DAIGLE

Bellingham Police Department

30 Blackstone Street
BELLINGHAM, MASSACHUSETTS 02019
Tel. 508-966-1515
FAX 508-966-4669

As Chief of Police, I hereby submit the annual report of the Bellingham Police Department for the year ending December 31, 2022.

The Police Department has undergone many changes this year especially in terms of staffing. Still being short a few Officers, we were hit this year with some of our senior members of the department leaving for various reason. (Retirement, transfers to other departments, other careers, etc.)

These changes in staffing have left us filling positions with many new younger police recruits and then reassigning several of our senior Officers with new job tasks or functions. Some of these included promotions. I would like to congratulate the Officers who were recently promoted. It is also a major task to have Officers step up and lead these new Officers in the role of field training officers. Those involved have done an outstanding job and I thank them.

With the arrival of several new recruits, there was a need to reorganize and take some of the senior Officers and to put them into supervisory positions to guide these new Officers in the right direction. This supervision is crucial, especially during the first few months the Officers go out patrolling our streets.

Academy training today is both costly and time consuming. Officers today are under more pressure and constantly under the public eye with cell phones and cameras everywhere. Training recruits today is a long process. The academy alone, has gone from 12 weeks when I went, to 24 weeks. There is much more today to learn on the current laws and changes to the existing laws.

With the influx of school violence all over the world, this year we were left with a situation of having our 2 S.R.O.'s (Student Resource Officers) leave our department. (One retired and one left for other employment). This left us in a tight deadline to get two new Officers trained and ready to go for the start of the school year. This goal was accomplished, and the Officers are doing a great job working with our School Department since school began in September.

Under the newly enacted Police Officer Reform legislation (P.O.S.T), we have begun to enter all of our Officer's information into a Statewide data base. Our Officers need to be current on all aspects of training among other criteria. Getting Officers certified has entailed entering all info, such as discipline, training, Internal Affairs investigations, etc. to name a few. This has taken up a considerable amount of time and effort from our administrative staff.

This has been a major change in Policing that I have witnessed in my career. This and things like the events of September 11, Anthrax and white powder threats, the D.C. sniper events, and the defund the police movement with riots and demonstrations, have impacted our Officers in major ways during my career as a Police Chief.


When these events took place, police administrators were faced with educating our Officers and instituting departmental changes to adjust with these events. We have seen the profession change in many ways in our careers.

This past year has brought about many changes in our Police Department. Next year will bring about more changes from the top on down with the retirement of your Police Chief. A new leader will be appointed to bring this group of fine men and women into the next round of changes our community will be faced with.

I would like to thank the citizens of Bellingham for allowing me to lead this great department for the last 22 + years. A big thank you goes out to the Officers and civilian staff of the P.D. and all the elected and appointed officials I have worked with presently and over the years.

With a long family history of Town service, it's been an honor to serve as your Police Chief.

Sincerely,

A handwritten signature in cursive script, appearing to read "Gerard L. Daigle".

Gerard L. Daigle

Chief of Police

Bellingham Police Department

ANNUAL REPORT 2022

Bellingham Public Library

LIBRARY BOARD OF TRUSTEES
NICOLE BUCKLEY, CHAIR
CAROL BIRD, VICE CHAIR
MAGALA LAMOUR, SECRETARY
SUZANNE GARTEN
LAURA HOWARD

"The public library is a center
of public happiness
first, of public
education next."

John Cotton Dana

Library Staff

Bernadette Rivard
Director

Cecily Christensen
Reference Librarian

Steven Fowler
Senior Youth Services
Librarian

Amanda Maclure
Public Services & Teen
Librarian


Pauline Krajcik
Anne Kuncewicz
Barbara Pacak
Library Technicians

Carol Bonnell
Library & Accounts
Payable Assistant

Diane Nelson
Library & Children's
Assistant

Melissa Denham
Renee Milliken
Ashalena Rua
Jane Vichi
Library Assistants

Jim Maher
Custodian



Bellingham Public Library

THE LIBRARY IS BACK!

Honorable Members of the Select Board and the Bellingham Community:

In 2022 all of the services the library provided to the community before the pandemic were fully restored!

Service	Increase between 2021 and 2022
Days Open	18%
Hours Open	29%
Items Checked Out	17%
Library Visitors	71%
Museum Pass Use	27%
Meeting Room Use	96%
Reference Questions	85%
Internet Use	146%
Adult Programs	43%
Adult Program Attendance	20%
Children's Programs	46%
Children's Program Attendance	45%
Teen Programs	100%
Teen Program Attendance	112%
EBook Checkouts	6%



We are thrilled that use of library services is continuing to increase and are hopeful that 2023 will restore our usage statistics to pre-pandemic levels. With the continued support of the town and library community, we are confident this hope will become a reality!

PLANNING

FY2021-FY2025 STRATEGIC PLAN

As we get back on track, we are ticking off some of the plans we made in 2020 for the upcoming 5 years. Some of these projects are still impacted by the remnants of the pandemic, but we are happy to be moving forward on others!

Completed Facility Projects

- In the late spring, aluminum cased windows – that open – were added to selected areas of the building to improve air flow.
- Air filtration units were added to the four rooms that have closing doors.
- The exterior of the library building was painted in the fall. When the building was painted, it was recommended that we replace the remainder of the 30+ year old windows to make them maintenance free. This project will be added to the next plan (FY2026 to FY2030).
- Updated electronic controls were added to our HVAC system as the controls we had were no longer supported or able to be maintained.

In-Process Facility Projects

- Outdoor space for children's programming – funds were approved at November 2022 Town Meeting.

Pending Facility Projects

- Paint lofted interior spaces
- Increase storage space – install shed in area outside Teen Room
- Upgrade lighting
- Patio outside Teen Room
- Renovate Restrooms

Programs & Services Plans for 2023

- Expand school outreach
- Start Homework Club



Bellingham Public Library

LIBRARY PROGRAMS

We offered 934 library programs during the 2022 calendar year that were attended by 16,162 people!

Adult Programs

537 adults attended 73 programs including: Yoga, Music Concerts, and Craft & Art Programs. Our most unique program this year, the Mass. Memories Road Show, was a collaboration with the Healey Library at UMass Boston.

In November, 49 Bellingham history lovers came to the library with 169 photos of Bellingham people, locales and events to tell the story of the photos and have them digitized for an online archive that will soon be added to photos from other communities at openarchives.umb.edu. This program was made possible by a cadre of volunteers (pictured to the right).



In addition, the library hosted the closing of the Bellingham 300th Anniversary Time Capsule in August. This event was delayed from the spring of 2020.

Teen Programs

1,990 teens attended 156 programs at the library in 2022. These teens participated in our after-school program. From 2 to 5 pm each school day, dozens of 7th to 12th graders find their place in the library Teen Room to do homework, play videogames, make crafts, and hang out with their friends.



LIBRARY PROGRAMS

Children's Programs

13,635 children and caregivers attended 705 programs for preschool children and school kids in kindergarten through 6th grade.

Our regular weekly programs included: ASK (After School Kids), Alphabits, Baby Time, Chess Club, Film Fridays, Adult/Child Book Club, Graphic Novel Book Club, and Ring a Ding.

Special programs included: Dr. Seuss Party, Camp Millionaire, Krafty Kids, Mr. Vinny the Bubble Guy, Halloween Haunted Houses, and more!

This also includes programs that were recorded and viewed on YouTube.





SERVICES

Partners

The library partners with a number of organizations in Massachusetts to provide expanded library services to our residents. These include:

The Massachusetts Board of Library Commissioners (MBLC) – The MBLC is the state agency that certifies libraries and ensures state standards for library services are being met. Public libraries are required to meet certain budget and service levels each year in order to maintain certification and receive State Aid. By maintaining certification last year, the library will receive over \$30,000 in State Aid in FY2023. For the past two years, due to decreased funding during the pandemic, the library applied for, and was granted, a waiver of State Aid requirements. Due to increased funding from the town, in 2022 the library met all state requirements.

Central/Western Massachusetts Automated Resource Sharing (CWMARS) – CWMARS is our library network. Our annual dues to the network fund the shared library patron and item database, a staff and public computer network, our Wi-Fi network, and access to numerous electronic resources, including eBooks.

Massachusetts Library System (MLS) – The library is a member of MLS, which provides delivery of items between Massachusetts libraries, as well as access to online resources. They also provide continuing education for library staff.

In 2022, nearly 16,000 items (books, DVDs, audiobooks, and more) were borrowed from our partner libraries through MLS delivery. In addition, we sent out over 18,000 items.



SERVICES

Electronic Resources

The library continues to expand resources that people can access online. In 2022 we offered access to the following resources, by category:

- **Audiobooks** – Hoopla Audiobooks, Overdrive Audiobooks through the Libby App
- **Business Resources** – A to Z Databases Reference, Research, Marketing, Mailing Lists/Sales Leads and Job-Search Database
- **eBooks** – Hoopla eBooks, Overdrive eBooks through the Libby App
- **Genealogy Resources** – Ancestry.com Library Edition, Fold 3 Military Records, Heritage Quest
- **Job & Career Resources** – Learning Express Library Job & Career Accelerator – build resumes, find a career match, and more
- **Journal & Magazine Articles** – Gale Databases provides reliable information on topics including biographies, history, business and health
- **Language Learning Resources** – from Mango Languages, Lingo Lite and Transparent Language Online
- **Magazines** – Flipster Magazines, Hoopla Magazines, Overdrive Magazines through the Libby App
- **Movies & TV** – Hoopla Movies & TV, IndieFlix Independent Films, Kanopy Streaming Video, Qello Concert Films & Documentaries
- **Music** – Freegal Sony Music Library, Hoopla Music
- **Newspaper Archives** – Access archives of the Boston Globe from 1980 to the present and the New York Times from 1985 to the present
- **Online Courses & Tutorials** – Craftsy.com Online Craft Classes, 250 Great Courses, Library Tutorials through Niche Academy, Online Courses on topics from Accounting to Yoga from Universal Class
- **Tutoring Services** – Brainfuse's HelpNow Tutoring & Homework Help

Access all of these resources at our website:

<https://www.bellinghamma.org/library/online-resources>



STAFF & LEADERSHIP CHANGES

In August, the library welcomed **Melissa Denham** as our newest Library Assistant. Melissa interned at the library to complete her MLS degree in the summer of 2022 and was hired when a position opened soon after the summer ended. Melissa has been offering children's programs, including a very well-received Sensory Story Time since the fall of 2022.

In November, **Steven Fowler, "Mr. Steve,"** our beloved Children's Librarian moved to South Carolina with his family. At his Farewell Celebration, Bernadette Rivard, Library Director remarked: "The past 11+ years have been times of great growth for the Bellingham Library, and we are so fortunate to have had you as a team member during this time. The library's children's programming has grown by leaps and bounds due to your talent and dedication to this community. You will be missed by the children, your co-workers, and the entire community. You are Bellingham's own Mr. Rogers - you have a rapport with children that few can match." In the photo above, Bernadette presents Steve with the "Key to the Library."



In December of 2022, **Macala Lamour** was appointed to the Library Board of Trustees to fill a seat that had been empty for over a year. Macala is a homeschooling parent who brings to the board a unique perspective on library services.

At the time of publication, the Library Trustees have hired a new Children's Librarian to serve Bellingham's children in 2023 and beyond!

COMING IN 2023!

The library is going fee free!

In the fall of 2022, following the recommendation and lead of our library network, CWMARS, the Library Board of Trustees voted to join the over 150 other libraries in our network to no longer charge fines or late fees on books, DVDs, audiobooks, magazines, and other general circulating materials. The exception to this policy is any equipment that can be reserved and returnable museum passes.



Story Walk®

In collaboration with the Town Common Trustees, the Bellingham Library will be installing a professional StoryWalk® on the Town Common. The StoryWalk® will begin on the Mechanic Street entrance to the Common. There will be 19 panels set up on posts on the exterior walkway of the Common, featuring picture books, town history or any other content that is suitable for the season or event taking place on the Common.

Bellingham is Open for Business!

The library has been granted a \$10,000 Library Services & Technology Act (LSTA) grant from the Institute of Museum & Library Services (IMLS). The grant is administered by the Massachusetts Board of Library Commissioners (MBLC). The grant will enable the library to offer programs and services to local businesses, including training, workshops and a one-stop shopping place on our website for business information.



BELLINGHAM DEPARTMENT OF PUBLIC WORKS

ANNUAL REPORT

CALENDAR YEAR ENDING DECEMBER 31, 2022

Transportation and Roadways

Funding for our roadway maintenance needs is the biggest problem facing the DPW. The roadway surfaces are in generally poor condition and the cost to perform needed repairs town wide is estimated at over \$30 Million.

A combination of Town funds, State grant funds, and mitigation funds paid by developers allowed us to move several road projects forward in 2022. We had about \$3.0 Million to spend in 2022 which is more funding than we see in a typical year. This was due to 2021 project delays and other one and done funding sources. With the influx of funds we resurfaced several streets: Caroline Drive, Steven Road, Roberta Drive, Stonehedge Road, Harper Boulevard, the Green Acres neighborhood (Chamberland Road, Short Street, Easy Street, Pond Street, Rondeau Road, James Street, Brion Road, Dorothy Ave & Florence Street), and streets in the Scott Hill Acres neighborhood (Newland Ave, Daniel Drive, Christine Road, Lizotte Drive, Elaine Circle, Dalmor Road, Prairie Street Edgewood Road & Morin Drive).

In addition, a project to resurface sections of several roads following needed drainage improvements was started on: Bellstone Drive, Key Street, Atlanta Ave, Link Street, Pheasant Hill Road, Partridge Trail, Florida Ave, Blackmar Street, Mary Street, Bertine Street, Third Ave, Middle Ave, & Mellen Street. Most of the drainage pipes were installed with the resurfacing of these street segments planned for early 2023.

Calendar year 2023 will not have the same level of funding but we should have about \$1.0 Million to spend. The Road Committee (two selectmen, one FinCom, one Capital Committee, Town Administrator, Chief Financial Officer, Town Planner, DPW Project Manager and DPW Director) met a few times in 2022 and will meet in early 2023 to decide which streets get resurfaced. The list of streets in need of resurfacing is long and cost to do the "worst roads" list comes in over \$3.0 Million; therefore, many streets on the list will not get funded in 2023.

The two most visible projects are on South Main Street and the Town Center (the intersection of Route 140 and Route 126).

The South Main Street project (Douglas Drive to the Town Center) is a State Traffic Improvement Program project. Bid came in at \$5.2 Million with the firm A. F. Amorello & Sons, Inc. from Worcester, being awarded the contract by Mass Department of Transportation (MassDOT). Work began on this multiyear project with utility pole relocation and storm drainage system upgrades taking up all the construction season. More of both work items needed to be wrapped up before the road and sidewalk improvements get underway in 2023. Motorists

should expect daytime detours and traffic delays throughout the 2023 construction season. We hope most of the project will be wrapped up and only minor items left to be done in 2024.

The project in the center of Town was stagnant as we waited for the utility companies to relocate their poles and equipment. Unfortunately, that took until October leaving the Town's contractor, Walsh Contracting from Attleboro, only a few months to get back to work and move the project towards completion. Even with the delays, Walsh and the Town's engineers believe the project will substantially complete before July of 2023. Once this project is complete the added lanes and improved traffic signals should reduce the chronic rush hour congestion at this complex intersection.

Major roadway improvement projects that are in the works for the future:

- The Hartford Ave improvements project (Interstate 495 bridge to Arrowhead Drive) made merger progress until the end of 2022. In the later months we were informed that MassDOT would contribute \$2.0 Million dollars to the project, and we received a MassWorks grant for another \$2.0 Million. The Town funded the right of way acquisitions and moved forward with acquiring land and easements for the project. The MassWorks grant will be used to pay the traffic engineers at Chappell Engineering Associates, LLC to advance the design from the current 25% level to bid ready. Other funding avenues are being pursued as the total project estimate is \$9.0 Million. Additional state funding and a sizable contribution by a the developer that has proposed to build an over 700,000 square foot warehouse behind the Home Depot building is anticipated to come together in 2023 for a possible construction start in 2024.
- The work to install traffic signals at South Main Street and Center Street got underway with utility pole relocation delaying the project. It is anticipated that the project will be finished early in the 2023 construction season. This work will be funded entirely by the developer of Lakeview Estates as part of their long list of offsite traffic mitigation measures.
- The western most section of Hartford Ave (Depot Street to the Mendon town line) needs improvements. Improvements include replacement of the bridge at the town line, grading and storm drain construction along the corridor, and signalization and geometric improvements at the intersection with Depot and Grove Streets. Design plans for work on this project are in the preliminary and planning stages. The only progress made in 2022 was to secure mitigation funds from a Depot Street warehouse development. The development mitigation, although substantial, is not sufficient to fund all the improvements needed. With no secured funding for the project, the project timeline is unpredictable.
- The east section of Hartford Ave (Route 126 from the Cemetery near Staples to the Medway town line) was selected as the next project the we would push through the Traffic Improvement Program (TIP). Under this program the Town will pay for design and right of way acquisition and the MassDOT will take it from there. MassDOT will pay for all

construction costs, including traffic control and inspection. The TIP is effectively a 90% state grant, but towns must put up the front money to get projects shovel ready. In November the Town meeting voted to fund the engineering to move the design forward through the standard MassDOT process. With luck this project should be able to break ground in five or six years, similar to the South Main Street project timeline.

- The Maple Street bridge over I-495 is on MassDOT's list of deficient bridges to be replaced in the near future. We have not received a timeline for the project but soil borings were done in 2022 and MassDOT has been in touch with the Police and Fire Department to discuss road closures and detours.

Snow and Ice Control

The winter of 2021-2022 was the third year in a row that was below average in snow fall and not terribly cold. The below average snow event winter set us up well for the winter of 2022-2023 with a full salt shed to start the year. No one can be sure if this will be the norm moving forward or just an isolated trend. It will only take a few Nor'easters to eliminate any thoughts of a shift to routinely milder winters.

Bellingham, and all area towns, are finding it harder and harder to fill the plow vendor routes. In years past we had over 35 private trucks and drivers signed up to assist with plowing of neighborhood streets and side streets. That number dropped to below 25 in the fall of 2022. Fewer and fewer individuals are interested in giving up their time to plow snow. We and other area towns have raised the rate paid and added incentive bonuses, but still we are not getting the plow vendor applicants needed to cover the town's plow routes. The reality is we will not be able to clear roads as quickly in the future unless this trend changes.

Public Drinking Water Supply

The Massachusetts Department of Environmental Protection (MassDEP) promulgated new regulations for Per- and Polyfluoroalkyl Substances (PFAS). The new regulation took effect in 2021. Our results throughout 2021 and 2022 show that we are walking a tightrope just below the new regulatory maximum contamination limit. We funded a pilot study to help us plan for filtration plant improvements that will reduce the risk of PFAS exposure to our customers. That study is due out in January 2023.

The USEPA sent out disturbing information on PFAS in 2022. While, the USEPA has yet to issue PFAS regulations or maximum contamination limits, reports were distributed that suggest PFAS in drinking water may be harmful at levels significantly below the detection limit achievable with today's water analysis technology. All we and every public water supply system can do is try to comply with the current regulations and hope that they are realistic and practical.

We returned to compliance after our second disinfectant byproduct exceedance. As in 2018, we again detected Total Trihalomethane above the MassDEP regulatory limit in the third quarter of 2021 requiring quarterly notice to water customers in the first and second quarters of the year. The culprit is seasonal elevated levels of Total Organic Carbon (TOC) in our raw water. To address this water quality concern the engineers added TOC reduction to the PFAS pilot study. The treatment modifications the study will propose PFAS as well as TOC reduction processes.

The one sizable project completed in 2022 was the repainting of our oldest standpipe on South Main Street, across from Potter Drive. The complete exterior and interior coatings were stripped to bare metal and new paint applied. This rehabilitation is a routine maintenance measure for our standpipes. It is required approximately every twenty years and triggered when annual inspections start to notice coating deterioration. The rehabilitation is costly, coming in around a million dollars for this our smallest of three standpipes. However, that cost is one tenth the replacement cost so well worth the investment.

No major water pipe projects were constructed in 2022; however, planning and design work got under way to replace the water mains in Standish Road and Cedar Hill Road. Those new mains should be constructed in 2023.

Our engineers from Wright Pierce have been working to advance the project to construct a replacement well at our Cliff Road Well Site #12. This well has been our best producer over the years but pumping capacity has dropped off significantly over the last year. This is a normal progression in the life of a well. There is a rather lengthy process of testing and MassDEP permitting required to install a replacement well. That work has moved along through 2022. We hope to bid the construction of the replacement well in the early months of 2023 but will likely be short of the water quantity needed to meet the needs during the beginning of next summer's peak water demand season. The great news is the testing done on the replacement well indicates that it should yield flow volumes very close to original well's pumping capacity.

Our engineers completed the first step towards putting a new drinking water source well on line. Well 10 is located south of High Street and east of the High Street ballfields. Town has owned the required 400-foot radius around the well site since 1973; therefore, no new land rights need to be acquired. Testing performed this year confirmed that Well 10 has the potential to generate over half a million gallons a day, which makes it a viable public water supply well. The new source approval process is lengthy. We should be able to move forward in 2023 with project design and MassDEP permitting tasks. Hopefully, this well will improve our resiliency and help us keep up with the soon to be increasing demand as several sizable residential developments are gearing up.

Storm Drain System

We are in the fourth year of the Municipal Separate Storm Sewer System (MS4) permit. The regulations that triggered the requirement for urbanized cities and towns to obtain a permit took effect in of July 2018. This is a costly unfunded federal mandate. The program has definite merit and will improve the quality of the waters of the USA; however, the last time this grand a regulation was initiated by the USEPA a sizable grant program came along with it. That is not the case for MS4 permits.

The cost to cities and towns over the next twenty years will be significant with Bellingham's cost being estimated well over \$20 Million. We will have a better handle on our future costs when we complete our first draft of the 20-year phosphorus loading reduction capital plan due in permit year five.

Due to the cost associated with complying with the MS4 Permit, the town established a Stormwater Utility in October of 2020. The Stormwater Utility is an important measure that allow us to charge a fee to property owners to cover MS4 permit compliance requirements. Without the stormwater fee revenue compliance with the MS4 permit would cut into taxation funds desperately needed by other departments including schools, police, and fire.

Street sweeping and catch basin cleaning is ongoing. Our street sweepers are sent out on any day weather permits. We hoped to clean or inspect a third of our catch basins in 2022 but fell short mostly due to staffing shortages. We intend to contract our catch basin cleaning in the future under an annual consortium bid. We joined the Southeastern Regional Service Group in late 2021. This group allows us to get economy of scale bid prices for many DPW service activities with favorable prices for catch basin cleaning and disposal of the cleanings removed.

During 2023 we will kick off the 20-year planning process for phosphorus loading reduction required of all Charles River basin communities under the MS4 Permit. The basin being constructed in the lawn in front of the Memorial Middle School is the first one we will have built since the MS4 permit was issued. Many more similar stormwater quality basins will begin to pop up throughout town as we move through the 20-year capital plan.

With the help our engineers and the individuals in town positions of Stormwater Coordinator and Stormwater Manager we will continue to work at complying with the MS4 permit requirements and enhance our overall water quality by treating stormwater before it enters our streams, rivers, lakes, and ponds.

Wastewater Collection (Sewer)

We are starting the process of replacing standby generators at our over 30-year-old sewer stations. In 2022 we completed the replacement of the North Main Street station generator and bid the project to replace the generator at the Potter Drive Station.

Sewer Infiltration and Inflow (I&I) is a major concern for most sewer systems in older cities and towns. I&I is when clean groundwater or surface run off enters a gravity sewer system. Bellingham is blessed in that our oldest sewer pipe is vintage 1989; that is brand new compared to many towns around us. Repeated studies have shown that our I&I volumes are so low that it is not cost effective to try to reduce them. This is one part of our infrastructure that is way ahead of the curve.

New state regulations required enhanced public notification should we experience a sewer overflow. The DPW management staff has been trained in the steps needed to inform the public should an overflow occur.

Our system is not prone to overflows. The last overflow we had was in 2018 and it never reached any streams, rivers, lakes, and ponds. When overflows have occurred, it has been due to failures at sewer stations alarm system. We have improved our monitoring and alarm systems in the last few years. Those improvements have to date; and hopefully that will continue to prevent any overflow.

Town Cemeteries

The DPW manages Town cemeteries under the guidance of the appointed Cemetery Committee and Sextons. The Cemetery Committee & Sextons met three times in 2022.

Although there are several cemeteries in Bellingham, there are only five that are Town owned and grave sites are only available at two.

Our inventory of cemeteries includes:

- Scott Cemetery & Columbariums on Center Street, (gravesites and columbarium niches available)
- Center Cemetery on Mechanic Street, (no gravesites available)
- North Cemetery on Hartford Avenue, (no gravesites available)
- Depot Street Cemetery, (no gravesites available)
- Oak Hill Cemetery on Hartford Avenue - Directly abuts the Town's North Cemetery (gravesites available)

The private cemeteries in Town include:

- St. Jean the Baptist / Precious Blood Cemetery on Wrentham Road – The largest in town and free standing Roman Catholic cemetery.

- Union Cemetery on Mechanic Street - Directly abuts the Town's Center Cemetery. (Parks Department staff mows this cemetery and the Town receives an annual payment for providing that service.)
- Ukrainian Cemetery on Center Street - Abuts the Town's Scott Cemetery and is clearly divided by a stone wall.
- Wilcox Cemetery on Lake Street near Rakeville Circle - A free standing cemetery.

The Committee is looking to add two more columbariums near the Scott Cemetery columbariums. Funds received from sale of columbarium niches and gravesites continue to generate the funds needed to build additional columbariums with little or no funding from other town pockets. The long term plan is to build the new fourth columbarium in 2023 and when the account that received funds from sales of niches is sufficient build a fifth and final columbarium in this unique complex.

The Committee has also started drafting the idea of creating a pet cemetery as the demand is increasing. The cemetery regulation were changed in 2022 clarifying what is allowed regarding pets remains to be interred with their human owner's remains, but there is currently no cemetery in town that allows pet remains interment only.

The DPW would like to thank the Cemetery Committee & Sextons: Francis Cartier, James Haughey, and Alan Bogan for their service and assistance.

Dams

The Town owns only two regulated dams: Silver Lake Dam and Jenks Reservoir Dam. Inspections of these two dams are completed periodically as required by the Massachusetts Division of Dam Safety.

Silver Lake Dam inspection took place in 2022. The inspection report shows some deficiencies that are beyond the DPW's capability to resolve. We have asked our engineers to draw up bid documents so we can hire a contractor to return the dam to a good dam condition rating. The deficiencies are not such that there is any concern about a breach.

The Jenks Reservoir Dam holds back a relatively minimal amount of water as it does not have a tall embankment. Studies have indicated that downstream impacts of a breach would be minimal. Consideration to construct some improvements were presented a few years ago, but the impact of construction equipment on the adjacent wetlands was sizable and the project failed to get through the Conservation Commission as the construction impact was not worth the benefit.

Development and Planning:

The DPW continues to review and comment on private project plans submitted to the various Town Boards and Committees.

Bellingham has many large tracts of undeveloped land. There were several sizable residential development projects approved in 2021. A few got under way in earnest in 2022 (Bellingham Shores across from Glenbrook Drive off South Main Street and Bungay Brook Condominiums at the site of the now closed golf course). There will likely be significant residential home and condo construction in 2023 and the years that follow with these projects continuing and Red Mill on the Charles still in the wings with over 150 residential units proposed.

The DPW will continue to work closely with Town Boards during the hearing and permitting processes to minimize impact to our existing residents, infrastructure, and environment and maximize developer mitigation fund contributions.

General:

The new home of the DPW Offices got some traction in 2022. The parcel at 215 Depot Street which we purchased in 2021 will likely be the new home of the DPW Office and the majority of the DPW operations by 2024. Architects (Kuth Ranieri Architects LLP) were hired in November after an advertised request for proposal process. Kuth Ranieri is working with the DPW Office Building Committee. The goal is for them to complete the project plans and cost estimate in time to ask the May Town meeting to vote approval of the funding for construction of a new office building. If all goes as planned a bid will follow in the summer and construction get underway shortly thereafter.

The DPW continues to keep up with available technology. The addition of a full time GIS Coordinator to the staff has and will continue to keep us on the cutting edge of technology. We are working to expand web-based asset management systems that allow our crews to take tablets into the field to check and update records and log inspections. We are getting proficient at the use of this new technology, which fits right in with our work force which is getting younger all the time.

We are on Facebook, post News on the Town's website, and utilize our CodeRED system to get the word out about projects and issues.

The DPW staff would like to thank the consultants who worked for, and with us, in 2022. These engineers and technicians know our systems and facilities and are readily available to help us with specific tasks and emergencies. These professionals provide us with a great pool of specialized talent we call on when needed.

BETA Group	Water Projects, Drainage, Roadway, & GIS
BSC Group	ADA Improvements & Various Board Plan Review
CHA	Roadway Improvement Design
Electrical Installations, Inc.	SCADA Monitoring & Control System
G & L Electric	Electrical and Electronics
Haley & Ward, Inc.	Water Storage Tanks
Kleinfelder, Inc.	Wastewater
Land Planning, Inc.	Land Surveying & Easement Acquisition
Legacy Mark, LLC	Cemetery Mapping & Database Management
D. L. Maher Services	Well Rehabilitation
MDM Consultants	Traffic Analysis
Pare Corporation	Dams
PSC Corporation	Roadway and Stormwater Improvements
STV, Incorporated	Bridges & Culverts
Tighe & Bond, Inc.	Stormwater Permit (MS4) Compliance
Water & Waste Pipe Testing, Inc.	Drinking Water System Leak Detection
Weston & Sampson Engineers	Cross Connection
Williamson Electric Co	Facilities Controls and Equipment
Wright Pierce	Drinking Water Treatment

We continue to ask all residents for their patience and support as we try to maintain and repair our aging public works infrastructure, and construct improvements. We know what needs to be done to fix problems; what we don't know is when and if we will get the needed funding.

The entire staff would like to thank the residents of Bellingham for their support. They look forward to serving you in 2023 and beyond.

REPORT SUBMITTED BY:

Donald F. DiMartino
DPW Director

I am both glad and somewhat sad to say will be my last annual report. I will be retiring in late February 2023. I sincerely thank all Bellingham residents for their support during my three years as Water & Sewer Superintendent and twenty-nine years as their first DPW Director. It truly has been a pleasure working with the wonderful residents of Bellingham.

BELLINGHAM DPW STATISTICS 2022

PUBLIC DRINKING WATER SUPPLY

2022

FACILITIES	QUANTITY
PUMPING STATION BUILDINGS	8
GROUNDWATER WELLS	15
FILTRATION PLANT	2
STORAGE TANKS	3
STORAGE VOLUME (MG)	5.1
RAW WATER MAINS (MILES)	7.3
WATER DISTRIBUTION MAINS (MILES)	113.6

RAW WATER PUMPED FROM WELLS

MONTH	Gallons
JANUARY	38,390,800
FEBRUARY	36,583,550
MARCH	32,780,330
APRIL	37,090,320
MAY	49,779,748
JUNE	70,178,700
JULY	63,495,300
AUGUST	58,678,900
SEPTEMBER	42,603,500
OCTOBER	38,084,300
NOVEMBER	34,658,600
DECEMBER	34,142,500
TOTAL	536,466,548

RAW WATER PUMPED FROM EACH WELL

PUMP STATION	Gallons
STATION 1 (22)	93,470,200
STATION 2	39,675,600
STATION 3	46,772,900
STATION 4	92,706,600
STATION 5	33,304,140
STATION 7 (23)	36,766,950
STATION 8	80,650,950
STATION 11	56,070,128
STATION 12	57,049,080
TOTAL	536,466,548

TREATED WATER PUMPED INTO THE DISTRIBUTION SYSTEM

HARTFORD AVE FILTRATION PLANT	169,890,000
WRENTHAM RD FILTRATION PLANT	329,971,000
TOTAL	499,861,000

BELLINGHAM DPW STATISTICS 2022

PUBLIC DRINKING WATER SUPPLY (CONTINUED)

GALLONS PURCHASED FROM OTHER WATER SUPPLIERS	
MILFORD WATER COMPANY	Zero
TOWN OF FRANKLIN	Zero
TOTAL	Zero
GALLONS SOLD TO OTHER WATER SUPPLIERS	
TOWN OF BLACKSTONE	Zero
TOTAL	Zero

	Gallons
DAILY AVERAGE PUMPED	1,469,186
DAILY AVERAGE CONSUMED	1,368,023
DAILY RESIDENTIAL PER CAPITA AVE	49
POPULATION SERVED BY TOWN WATER	16,628
MAXIMUM DAY PUMPED	3,063,520
MAXIMUM PUMPING DATE	4/21/2022
MAXIMUM DAY COMSUMPTION	2,103,400
MAXIMUM COMSUMPTION DATE	7/1/2022

BELLINGHAM DPW STATISTICS 2022

PUBLIC DRINKING WATER SUPPLY (CONTINUED)

WATER MAINS

Type

MILES

Unknown	1.6
Asbestos Cement Pipe	24.6
Cement Lined Cast or Ductile Iron Pipe	60.03
PVC - C-900 Pipe & HDPE	39.5
Diameter (in Inches)	
1	0.08
2	1.18
4	0.04
6	36.8
8	51.63
10	17.2
12	15.2
16	3.6
Total Length of Water Mains	125.73

METERED CUSTOMERS:

COMMERICAL CUSTOMERS	348
INDUSTRIAL CUSTOMERS	27
RESIDENTIAL CUSTOMERS	5,638
MUNICIPAL BLDGS, SCHOOLS & PARKS	41
UN-METERED CUSTOMERS:	
TOTAL	6,054

METERS (MISCELLANEOUS)

IRRIGATION METERS IN SYSTEM TOTAL (Water Only)	194
IRRIGATION METERS ADD THIS YEAR (Water Only)	6
WATER METERS RECYCLED	97

NEW METERS AND SERVICES:

INSTALLED BY DPW	33
INSTALLED BY OTHERS	2

HYDRANT MAINTENANCE:

PAINTED	0
REPAIRED	22
REPLACED	9
FLUSHED	136
WINTERIZED	30
NEW HYDRANTS	16
TOTAL FIRE HYDRANTS IN SYSTEM	998
TOTAL RAW WATER HYDRANTS	24

BELLINGHAM DPW STATISTICS 2022

ROADWAY SYSTEMS

TYPE	MILES
TOWN ACCEPTED WAYS	95.63
UNACCEPTED WAYS (MAINTAINED)	0.75
TOTAL PUBLIC TRAVEL WAYS	96.38
Chapter 90 State Funding	\$ 539,144

WASTEWATER COLLECTION SYSTEM

FACILITIES

GRAVITY SEWER MAINS (Miles)	33.93
SEWER FORCE MAINS (Miles)	7.02
LOW PRESSURE FORCE MAINS (Miles)	1.11
MANHOLES	1026
PUMPING STATIONS (TOWN)	10
PUMPING STATIONS (PRVT)	7

CONNECTIONS

TOTAL AVAILABLE	2,368
CONNECTED BEFORE 1/1/2023	1,993
CONNECTED DURING 2022	36
TOTAL PROPERTIES CONNECTED	2,029
% of Water Customers with Town Sewer	34%

SEWER FLOWS / TO TREATMENT PLANTS

	Gallons
Charles River Pollution Control District	86,565,833
Woonsocket Wastewater Treatment Plant	68,270,835
TOTAL	154,836,668

STORMWATER SYSTEM

FACILITIES

CATCH BASINS (INVENTORY)	2,635
CATCH BASINS INSPECTED/CLEANED	604
MANHOLES (INVENTORY)	1,496
PIPES (INVENTORY) MILES	63
FREE STANDING INLETS AND OUTLETS	320
IN LINE TREATMENT UNITS	16
STORMWATER BASINS & SWALES	70

BELLINGHAM DPW STATISTICS 2022

DPW SERVICE CALLS AND WORK ORDERS:

DRINKING WATER & SEWER COLLECTION SYSTEM

WATER MAIN BREAKS REPAIRED	12
WATER SERVICE BREAKS REPAIRED	17
FROZEN WATER SERVICES	7
WATER EMERGENCY CALLS CUSTOMERS PROPERTY	12
BACKFLOW PREVENTION DEVICE TESTS	746
OTHER WATER SYSTEM SERVICE CALLS	325
SEWER WORK ORDERS (Miscellaneous)	0
SEWER INSPECTION WORK ORDERS	14
SEWER MAIN BREAKS REPAIRED	0
SEWER SERVICE BREAKS REPAIRED	0
SEWER OVERFLOWS	0
WATER & SEWER PIPE MARK OUT FOR EXCAVATION	270
WATER FACILITIES WORK ORDERS	3,146
SEWER FACILITIES WORK ORDERS	215

METERING & BILLING SYSTEM

METERS & RADIO WORK ORDERS	306
METERS REPLACED FROZEN	7

ROADWAY & SIDEWALK SYSTEM

HIGHWAY SERVICE CALLS & WORK ORDERS (Misc)	430
HIGHWAY WORK ORDERS - POT HOLE	208

STORMWATER SYSTEM

STORMWATER WORK ORDERS	72
BEAVER DAM RELATED WORK ORDERS	7

TRASH & RECYCLING PROGRAM

TRASH RELATED WORK ORDERS	228
---------------------------	-----

MISCELLANEOUS

OTHER (SNOW, PARKS, CEMETERY, OTHER)	171
--------------------------------------	-----

TOTAL DPW WORK ORDERS	6,193
-----------------------	-------

BELLINGHAM DPW STATISTICS 2022

TOWN OWNED DAMS

Silver Lake Dam (Cross Street)

Condition	FAIR
Size	INTERMEDIATE
Hazard Level Rating	SIGNIFICANT
Last Inspection	2022
Next Inspection Due	2027

Jenks Reservoir Dam (Lake Street)

Condition	POOR
Size	SMALL
Hazard Level Rating	LOW
Last Inspection	2019
Next Inspection Due	2029

TOWN CEMETERIES

Scott Cemetery (Center Street)
Center Cemetery (Mechanic Street)
Depot Street Cemetery
North Cemetery (Hartford Ave)
Oak Hill Cemetery (Hartford Ave)
Cemetery Work Orders

GRAVE SITES SOLD

6
0
0
0
1
35

NICHES SOLD

11

Scott Cemetery Columbarium

Remains Interred

Scott Cemetery Niche	5
Scott Cemetery Burial	6
Center Cemetery Burial	0
Oak Hill Cemetery Burial	6

**Norfolk County Registry of Deeds
2022 Annual Report to the Town of Bellingham
William P. O'Donnell, Register
649 High Street, Dedham, MA 02026**

As the impact of the Covid-19 pandemic lessened in 2022, the Norfolk Registry of Deeds was able to fully resume normal operations and increase its community outreach efforts. I am particularly proud of our staff, who worked diligently throughout the pandemic and enabled the Registry to remain open and operational for the recording of land documents every work day from the onset of the pandemic in 2020.

The year 2022 saw some changes in the Registry's operations, some positive, some not. Despite the increase in the Registry's reliance on its information technology structure due to, among other things, a marked increase in the electronic filing of documents, the Norfolk County Commissioners decided to consolidate the Registry IT staff with the County and eliminate the direct report, on-site Registry IT Department.

I greatly appreciate the voices and efforts of so many attorneys, real estate brokers, assessors, engineers, trade organizations, and just regular citizens, many from **Bellingham**, who were concerned about the title to their homes in trying to keep the Registry IT Department as it had been for over 35 years. You have to accept decisions and I and my Registry senior staff are cooperating with the County to envision a plan that will not negatively impact Registry operations and services due to the elimination of its on-site direct report to the Register, a Registry IT staff.

The Registry operates under my supervision and management as the elected Register. I have held the position since 2002. In continuous operation for nearly two hundred and twenty-four years, dating back to President George Washington's administration, the Registry's mission has remained the same: to maintain and provide for accurate, reliable, and accessible land records to all residents and businesses of Norfolk County. The modernization initiatives implemented during my administration have created a sound business operation oriented toward quality customer service at the Norfolk Registry of Deeds.

2022 Norfolk County Registry of Deeds Achievements

- The Registry of Deeds Customer Service and Copy Center continues to provide residents and businesses with quality service. These requests included the filing of Homesteads, accessing deeds, verifying recorded property documents and assisting those in need of obtaining a mortgage discharge notice. Customers can contact the Customer Service and Copy Center at 781-461-6101, Monday through Friday, between the hours of 8:30AM to 4:30PM.
- In calendar year 2022, *the Registry collected approximately \$67.3 million dollars in revenue.* Out of that money, more than \$57.4 million was apportioned to the Commonwealth and more than \$9.9 million was disbursed to Norfolk County

in the form of deeds excise taxes and recording fees and surcharges. There was collected \$5,635,350 pursuant to the Community Preservation Act (CPA).

The Registry of Deeds continues to address legislative issues to benefit consumers. In 2023, we will continue to advocate for filed legislation that accomplish mortgage transparency by requiring mortgage assignments be recorded at the appropriate Registry of Deeds in a timely manner.

- This year saw a record number of electronic recording filers, approximately 2,600. The Registry recorded more than 83,000 documents electronically, accounting for nearly 80% of all recorded land records.
- Norfolk Registry of Deeds was the first registry in Massachusetts to electronically record registered land documents. This started in the Land Court section of the Registry of Deeds in 2017 and was crucial in remaining operational during the coronavirus pandemic. Initially, the percentage of registered land documents recorded electronically was 15%. The percentage of registered land documents recorded via electronic recording has now grown to over 70%.
- In 2022, we shelved Registry of Deeds Book 40401. At the end of 2022, we were processing the documents for Book 41000. These books house land records dating back to 1793 and are available for public research. For the sake of security and redundancy, we store our documents in three different ways: hard copy, electronically, and by microfiche.
- In calendar year 2022, the Registry processed over 11,200 Homestead applications. The law, Mass General Law Chapter 188, provides limited protection of one's primary residence against unsecured creditor claims.
- The internet library of images, accessible to the public through the Registry of Deeds' online research system at www.norfolkdeeds.org continues to expand. Today, all documents dating back to the first ones recorded in 1793 are available for viewing.
- Our website includes a genealogy page and a section highlighting land records of notable people – United States Presidents, military heroes, noted authors, and leaders in their fields of education, the environment, and the law.
- The Registry's website www.norfolkdeeds.org routinely updates the public on such news as real estate statistics, answers to frequently asked questions, along with detailing of our consumer programs. Additionally, we also write a monthly column for various Norfolk County newspapers and their online websites. We also distribute a weekly press release to alert residents of the latest happenings as well as to remind them of our consumer services.
- The Registry's free Consumer Notification Service allows any county resident to opt in to this free notification service and be alerted when any land document – fraudulent or otherwise – is recorded against their name. Nearly 2,000 Norfolk County residents have

signed up for this free service. For more information, please see our website at:
www.norfolkdeeds.org.

- The Registry was able to fully resume its various community outreach programs. In 2022 we continued our partnerships with, among others, Interfaith Social Services of Quincy, Father Bill's & MainSpring of Quincy, the VA Boston Healthcare System and InnerCity Weightlifting with our 'Suits for Success' program, and with the New Life Furniture Bank of MA in Walpole to assist those who are in need of household items. Our Annual Holiday Food Drive continues to support several food pantries in Norfolk County and our Christmas Toys for Tots campaign in partnership with the United States Marine Corps. was again a success.

Bellingham Real Estate Activity Report January 1, 2022 – December 31, 2022

During 2022, **Bellingham** real estate activity saw an increase in both total sales volume and average sales price.

There was a significant decrease in the number of documents recorded at the Norfolk County Registry of Deeds for **Bellingham** in 2022; a decrease of 1,705 documents from 5,296 to 3,591.

The total volume of real estate sales in **Bellingham** during 2022 was \$261,022,347, an 18% increase from 2021. Additionally, the average sale price of homes and commercial property was up 44% in **Bellingham**. The average sale price was \$847,475.

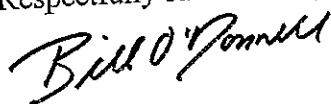
The number of mortgages recorded (712) on **Bellingham** properties in 2022 was down 47% from the previous year. Also, total mortgage indebtedness decreased 44% to \$522,510,081 during the same period.

There were 4 foreclosure deeds filed in **Bellingham** during 2022, 1 more than the number recorded the previous year. The total number of notices to foreclose was 13, up 160% from last year.

Homestead activity decreased by 13% in **Bellingham** during 2022, with 324 homesteads filed compared to 373 in 2021.

Finally, our objective at the Registry will always be to maintain, secure, accurate, and accessible land records for the residents and businesses of Norfolk County. It is a privilege to serve you.

Respectfully submitted by,



William P. O'Donnell
Norfolk County Register of Deeds





Town of Bellingham
Office of the
Board of Selectmen
Bellingham, Massachusetts 02019
Phone: 508-657-2800
Fax: 508-966-4425

REPORT OF THE SELECTBOARD

The Town of Bellingham continues to flourish as we move deeper into the 21st century. Our community's growth, both residentially and commercially continues to be impressive. Residential developments are creating new neighborhoods resulting in opportunities for many more families to call Bellingham home. The influx of newcomers has not created a burden on our schools and has helped to broaden and strengthen the Town's tax base. The industrial and commercial development presents challenges to our infrastructure but also provides opportunities with added revenue which enhances our ability to capitalize on improvements which otherwise would be difficult to afford.

During the past year the Town began improvements to the Town center which were first proposed nearly 20 years ago. This three million dollar project will help to ease the rush hour traffic which has long created backups to the North and South of the Town Center frustrating drivers for years. Funded by developer contributions, a State MassWorks grant and local funding, this project is a public private success story. Another project well underway is the seven-million-dollar state funded reconstruction of South Main Street with a two mile stretch of road that will be pedestrian friendly with new sidewalks and improved drainage creating smoother traffic flow. Many other roadway improvements are in the planning stages including the widening of Hartford Avenue at the 495 overpass which recently received four million dollars in State grant funding. This project will likely be under construction in 2024.

Necessary improvements to Town facilities received a boost this past year as funding for new DPW administrative offices and a new Senior Center kitchen received initial approvals. Town Meeting voters approved design funds for the construction of Public Works administrative offices on Depot Street alongside the recently purchased Public Works garage buildings. The current offices on Blackstone Street have been extremely challenging due to size constraints with growing operations. The Senior Center renovations include a small addition which will increase the size of the kitchen allowing seniors to enjoy breakfast and lunch offerings at a very affordable price point. This commercial operation should be open for business in late 2023.

The Selectboard recently completed the public hearing process of the FY24 Community Development Block Grant. This program allows Bellingham homeowners to complete major housing repairs at no cost provided they continue to live in their house. This program has successfully managed over 20 million dollars in home repairs since its conception in 1985. The current years funding has supported 15 projects throughout the community. The FY24 grant, if funded, will provide

\$1.35 million in funding for home repairs as well as a major handicap access improvement at the High School practice fields.

Town Government has begun the process of preparing for significant turnover in various leadership positions. DPW Director, Don DiMartino, Police Chief, Gerry Daigle and Fire Chief, Steven Gentile all plan to retire in the coming year. The Selectboard has been planning for their departure during the past year working on succession planning which will be a challenge considering these three leaders collectively bring more than 100 years of service to the Town. A happy retirement has certainly been earned for each of them.

Increased public safety staffing has been a significant concern for the Selectboard for several years particularly in light of residential and commercial growth mentioned previously. Over the past two years the Selectboard has prioritized funding to both Fire and Police staffing with more work in this area necessary to keep up with the daily demand. The Board will continue to work with the new Fire and Police administration to try and creatively plan for the future.

We all look forward to the coming year and are confident that with the support of the 100's of Town employees and officials serving on Boards and the 17,000 residents we serve; the Town of Bellingham will continue to flourish keeping Bellingham a great place to call home.

Donald Martinis
Chairman



TOWN OF BELLINGHAM

*Bellingham Town Common Trustees
Bellingham Municipal Center
Bellingham, MA 02019*

508.657.2809

bellinghamtowncommon@gmail.com



*Lawrence J. Sposato Jr., Chairman
David E. Wyatt, Vice Chairman*

*Leo P. Dalpe, Treasurer
Joanne Arcand, Secretary
Barbara Eltzroth, Function Coordinator*

The Bellingham Town Common Trustees wish to thank the Board of Selectmen, Town Administrator, Denis Fraine, and the residents of Bellingham for their support in 2022.

Additionally, special thanks to the following for their assistance in keeping the Town Common a place of which we can all be proud:

The Bellingham Parks Department and DPW for maintaining the grounds, and, for installing the Town Common holiday/seasonal lighting, banners, and decorations.

We'd also like to thank Jesse Riedle, Assistant DPW Director, and his Parks Department staff for their support and assistance. We trust that we will continue to have an amicable and successful working relationship with all those mentioned above for many years to come.

Additionally, the Trustees would like to express gratitude for our Senior workers, who are totally dedicated to maintaining the image of the Common as the Town's showcase. Thank you for all that you do. A particular acknowledgement goes to Anthony Cifizzari who treats the Common grounds as he would his own backyard.

2022 marked the 25th Anniversary of the Bellingham Common in its current location. This milestone was celebrated with a pizza and ice cream "25th Anniversary Party" on September 10th, and celebratory banners on the lamp posts.

In addition to the 25th Anniversary Party, we are happy to report that 2022 was a busy year at the Common:

- Cable 8 Summer Concert Series – 4 concerts
- Trustee-sponsored Children's Concert and Entertainment Night
- High School Yearbook Portraits (8 sessions throughout the year)
- 1 Wedding Anniversary Celebration
- 5 Weddings
- Annual Memorial Day Parade Ceremonies
- 3 Concerts co-sponsored by the Cultural Council and Bellingham Library
- Storytime Lunches (sponsored by the Bellingham Library – April through October; 22 weeks)
- Annual Tree Lighting Ceremony and Visit from Santa
- 1 "Adoption Journey"
- 3 Spike Ball Tournaments
- 1 Saint Vincent DePaul Charity Walk
- Halloween Trunk or Treat Stroll
- A Night of Remembrance

In 2021, the Trustees voted to allow (with permit) the sale of food and snacks at the Common during specific events. So far, this has been very successful and without incident.

We, the Trustees look forward to attracting more events to, and more usage of, the Town Common. As always, the Common was enjoyed by many in 2022 for its walking paths, playgrounds, beauty and serenity.

Any person or organization is welcome to reserve the Bellingham Town Common for an event, with the approval of the Board of Trustees. There is a user fee for non-residents; no cost to residents. A refundable security deposit is required.


Options for obtaining permit application are:

Call 508-657-2809 and leave a message;

From the Town Clerk's office;

Email BellinghamTownCommon@gmail.com

Respectfully submitted,



Lawrence J. Sposato, Jr., Chair

Bellingham Common Trustees

Blackstone Valley Vocational Regional School District
Fiscal Year 2022 Annual Report
July 1, 2021 – June 30, 2022

Message from our Superintendent Director:

With your continued support, we prepare our students for personal and professional success in an internationally competitive society through a fusion of rigorous vocational, technical, and academic skills. Therefore, it is our custom to go beyond the facts and figures of our operation and share student success stories and district achievements that exemplify our mission.

In FY22, we were strategic and resilient in carrying out our mission despite the ongoing challenges of the pandemic. We expanded our vocational offerings and opened our Biotechnology program, which welcomed its first class of students. We embraced the arts and culture within our community with our Arts Heals: Shine Your Light Chalk Festival, Day of Silence, and Multicultural Festival. And we pursued nearly \$2 million in grants that continue to support your regional vocational-technical school system.

To uphold this level of success, we encourage our students, administrators, and staff to hone their skills, believe in themselves, and pursue their dreams. To do this, we must harness the powerful driving force from within and come to understand that the distance between our dreams and reality is action.

Demonstrating what is achievable with their high-quality education, our alumni are our best ambassadors for vocational-technical education. You can see this drive, passion, and call to action in Lindsey Testa's story. With an open mind and skilled hands, she, like many of our graduates, is taking what she learned and shaping our future workforce while giving back to her alma mater.

At BVT, we cheer each other on, celebrate our success, and take pride in our continuous improvements and growth. I encourage you to read on and discover how our powerful driving force has allowed us to deliver high-quality education and help our students navigate the road ahead.

Dr. Michael F. Fitzpatrick
Superintendent-Director

Alumni Profile: Lindsey Testa (*Dental Assisting, Class of 2019*)

A Powerful Driving Force

Although most people find their career paths later in life, there are a few who, from an early age, have an experience that speaks to them in such a way they can't ignore it. Learn how the adage: "follow your heart, it knows the way" takes on new meaning for one of our alumni, Lindsey Testa (*Dental Assisting, Class of 2019*), and how a childhood event inspired her to harness a powerful driving force within and shape her future career success.

When Lindsey was in the 5th grade, she got braces, and unlike most kids, she liked everything about the experience. "I was in my braces for about four years," said Lindsey. "I loved my orthodontist, Dr. Hamilton, and the orthodontic assistants at Family Orthodontics in Milford. I looked up to them and dreamed of working in orthodontics. So when I learned about the Dental Assisting program at BVT, I was eager to attend the school and one day pursue a career in the dental field."

With an interest in the dental field, it came as no surprise during Freshmen Exploratory that Dental Assisting was Lindsey's top choice. She also explored Business & Entrepreneurship, Culinary Arts, Electrical, Electronics & Engineering Technology, Health Services, and HVAC&R. "I had such a great time during the HVAC&R exploratory. I considered changing my mind to HVAC for a little while!" exclaimed Lindsey. "But after I explored the Dental Assisting shop, I knew there was no other program I would enjoy as much as that one."

Utilizing the skills acquired at BVT, Lindsey coincidentally earned a co-op job with Family Orthodontics in Milford during her senior year. "It was a dream come true. This was the office I had always dreamed of working in!" said Lindsey. "I learned so much about orthodontics, sterilization, and talking with patients."

"After working in orthodontics, I realized I was more interested in general dentistry," said Lindsey. "The dental assistant is most frequently the first person a patient will see, so it is important in that position to learn how to talk to patients in a caring manner. You truly only learn by working in an office and experiencing it for yourself. I also found it to be a fun experience."

However, when it came time to apply to college, Lindsey wasn't sure if she wanted to become a dentist or a dental hygienist. But, she knew she would need further education to achieve those goals. "I talked it over with my parents, and I decided to pursue a degree in Dental Hygiene at the Massachusetts College of Pharmacy and Health Sciences (MCPHS)," said Lindsey. "I fell in love with the clinic at MCPHS and the technology they had for their students."

"While in college, I worked as a dental assistant at Uxbridge Family Dental in Uxbridge, MA, and the Milford Dentist Office in Milford, MA. It was a busy schedule at both offices, and it taught me how to be timely and efficient," said Lindsey. "Assisting a dentist consists of taking a lot of radiographs and passing instruments to the dentist. I can thank my vocational instructors for teaching me how to do that effectively."

"My vocational-technical training at BVT prepared me for success in hygiene school at MCPHS," said Lindsey. "We spent about a month learning the names of teeth, the positions of teeth, the anatomical features of the teeth, and much more basic terminology crammed into such little time. But I already knew this, which helped a lot. When we began patient care, I felt more prepared than some of my peers because of my history of working with patients as a dental

assistant. If I had never attended a vocational high school, I can easily say that I would not be where I am today."

"I was asked by professors at MCPHS to be a peer tutor for clinical and academic courses," explained Lindsey. "I excelled in many of my courses because of my previous knowledge in dental assisting, and I can solely thank BVT for that."

"During my last semester at MCPHS, I had a capstone project, which required that I teach to those with dental hygiene-related needs," explained Lindsey. "I immediately thought about visiting my alma mater's Dental Assisting program to educate students on topics important to dental assistants and dental hygienists. I am thankful to my Dental Assisting instructors, Mrs. Fleisher, Mrs. Donovan, and Mrs. Langin, who pushed me when I was at BVT and welcomed me to work with them and their students for this project."

"The dental students were welcoming, eager to learn, and engaged in our group discussions. I had forgotten how much I had enjoyed teaching. I taught dance classes at the Milford Dance Center during high school. This experience reminded me that teaching might be in my future. The vocational instructors worked with me in planning our discussion topics and scheduling time for clinical to teach those hands-on topics to their students," said Lindsey. "It opened my eyes to the real possibility of teaching dental assisting at a vocational high school."

Lindsey graduated in May of 2022 from the Massachusetts College of Pharmacy and Health Sciences. Having earned a Bachelor of Science in Dental Hygiene in three years instead of four, she was eligible to take regional and national dental hygiene board examinations.

"Looking back at how much I have learned truly amazes me. I never thought I would end up back at BVT, especially in front of a group of students teaching. I could not be happier that my path in life went this way," said Lindsey. "I have a full-time position as a dental hygienist at the Milford Dentist Office. I plan on working clinically for a few years while working towards a degree in vocational education. This experience has made me realize that even though I have reached my goal of becoming a dental hygienist, my journey is not over. The options are endless to where I go from here."

"If you are considering a career in the dental industry, there are many career possibilities in this growing field," said Lindsey. She smiled and shared this advice, "Never doubt yourself, don't quit, or compare yourself to others; everyone's path is different. It doesn't matter how you get to the end of the path; what matters is that you get there!"

See how other alumni are benefiting from BVT's career, college, and life ready educations...

"All the skills I learned in Health Services have helped make my clinical experience in college and overall patient care/interactions less difficult. My job as a CNA has helped me become a more well-rounded and understanding nurse, thanks to BVT."

- Elizabeth May Rondeau, Night Nursing Supervisor at Bethany Healthcare Center

"In fashion school, the main components consisted of creativity and knowledge of Adobe products. Multimedia Communications pushed me to excel beyond my classes and helped me get internships/jobs in my first semester of college. Today, I run a team of designers for a Los Angeles based company, and my job solely depends on the foundations I learned at BVT."

- Erin Kalousdian, Senior Apparel Designer at Avid Apparel

"I earned a paid internship at Neles Metso in Worcester during my senior year, utilizing the machining and CNC skills I learned at BVT. I continued working there full-time upon graduation and stayed for another five years. I was hired into a senior position at my new job based on my real-world work experience, which has given me a huge advantage over my same-age peers, all due to my BVT training and the internship."

- Tristram Fritchey, Manufacturing Engineer at Lufkin Industries

On The Cutting Edge of Science

While the biotech industry in Massachusetts continues to grow, so does the need for talented employees. With a history of providing our students with in-demand skills through vocational training, we officially commemorated the opening of our Biotechnology program with a ribbon cutting ceremony on December 8th.

We were proud to welcome the first class of students from the Class of 2025 to our newest vocational-technical program, Biotechnology, for the 2021–2022 school year. These sixteen students completed the Freshmen Exploratory process and selected Biotechnology as their first choice shop placement. On December 3rd, they were excited to learn that the Biotechnology program would be their vocational shop for the next three years.

"Before the Exploratory process, I was interested in Health Services," said Isabelle Kling. "But then I explored Biotechnology which showed me a whole other side of medicine that I didn't know existed. I knew that Biotechnology was right for me when I came back to shop every morning, excited to see what the day would bring."

Biotechnology Instructor Susan Piraino said, "I enjoyed meeting many students during the exploratory process. It is an exciting time for this first class. I look forward to introducing them to the many branches of biotechnology."

Ms. Piraino is a molecular and cell biologist with extensive experience in drug discovery and gene therapy. She has co-authored several scientific publications, is a co-inventor on three U.S. patents, and has been recognized for innovation in science and excellence in teaching.

In speaking with Susan, it is evident that she loves teaching and is passionate about science. She said, "I will always remember my high school teacher, Mr. Thomas, who one day commented that I should probably pursue a career in science because I was pretty good at it. I took his advice and chose to major in Biology in college. Just one comment from a teacher can direct which path you choose to take in life, which was true for me." Susan has come full circle and is excited about her new position and the opportunities to inspire students at BVT.

"I am proud of my career and accomplishments in this field," said Piraino. "I know that it takes work and creativity, but you can do great things in science. I want my students to recognize that they can do amazing things and are aware of the many careers available to them in this field."

This first class quickly got to know each other and their new shop. They began by exploring biotechnology history and became acquainted with the lab safety policies. They also performed agarose gel electrophoresis, a standard lab procedure for separating DNA by size for visualization and purification, experimented with yeast fermentation and produced cheese curds.

"I am excited to be in this first Biotechnology class setting the blueprint in this program," said Kallie Allen. "We are fortunate to have Ms. Piraino as our instructor, challenging us in new and exciting ways."

A Curious Collaboration

Forensics is an exciting discipline in science, often capturing worldwide attention. Our students discover what it's like to be a crime scene investigator through hands-on projects that allow for

learning the science behind evidence analysis. They use fluorescent fingerprint powder and black lights to analyze fingerprints as they investigate staged crime scenes, identify hairs and fibers from different sources, and evaluate fake bloodstain patterns to reconstruct the events.

Collaborating with the State Police Crime Lab and the Upton Police Department reveals behind-the-scenes realities of working in the field. Detective John Bergstrom of the Upton Police Department spoke with our inquisitive Biotechnology students and demonstrated forensic fingerprinting techniques. The uniqueness of each print WOWED our students!

Celebrating Our Seniors on Their Journey to Commencement

Spring can be a bittersweet time for our seniors as they conclude their high school careers and prepare to graduate. For the Class of 2022, the journey to commencement was an ideal time to appreciate every last moment that we had together. See how we celebrated our seniors and their achievements:

Senior Class Day

This ceremony included Academic and Vocational Awards, Attendance Awards, Yearbook Dedication, Class Officer, and Commendation recognition for the Class of 2022.

Scholarships & Awards Ceremony

We were excited to recognize and celebrate the achievements of the Class of 2022 at their scholarships & awards ceremony. During this evening event held on May 24th in our Competition Center, we distributed 97 Community, Memorial, and Military awards. Take a peek at the achievements: www.valleytech.k12.ma.us/scholarshiprecipients2022.

Marking a Milestone

We celebrated our graduates and said farewell as they embarked on their next great adventure. The Class of 2022 Graduation Ceremony was held on our athletic field on the evening of May 26th. We welcomed extended family and friends to view the live stream at www.valleytech.k12.ma.us/classof2022.

What a Way to Make a Living!

We know every career path is unique. So we congratulated and celebrated our senior co-op and career placement students who are going directly into high-skill, high-wage employment after graduation. www.valleytech.k12.ma.us/careersigningday2022

"There are many paths to success, and while I am proud of all of our career-focused students, I am particularly proud of these students heading directly into the workforce. Using their high school vocational-technical training to launch their careers is the essence of our mission. They have a lot of confidence in their skills, and it takes guts and grit to go against the cultural grain of heading to college."

- Principal Anthony E. Steele

Career, College & Life Ready

College is a continuation of learning. Many of our students simultaneously pursue a post-secondary education while working in their vocations.

Class of 2022 - 297 Graduates:

Workforce/Apprenticeship Program: 20.20 percent (60 students)
4 Year College/Tech College: 70.37 percent (209 students)
2 Year College/Certificate Program: 6.73 percent (20 students)
Military: 0 percent (0)
Gap or Service Year: 2.69 percent (8 students)

Class of 2021 - 300 Graduates:

Workforce/Apprenticeship Program: 13.33 percent (40 students)
4 Year College/Tech College: 72.67 percent (218 students)
2 Year College/Certificate Program: 9.67 percent (29 students)
Military: 1.67 percent (5 students)
Gap or Service Year: 2.67 percent (8 students)

Class of 2020 - 298 Graduates:

Workforce/Apprenticeship Program: 17.45 percent (52 students)
4 Year College/Tech College: 67.45 percent (201 students)
2 Year College/ Certificate Program: 10.07 percent (30 students)
Military: 1.34 percent (4 students)
Gap or Service Year: 2.35 percent (7 students)
Unknown: 1.34 percent (4 students), due to the COVID-19 pandemic some 2020 data is missing.

Off to work they go, building credentials, pursuing industry licenses, certifications, and degrees.
ACE Temperature Control, Assumption University, Baylor University, Blasius Auto Group, Braza & Mancini Electrical, Cambridge Port Manufacturing, Chromatics, Clark University, Dean College, Elite Woodworking, Georgia Institute of Technology, J.M. Mazzone Electric, JJ Mechanical Services, Johnson & Wales University, Kadant Solutions, Keen State College, Loyola University, Massachusetts College of Art and Design, Milford Regional Medical Center, Milton CAT, Nicholson Plumbing, Rochester Institute of Technology, Salve Regina University, Santon Plumbing & Heating, United States Air Force Academy, Waters Corporation, and Worcester Polytechnic Institute.

FY22: An Amazing Year of Achievements

Our students continually demonstrate mastery of rigorous academic studies and industry-validated vocational-technical competencies during the pandemic.

Members of the Class of 2022 earned more than 330 scholarships and awards with a collective renewable value nearly exceeding **11 million**.

A total of 272 **juniors and sophomores** participated in the fall PSAT/NMSQT and early spring PSAT-10 test administrations. The tests designed by the College Board are an early indicator of potential student success on the SATs and in the Advanced Placement program.

We provided our students with a traditional testing experience in May 2022. All Advanced Placement students took their AP College Board Exams in person. These traditional and difficult exams are designed for students to earn college credit for an AP class. Spring 2022, **341 AP course exams** were given to 232 students in English Language & Composition, English Literature & Composition, U.S. History, Biology, Chemistry, Calculus AB, Calculus BC, Computer Science A, Computer Science Principles, Human Geography, Psychology, Physics 1, Physics C: Mechanics, and Spanish Language & Culture. Our English Literature & Composition students also participated in the College Board's pilot study by taking their exams online.

For the past **23 years**, the Massachusetts Comprehensive Assessment System (MCAS) exams have played an important role in the achievement level of students in the state. Spring 2019, the Department of Elementary and Secondary Education (DESE) instituted the Next-Gen MCAS, an updated, more rigorous, computer-based exam to determine a student's readiness for career and college. This system of tests also incorporates altered scoring tiers.

As schools throughout Massachusetts strived to keep students learning and on task while dealing with COVID-19-related issues, DESE reverted to in-person testing for sophomores as they participated in the Next-Gen MCAS in ELA and Mathematics. Some of our sophomores and advanced freshmen took the new Next-Gen Science tests in Biology and Physics.

Students are required to achieve a Competency Determination, a graduation requirement, on the Next-Gen MCAS test. In FY21, the Massachusetts Board of Education voted to waive some of those requirements. Nevertheless, our students, who have a history of exemplary achievement on the MCAS exams, remained vigilant in their participation. Spring 2021, despite obstacles presented by the ongoing pandemic, members of the BVT Class of 2023 performed well on the Next-Gen tests. Seventy-nine percent achieved Exceeding or Meeting Expectations on the English Language Arts portion, while 62 percent were in the Exceeding or Meeting Expectations category in Mathematics. Both were well above the state averages.

Looking Ahead...

Unfortunately, due to the ongoing pandemic, there had been a significant interruption in gathering valid assessment data on Massachusetts enrolled students. However, state officials are confident that because of the dedicated administrators and staff in MA school districts, students will continue to be near the top levels compared to other K-12 students nationally and internationally. BVT is proud to have an enviable history of high student growth and achievement that most certainly will be evident when the new data is available.

A Powerful Message, Artfully Delivered

It was an honor to welcome Bob Upgren, an internationally recognized motivational speaker and world-renowned chalk artist, to speak to our students at our school-wide assemblies. On January 25th, Upgren opened the presentation speaking our language, "BVT is a school that transforms education, and by design, transforms lives." He immediately had the students engaged and on their feet with a shiny silver quarter and a quick game of heads or tails to illustrate a point.

"I used to wonder if life was like a flip of the coin, a mere chance that some people make it and some people don't," said Upgren. "As you work with more people, you might compare yourself to others and find yourself thinking they are more than me or better than me. More athletic. More creative. More mathematical. Until I realized they were simply different than me. They were unique."

"What I love about a school like this is that it not only celebrates uniqueness, but it nurtures and ignites it," said Upgren. "You have a purpose. Every person here has a purpose. I know that it is not easy to figure out what that is. One of the great secrets to being successful is figuring out how to stand out, and that is through your uniqueness. You have a big decision to make as you figure out your purpose. Are you going to choose to embrace your uniqueness?"

Upgren shared his proven formula to living a life of significance with this three-step process. He said, "Learn a skill, master a skill, and deliver a skill."

Learn a Skill – You have to be humble to learn a skill. The value in that is it can never be taken away.

Master a Skill – Once you've learned a skill, don't stop. You are capable of exemplifying mastery, which only occurs over time through perseverance.

Deliver a Skill – When you deliver a skill you've learned in an amazing way, it has the potential to open doors to decades of work.

Upgren's skill is his art. His tool is chalk, and his canvas is a black sheet upon which he artfully delivers an inspirational message of perseverance.

The lights go down, a spotlight illuminates a black canvas, and the music is inspirational. Upgren picks up the chalk, dust starts to fly, and the canvas comes alive with color as he works to the song, "This Is Me," from The Greatest Showman soundtrack, "Look out 'cause here I come. And I'm marching on to the beat I drum. I'm not scared to be seen. I make no apologies, this is me."

At BVT, students have an opportunity to learn, master, and deliver a skill. They are encouraged to take that message with them and to ask themselves, what is my purpose? Remember, do not give up. It is going to be hard, but keep going. Believe in yourself and celebrate your uniqueness. Let your hands get dirty, and your dreams get bigger. Check out Upgren's art: www.valleytech.k12.ma.us/bobupgren.

Activities & Clubs

Our Students Shine at SkillsUSA

The annual SkillsUSA competition series is a showcase for vocational technical education where students test their competency by competing with each other in hands-on technical exams designed and judged by industry leaders and experts. In 2022, our students proved their technical skills are among the best in the country by earning 176 medals at the district, state, and national levels.

Massachusetts District V Conference 33 Gold, 37 Silver, 32 Bronze

Massachusetts State Leadership & Skills Conference 29 Gold, 27 Silver, 10 Bronze

National Leadership & Skills Conference

7 GOLD:

- Julia Drapeau: Health Occupations Professional Portfolio
- Adam Pratt & Bryan Wheeler: Robotics & Automation Technology
- Riley Holt & Robert Mellen: Mechatronics
- Daniel Cardone & Brett Staples: Web Design

1 BRONZE:

- Allana Atstupenas: CNC Turning Specialist

4th place:

- John Kearney & Chloe Vescio: Additive Manufacturing
- Sara Lewis: Principles of Technology
- Autumn Herrick: Telecommunications Cabling

5th place:

- Chloe Terrell, Kyle Penta, Andrew Konicki & Nicholas Valoras: Entrepreneurship

8th place:

- Natalie Lambert: Culinary Arts

10th place:

- Myra Dehestani: Prepared Speech

All contestants who medaled or met a threshold contest score were awarded a Skill Point Certificate.

NATIONAL VOTING DELEGATES

- Mia Bellacqua of Uxbridge
- Haley McKinnon of Blackstone
- Camila Ramirez of Hopedale
- Samantha Stephens of Mendon

STATE OFFICER

- Hunter Clafflin, National Officer Candidate Elect

BVT's Got Talent

Hidden talent is everywhere. But it's the courageous ones who share their unique gifts with the world. Some of those brave souls stepped up to the mic and competed for cash prizes and a chance to be crowned BVT's Got Talent winner on April 12th.

The first round of the competition was open to the public and featured comedians, beatboxers, singers, and dancers. With so much talent displayed, it was difficult for the judges to determine which contestants would advance to the final round.

Our final round of contestants:

- Mikaela Sadik & John Fumia
- Haley Bilodeau
- Emily Muniz
- Dante Hastings
- Ethan Herron, Jackson Lapointe, Luke Scholl & Mason Day

And the Winner was... Haley Bilodeau of Douglas, a freshman in our Biotechnology program. She was crowned the BVT's Got Talent winner for her mad skills on the electric violin. Way to go, Haley!

Day of Silence

Our Gender Sexuality Alliance (GSA) Club serves the LGBTQ+ community on campus and works to create a safe and inclusive environment that fosters a sense of community among students of all sexual orientations and gender identities. The club seeks to promote the understanding of the issues facing gay, lesbian, bisexual, transgender, and allied students.

Club members and other interested students took part in the Day of Silence on May 3rd. Silently and peacefully, they protested anti-lesbian, gay, bisexual, transgender, and queer or questioning (LGBTQ+) bullying, harassment, and name-calling. The vow of silence represents the silence faced by LGBTQ+ people and their allies each and every day. Rather than speaking, they handed out "speaking cards" explaining their reasons for remaining silent. By taking part, students teach one another about diversity, respect, and empower themselves by realizing they CAN make a difference in the world. To learn more, visit: www.dayofsilence.org.

Accolades & Awards – Celebrating Excellence

The accomplishments of our students and staff included numerous awards and recognitions in FY22.

John H. Chafee Heritage Award

During an awards presentation held at BVT on April 11, 2022, our sophomore Painting & Design Technology class and their instructor, Tom Lamont, were recognized as John H. Chafee Heritage Award recipients for restoring a sign on the Northbridge Town Common in collaboration with the Blackstone River Valley National Heritage Corridor. Chafee Awards recipients at this ceremony also included Congressman Jim McGovern and Ross Weaver from Sutton, MA, and Senator Jack Reed and John Marsland from Rhode Island, who received their awards at different ceremonies later in April.

Project Lead the Way Distinguished School

The nationally recognized nonprofit organization Project Lead the Way (PLTW) has named BVT a 2021-22 PLTW Distinguished School. It is the fifth consecutive year that we have earned this national recognition.

Chairman's Award

Our Robotics Team, Team 61, The Intimidators, competed against the top robotics teams across New England during the New England FIRST Robotics Competition (NEFRC) District event held at Worcester Polytechnic Institute in April. Team 61 came home with the District Chairman's Award. It is the most prestigious award at FIRST; it honors the team that best represents a model for other teams to emulate and embodies the mission of FIRST. It was created to keep the central focus of FIRST Robotics Competition on the goal of transforming the culture in ways that will inspire greater levels of respect and honor for science and technology and encourage more of today's youth to become science and technology leaders.

Practical Nursing Program Recognition

With the demand for skilled nurses particularly significant, our Practical Nursing (post-secondary) program was recently ranked #3 in the state by Nursing Schools Almanac. This organization annually ranks the best nursing schools in Massachusetts to help aspiring nurses with a resource for selecting their future nursing school.

MAVA/MVA Outstanding Vocational Student of the Year

Each year, this award is presented by the Massachusetts Association of Vocational Administrators (MAVA) and the Massachusetts Vocational Association (MVA) to one student from each vocational-technical high school in Massachusetts. The award recognizes students who have made significant contributions to their local school district and the statewide vocational education system. Recipients must have excellent attendance, a minimum of a 3.5 GPA, and vocational-related work experience. In addition, the students must demonstrate leadership qualities, technical competence, involvement in the community, and extracurricular activities. Noelle "Ellie" McDonald of Grafton, a well-rounded and dedicated senior in Construction Technology, earned the 2022 MAVA/MVA Outstanding Vocational Student of the Year award.

Community Investments

Our students participate in community projects each year, which provide a tangible return on investment for District residents and provide our students with invaluable hands-on, real-world experience. Whether it's reconstructing a playground, creating a sign for your business, or remodeling a public building or local landmark, we believe in giving back by using our vocational training and skills to enhance the communities that support our students. BVT's work on capital improvement projects throughout our 13-town District is a welcome source of financial relief for local budgets by utilizing in-house talent and resources. We're proud to provide additional savings to District residents by welcoming our stakeholders to enjoy discounted services in our student-run restaurant, salon, and design and print center.

A few examples of the FY22 community projects include:

Neighbors Helping Neighbors

When the Upton Cemetery Commission needed to repair and replace sections of a fence at the Maplewood Cemetery in Upton, which borders our school grounds, they reached out to us to discuss the repairs. It was the perfect opportunity for our students in Construction Technology and Painting & Design Technology to use their training and skills to help a neighbor.

The two shops collaborated as the Construction Technology students cut 160 pickets from stock cedar that were then primed and painted by our Painting & Design Technology students.

The next time you drive down Maple Avenue, be sure to slow down and check out Maplewood Cemetery's beautiful white picket fence. Once again, our students have left their mark on our community.

Preserving the Past

When a weathered map of the National Register that showcased the Historic District of Whitinsville required a facelift, a creative collaboration between the Blackstone River Valley National Heritage Corridor (BHC) and our Painting & Design Technology (P&D) program was born.

The hand-drawn map was created years ago by town historian Ken Warchol and displayed proudly on the Northbridge Town Common, highlighting local historic landmarks. Luckily, Mr. Warchol had the original artwork rolled up and tucked away for reference, but it required some attention.

So, under the watchful eye of Tom Lamont, our P&D instructor, his students worked to flatten, clean, and restore the original artwork that the BHC used to create a digital image. Then, the students were able to use that digital image and the technology in their shop to print a vinyl graphic of the map and produce the new signage. They also freshened up the existing frame with a fresh coat of paint.

Get a behind-the-scenes look at the map creation and installation process:
www.valleytech.k12.ma.us/preservingthepast.

Return on Investment

Our Budget Enhances Learner-Centered Education with Federal and State Funds

Our School Committee prepared the District's FY22 budget so that it complements local assessments and supports student-focused learning with various skill development opportunities for our students through established relationships with local businesses and industries while adhering to strict state requirements. With the assistance of gifts, grants, private funding, and a minor increase in state aid, the District kept the budget to a 3.10% increase. Also, to help offset the state-mandated escalation of our member town's minimum contributions (3.62% in FY22), the District applied \$225,000 of its state Department of Revenue certified E&D funds to reduce a portion of each town's appropriation request.

We continuously search for new ways to collaborate with our administration, faculty, and students to be efficient, embrace recycling initiatives, and decrease energy consumption while providing quality education. Additionally, we encourage lifelong learning with opportunities for professional development and promote the importance of a healthy lifestyle in our school community, which has enhanced our incredibly positive learning environment.

The FY22 operating budget of \$26,396,702 was funded primarily by \$9,499,922 in Chapter 70 & 71 State Aid and \$16,438,780 in Member Assessments. BVT is a fiscally responsible partner in seeing our District towns through fiscal management, austerity, and planning by presenting a single, consolidated annual request to operate within the dollars requested regardless of any unforeseen variables within anticipated revenue streams.

Quote for sidebar:

"Our Administration, through the leadership of Lt. Governor Polito and the STEM Advisory Council, has worked hard for the past several years to help kids across the state gain experience in STEM fields. Especially now, with the most technology jobs per capita in the country, the demand for highly-skilled people is a pressing issue and STEM Week is an important way to highlight the many opportunities that exist in science, technology, engineering and math."

- Governor Charlie Baker.

Budgeted Revenue Required to Support Operational Expenditures

Revenue Category	FY2020	% Increase	FY2021	% Increase	FY2022	% Increase
Member Town Assessments						
Minimum Contribution	\$11,910,802	4.82%	\$12,576,061	5.59%	\$13,031,695	3.62%
Non Net School Spending Items*	\$1,706,267		\$1,676,735		\$1,698,994	
Member Credits/Charges**	\$886,879		\$1,045,617		\$1,278,241	
Debt Service	\$458,250		\$446,550		\$429,850	
Total Member Assessments	\$14,962,198	4.20%	\$15,744,963	5.23%	\$16,438,780	4.41%

State Aid						
Chapter 70 – Regional Aid	\$8,152,073		\$8,211,324		\$8,228,565	
Transportation Reimbursement	\$1,103,644		\$1,204,663		\$1,271,357	
Total State Aid	\$9,255,717	2.43%	\$9,415,987	1.73%	\$9,499,922	0.89%

Other Revenue Sources						
Miscellaneous Income	\$199,000		\$217,000		\$233,000	
Unreserved Fund Balance	\$225,000		\$225,000		\$225,000	
Total Other Revenue	\$424,000		\$442,000	4.25%	\$458,000	3.62%

Grand Totals	\$24,641,915	3.55%	\$25,602,950	3.90%	\$26,397,702	3.10%
---------------------	---------------------	--------------	---------------------	--------------	---------------------	--------------

*Non NSS Items Include: Transportation (over state aid), Capital Equipment, and Retiree Medical.

**Credits or additional assessments are directly affected by increases in state aid, 9C cuts implemented through the Governor's Office, or other economic factors beyond the District's control, which impacts state aid and member assessments.

Complementing Community Support

Community support is complemented with non-taxpayer resources through the ongoing pursuit to secure public and private grants and donations to support programs and services and enhance learning opportunities for our students. In FY22, local assessments were complemented by nearly \$2 million in grants, private sector support, and efficiencies.

We're proud to enhance our academic, vocational, and community offerings with grants that strengthen our ability to serve our students and the greater community. With the support of a \$225,000 MA Skills Capital Grant, we are enhancing our highly-popular Heating, Ventilation, Air Conditioning & Refrigeration program and purchasing new shop equipment. Combined with labor and student project design, renovations are taking place without financially impacting our member communities. The Baker-Polito Administration has awarded BVT over \$2.69 million to our school through the MA Skills Capital Grant program.

The District received needed support in FY22 to help respond to Covid-related challenges and implementation plans for a safe return to in-person instruction. BVT received \$349,454 in Elementary and Secondary Education Emergency Relief (ESSER II&III) funds to increase access to educational materials and technology, as well as mental and physical health supports for students and staff.

The funding helped BVT address learning loss resulting from the pandemic and support overall student success in FY22 and for years to come. Through developing AP courses and conducting math acceleration academies, we are continuing to use our ESSER funding to expand course offerings utilizing evidence-based methods. We implemented a school-wide social-emotional learning curriculum, Character Strong, and are monitoring the mental health of students and staff while expanding the positive and supportive learning environment that we have created. All students and staff have access to technology, devices, resources, and support systems needed for their overall success.

Thanks to the funding of competitive grants, we share some examples of our students having fun in FY22 with learning opportunities that were made possible by:

- Toshiba America Foundation for 3D Printers that our Engineering students use to understand that engineering design process.
- Blackstone Valley Education Foundation for Precision Balances & pH Meters that our Biotechnology students can use in their lab.
- Member Town Cultural Councils for supporting our Multicultural event and Art Heals: Shine Your Light Chalk Festival.

Quote for sidebar:

"Massachusetts, like the rest of the country, will face workforce challenges in the next few years, but we are poised to handle them better because of programs like the Skills Capital Grants. The grants enable schools, colleges, and other educational institutions to revamp how students learn and gain crucial experience that serves them and employers well."

- Lt. Governor Karyn Polito

Grants

Grant		Amount
Competitive Grants		
MassHire (Student Mentoring Program)		\$51,300
Project Lead the Way BioMedical (Year 2)		\$29,468
Toshiba America Foundation (Engineering 3D Printers)		\$5,006
NESDEC (Admin Team Leadership Retreat)		\$5,000
Member Town Cultural Councils (Multicultural Festival)		\$3,103
BVEF (Biotechnology Labs - Precision Balances & pH Meters)		\$3,000
LRIG-NE (Information Technology - Drones)		\$2,000
Member Town Cultural Councils (Chalk Art Festival)		\$2,000
Project Bread (School Meal Support Grant)		\$1,500
Competitive Grants Subtotal		\$102,377
State Entitlement Grants		
Elementary & Secondary School Emergency Relief 3 (ESSER III)		\$234,924
MA Skills Capital Grant (HVAC Shop)		\$225,000
Elementary & Secondary School Emergency Relief 2 (ESSER II)		\$114,530
Higher Ed Emergency Relief (HEERF III) (PN)		\$81,585
Special Education COVID Related (ARP IDEA)		\$64,735
FCC Emergency Connectivity Fund (Laptops)		\$33,200
MA COVID Recovery Needs Special Support Earmark III (Utility Vehicle)		\$25,000
Career Voc Tech Equitable Access (EL Recruitment)		\$21,200
MA COVID Summer Program Reimbursement (Transition Camp)		\$18,125
Grade 10 Math Acceleration Academy, Summer 2021 & April 2022 (ESSER I & II)		\$29,750
MA Financial Literacy Plan & Implement (Curriculum Development)		\$1,920
USDA School EBT Admin Reimbursement		\$614
State Entitlement Grants Subtotal		\$850,583
Federal Entitlement Grants		
Special Education 94-142 (IDEA)		\$326,406
Perkins		\$177,303
Title I		\$35,464
Title IIA		\$15,805
Title IV		\$10,000
Perkins Post-Secondary (PN Program)		\$2,842
Federal Entitlement Grants Subtotal		\$567,820
FY22 Grand Total		\$1,520,780

Note: The District also secured substantial donations in the form of cash, tools, raw materials, and technology. Also, at the time of the printing of this report, additional grant awards were under consideration.

Our School Committee

Our School Committee is comprised of 13 dedicated individuals, elected district-wide, with representation from each of our member towns. With many years of experience in fields ranging from business and industry to law and education, they provide invaluable expertise in overseeing operations and setting District policy.

Chair: Joseph M. Hall, Bellingham

Vice Chair: Gerald M. Finn, Millville

Assistant Treasurer: Chester P. Hanratty, Jr., Millbury

Secretary: Anthony M. Yitts, Grafton

Joseph A. Broderick, Blackstone

Mark J. Potter, Douglas

Mitchell A. Intinarelli, Hopedale

Edward D. Cray, III, Mendon

Paul J. Braza, Milford

Jeff T. Koopman, Northbridge

Julie H. Mitchell, Sutton

David R. Bartlett, Upton

James H. Ebbeling, Uxbridge

Superintendent-Director: Dr. Michael F. Fitzpatrick

Assistant Superintendent – Director/Principal: Anthony E. Steele, II

Business Manager: Lorna M. Mangano

District Treasurer: Christopher C. Pilla

Thank You for Your Support

The success of our mission wouldn't be possible without the ongoing support of the residents and business partners of our District. Blackstone Valley Regional Vocational Technical High School, based in Upton, Massachusetts, proudly serves the towns of Bellingham, Blackstone, Douglas, Grafton, Hopedale, Mendon, Milford, Millbury, Millville, Northbridge, Sutton, Upton, and Uxbridge.

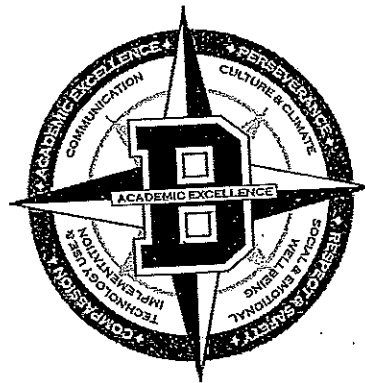
Thanks to support from District towns, advisory committees, business partners, and local stakeholders, Blackstone Valley Tech offers expert training in the following vocational programs:

- Advanced Manufacturing & Fabrication
- Automotive Collision Repair & Refinishing
- Automotive Technology
- Biotechnology
- Construction Technology
- Cosmetology
- Culinary Arts
- Dental Assisting
- Drafting & Design Technology (2-year program for Juniors and Seniors only)
- Electrical
- Electronics & Engineering Technology
- Engineering & Robotics
- Health Services
- Heating, Ventilation, Air Conditioning & Refrigeration
- Information Technology
- Multimedia Communications
- Painting & Design Technology
- Plumbing

We also offer Moonlight Programs for adult learners:

- Advanced Manufacturing Foundational Skills
- Practical Nursing (Post-Secondary)

THE ANNUAL REPORT
FOR THE YEAR ENDING
DECEMBER 31, 2022
OF THE
SCHOOL COMMITTEE,
SUPERINTENDENT OF SCHOOLS
AND
ADMINISTRATIVE STAFF



TOWN OF BELLINGHAM
BELLINGHAM, MASSACHUSETTS

Visit our website: www.bellinghamk12.org

REPORT OF THE SCHOOL COMMITTEE	3
REPORT OF THE SUPERINTENDENT	4
ENROLLMENT	5
SCHOOL-SPECIFIC REPORTS	6
Bellingham High School	6
Bellingham Memorial School	19
Joseph F. DiPietro Elementary School	26
Stall Brook Elementary School	29
CURRICULUM, INSTRUCTION, AND ASSESSMENT	33
PROFESSIONAL DEVELOPMENT AND TRAINING	35
DEPARTMENT OF STUDENT SERVICES	36
ENGLISH LEARNER DEPARTMENT	38
FEDERAL AND STATE PROJECT GRANTS	40

REPORT OF THE SCHOOL COMMITTEE

The School Committee met bi-monthly throughout the year and dealt with two primary areas of responsibility: policy and budget issues.

During the months of December, January and February, FY23 budget presentations were made to the School Committee by the following departments and schools: District Office, Curriculum, Technology, Maintenance, Special Education, Food Service, Elementary Schools, Intermediate School, High School and the Keough Memorial Academy.

The School Committee presented the FY23 budget at a public meeting to the Finance Committee in March. In April, a Public Hearing was held for the FY23 Budget Proposal presented at the Municipal Building. In May the School Budget for FY23 was approved at the Annual Town Meeting.

Following the town election, the School Board held a reorganizational meeting. Michael Reed was elected Chairman, Jennifer Altomonte was elected Vice-Chairman, and Mark Flannery was elected to the Treasurer position. Lori Colombo and Erik Ormberg are also members.

In September, the established bus transportation fees continued for the 22-23 school year for all students wishing to participate in bus transportation who live less than two miles from their assigned school, and for all students in grades eight to twelve who wish to participate in bus transportation. A \$300.00 fee per student with an early registration discount of \$100 was agreed upon as an annual bus transportation fee, with a family cap of two registered students per family.

The School Committee and the Administrative Team, made up of School Principals and Directors, will thoroughly evaluate all options and recommendations to assist the Committee in moving forward in the most educationally sound and fiscally responsible manner.

The School Committee continues to support the district's Strategic Plan and Vision: *The Bellingham Public Schools, in collaboration with students, their families, and the community, will provide a safe learning environment, where the unique strengths of every learner are enhanced and celebrated. We will work together to build a shared sense of pride in the Bellingham Public Schools by amplifying academic excellence, increasing communication, cultivating a positive climate, improving social and emotional well-being, and enhancing technology use and implementation.* The School Committee continues to work actively to support the goals and mission statements of the district and help provide the best possible educational opportunities for the students of Bellingham. We wish to recognize the efforts of our Superintendent, Administration, Faculty and Staff, to ensure the success of our students in partnership with parents who are actively involved with their children's education.

Sincerely,

Michael Reed, Chairman
Jennifer Altomonte, Vice Chairman
Mark Flannery, Treasurer
Lori Colombo
Erik Ormberg

REPORT OF THE SUPERINTENDENT

Improving student performance and achievement and maintaining a focus on best instructional practices and creating and sustaining an environment of continuous improvement are the cornerstones of our vision for Bellingham Public Schools. Through a strategy of involvement which includes community leaders, parents, students, teachers and administrators, we will continue to work collaboratively to promote a school environment where all stakeholders feel safe and valued.

Our core mission is to foster an environment in which students and staff have opportunities to reach their full potential. Open and frequent communication among parents, students and staff is a key to achieving this goal. The Bellingham School District is committed to providing a challenging and academically motivating education where all students, staff and families accept responsibility for education within their schools.

The Bellingham Public School District's current enrollment is 1,930 students and an organizational staff of 400 employees. The district currently includes an early childhood program, two elementary schools (grades k-3), DiPietro and Stall Brook, the Bellingham Memorial School (grades 4-7), Bellingham High School (grades 8-12), and Keough Memorial Academy (grades 7-12) for students with special needs. Instructional programs offer a broad spectrum of course offerings to students of all levels and abilities, special education providing services for varying needs and advanced placement and honors programs for enrichment for postsecondary and career preparation. Technology is available to students at all levels, fully supported to enhance learning and instruction. Our district has always taken pride in the fact that we prioritize meeting the needs of all students regardless of diverse backgrounds, interests, abilities and/or special needs.

We will continue, as a district, to encourage and support community involvement in our efforts to enhance learning and instruction at all levels. We are continuing the process of building a curriculum database which is designed to communicate and standardize the expectations and components of the district's teaching and learning system. The re-establishment of the Bellingham Educational Foundation, a partnership between school personnel and community members, has been a huge success. This organization has created a new level of collaboration between schools and the community.

The School Committee and the Administrative Team will continue to support the District Improvement Plan and Strategic Plan. Our goal is to always reach for our vision: *The Bellingham Public Schools, in collaboration with students, their families, and the community, will provide a safe learning environment, where the unique strengths of every learner are enhanced and celebrated. We will work together to build a shared sense of pride in the Bellingham Public Schools by amplifying academic excellence, increasing communication, cultivating a positive climate, improving social and emotional well-being, and enhancing technology use and implementation.*

I look forward to the future of the Bellingham School District; I believe that together we can achieve the goal of creating a collaborative environment that incorporates quality curriculum, sound instruction and data to provide constructive feedback to support each student's academic, social, and emotional needs so all students can reach their full potential.

Peter D. Marano, Ed.D.
Superintendent of Schools

ENROLLMENT

As of December 1, 2022, 1,930 students were enrolled in kindergarten through grade 12 in our schools. This figure represents an increase in enrollment of 21 students from December 1, 2021.

ENROLLMENT AS OF DECEMBER 1, 2022						
GRADE	STALL BROOK	DIPIETRO	MEMORIAL	HIGH	KEOUGH	TOTAL BY GRADE
KINDERGARTEN	66	78				144
1	62	75				137
2	57	71				128
3	68	83				151
4			148			148
5			144			144
6			157			157
7			145		1	146
8				156	5	161
9				162	9	171
10				148	4	152
11				151	4	155
12				129	7	136
TOTAL BY SCHOOL	253	307	594	746	30	1930

Enrollment for Grades K-12, October 1st Figures (first full month of school) for the past five years)

2017 - 2018	2018 - 2019	2019 - 2020	2020-2021	2021-2022
2134	2034	1935	1912	1909

SCHOOL-SPECIFIC REPORTS

Bellingham High School

Principal's Report: Year ending December 31, 2022

Megan M. Lafayette, Principal

CORE VALUES

Academic Focus

Accountability

Compassion

Perseverance

Respect

At Bellingham High School, the year 2022 students continued back to Bellingham High School with fully in person learning. The students attended six periods of class per day, and all athletics and extracurriculars were back up and running. This was the first year, since the pandemic shutdown, that the school was able to offer all extra curricular activities as we had before 2020. With all students back, our focus was on monitoring student learning loss and working to support students as they transitioned back to face the challenges of their school work. Specifically, the teachers used diagnostic/benchmark assessments to identify student learning needs, plan for instructional needs, and monitor student progress towards standards mastery to ensure that all students make academic gains.

THEORY OF PRACTICE

If we structure a collaborative environment that incorporates quality curriculum, sound instructional practices and data to provide constructive, targeted feedback, and support to foster each student's academic, social, and emotional needs, then we will have a student-centered teaching and learning community in which all students can achieve their academic and social potential.

FOREWORD FROM OUR SCHOOL IMPROVEMENT PLAN

The purpose of the plan is to set the instructional and organizational agendas for school improvement over the academic/fiscal year. Consequently, some of the overarching objectives of this plan remain the same as the previous plan, while the action items represent new areas for student and institutional growth and learning.

Our SIP consists of two goals that are directly aligned to the Bellingham Public Schools District Strategic Plan. The BHS improvement goals outlined herein are broad in nature. However, the action items presented each year to the school committee represent specific tasks to which the entire school community is committed to working.

GOAL #1:

Bellingham High School will support our students by ensuring our policies and practices reinforce a positive school culture and climate and actively affirm our students and their diverse identities.

GOAL #2:

Bellingham High School will develop and implement a plan to improve critical thinking for all students as demonstrated in student writing.

ACHIEVEMENTS:

- This year BHS inducted 60 new members to our National Honor Society (NHS). These students were seniors and juniors who each exemplified Scholarship, Service, Leadership, and Character - the pillars of this esteemed society.
- National Junior Honor Society (NJHS) has a membership of 39 eighth and ninth-grade students. In addition to the NHS pillars, they also include Citizenship.
- Bellingham High School was awarded the designation as an Innovation Pathways School. Innovation Pathways Schools must commit to providing high school students with opportunities to learn and gain experience in a particular industry through career exploration, technical courses and internships. Bellingham High School has designed two pathways: Manufacturing and Health Care / Social Assistance.
- In the 2022-2023 school year, Mrs. Karen Ares joined BHS as the Internship Coordinator. She has created internship opportunities for students at the YMCA, Salmon Health, Cable 8, and other area businesses

STAFF

Bellingham High School, located in Bellingham, Massachusetts, has an enrollment of 748 students in grades 8-12 serviced by fifty-eight teachers and nine instructional learning assistants, and twelve ABA staff. In addition, the students are supported by three school counselors, one special education team chair, one school psychologist, three school adjustment counselors, and one mental health clinician. The administration consists of one principal, two assistant principals, one interim director of school counseling, and one athletic director. A support staff of secretaries, instructional technology personnel, custodians, and food service workers all contribute to the effective operation of the school.

STUDENTS

Bellingham High School is a community of 748 learners. Based on the 2021 DESE school profile data, the ethnic makeup of our school is 85.5% White, 2.3% African American, 4% Asian, 0.0%-Native American, 0%-Native Hawaiian/Pacific Islander, 5.6%-Hispanic or Latino, 2.3% Multi-Race Non-Hispanic.

The current inclusion model has 18.7% of the members of the student body classified as students with disabilities. 1.4% of students are English Language Learners. 21.6% of Bellingham High School students were identified as economically disadvantaged, while 39% of our population were identified as high needs.

PERFORMANCE

The Department of Secondary and Elementary Education has changed the scoring for English Language Arts and Mathematics testing. The new scoring categories include: Not Meeting Expectations, Partially Meeting Expectations, Meeting Expectations, and Exceeding Expectations. The Science scoring guidelines have remained the same. Below are the results for Bellingham High School grade 10 students.

- 96% in English Language Arts (exceeding, meeting, or partially meeting expectations)
- 91% in Mathematics (exceeding, meeting, or partially meeting expectations)

Student Growth Percentile

Each student who participated in the MCAS English Language Arts (ELA) or Mathematics tests in grades 4-8 or 10 and who also took the last MCAS test in that subject receives a Student Growth Percentile (SGP) score. The SGP compares a student's MCAS score with the scores of all students in the state at that grade level who received similar MCAS scores in prior years. SGPs range from

1 to 99; higher numbers represent higher growth and lower numbers represent lower growth. An SGP of 75, for example, means the student's progress is higher than 75 percent and lower than 25 percent of the students in the state with similar prior test scores. This method works independently of MCAS achievement levels. Therefore, all students, regardless of the scores they earned on past MCAS tests, have an equal chance to demonstrate growth at any of the 99 percentiles.

- 51.4 in English Language Arts
- 42.0 in Mathematics

PARENT INVOLVEMENT & COMMUNITY PARTNERSHIPS

- Meet the Teachers Night & Parent Conferences
- Music: Bellingham Friends of Music, MA Instrumental and Choral Conductors Association
- Numerous parent athletic booster organizations
- Bellingham Educational Foundation
- Operation Graduation
- College Night for Juniors
- College Night for Seniors
- MEFA Financial Aid Night
- Coffee with the Counselors

OVERVIEW OF CURRICULA

Bellingham High School offers a comprehensive program of studies focused on quality college preparatory programs in English, Science, Social Studies, Mathematics, and World Language. Additionally, a broad range of courses in Music, Art, Technology, and Wellness extend and enrich our core academic offerings. Each course is assigned an academic level that indicates the degree of difficulty. Presently, there are ten Advanced Placement courses offered to students in Physics, Environmental Science, Calculus, Statistics, English Language and Composition, English Literature and Composition, Biology, Chemistry, U.S. History, European History. Spanish I, French I, and Algebra I may be taken in grade eight to advance to the next level in grade nine. Other curriculum offerings include independent study classes, and high school enrichment classes at Dean College as well as dual enrollment programs. Over seventy-five percent of the students participate in our co-curricular programs that include athletics, student council and class officers, art, music, and related programs.

ACADEMIC COORDINATORS

Bellingham High School's academic departments are organized into four departments, the Humanities department, coordinated by Mr. Kevin McNamara and Mrs. Caroline Dillon, The Math, Business, and Technology Department, coordinated by Mrs. Linda Cartier, the Science and Wellness Department coordinated by Mrs. Jessica Lorenz, and the K-12 Fine Arts Department, coordinated by Ms. Marie Forte.

ENGLISH DEPARTMENT

Staffing:

The English Department is supervised by Mr. Kevin McNamara and Mrs. Caroline Dillon, the Humanities Coordinators, and includes eight teachers: Mrs. Karen Bergeron, Mrs. Kris Colella, Mr. Jason Deeks, Mrs. Caroline Dillon, Ms. Diana Sandini, Mrs. Kate Sjogren, Mr. Chris Vitullo, and Mr. Peter Woodward. Standard sections of English are supported by Special Education Co-Teachers Mrs. Kristen Bedard, Mrs. Lisa Cotton, and Mrs. Emily Meade.

Highlights:

- All 11th grade students took the PSATs in October.

- All 12th grade students participated in college/personal essay writing lessons.
- The department analyzed data from the MCAS Exam.
- Every student is taking benchmark exams 3 times a year in their English class.
- The Department Participated in Project-Based Learning Training and implemented projects into their lessons this year.
- Mr. Peter Woodward is serving on the district Equity Committee.
- Mrs. Kris Colella is serving on the school based Equity Committee.
- Teachers in the English department continued to increase their proficiency by taking graduate-level courses in Anti-Racist Classroom, Creative Writing/Journaling, and Instructional Strategies.
- Grade 8 Teachers are implementing new curriculum, StudySync.

SOCIAL STUDIES DEPARTMENT

Staffing:

The social studies department is led by Mr. Kevin McNamara and Mrs. Caroline Dillon, the Humanities Coordinators, and includes eight teachers. Department members include Mr. Edward Rigney, Mr. William Jewers, Mr. Brian Dedentro, Ms. Emma Wells, Ms. Mary Federlein, Mr. Thomas Lemire, and Mr. Jordan Dembishack.

Highlights

- The department continues to enhance classroom offerings with the ongoing development and improvement of the elective offerings. The alternate year offering of some electives has produced the desired effect of creating classrooms with more robust numbers while offering more options to students over the course of their four years at BHS.
- All teachers have participated in Project-Based Learning Training and have continued implementing projects into their lessons this year.
- The Department is in its second year of three years of curriculum realignment to accommodate the State Curriculum framework.
- The department has been working to unpack the new social studies frameworks and adjust its course offerings to the new state standards.
- Teachers in the Social Studies department continued to increase their proficiency by taking graduate-level courses in Colonial Africa, Atomic Bomb, Second World War, Teaching Military History to High School Students, The Dying Citizen, Instructional Strategies.

WORLD LANGUAGE DEPARTMENT

Staffing:

The World Language department is led by Mr. Kevin McNamara and Mrs. Caroline Dillon, the Humanities Coordinators, and includes five teachers: Mrs. Lynne Gomes, Ms. Katelyn Burchill, Mrs. Megan Larkin, Mrs. Susan Peterson, and Mrs. Christine Sivyllis.

Highlights

- As in previous and future years, our department has and continues to be very busy with exciting and interesting, intellectually stimulating, and culturally-based activities inside and outside of our classrooms.
- Every language student is taking benchmark exams 3 times a year
- Mrs. Lynne Gomes is serving on the state-wide World Language Leadership Committee

- Members participated in Professional Development workshops held by ACTFL and the Ministry of Education in Spain
- Our department members continue to advance their own professional development and higher education. We constantly continue to grow in our disciplines and teaching skills.

MATH, BUSINESS, AND TECHNOLOGY DEPARTMENT

Staffing:

The Math, Business, and Technology Department is led by coordinator, Mrs. Linda Cartier, and includes eight teachers: Ms. Dawn Bourginoun, Ms. Kelli-ann Marderosian, Ms. Rachel McGrath, Mr. Paul Speakman, Mr. George Haddad, Mr. Nicholas Starr, Mrs. Miriam Saad, and Ms. Donna Kozak. Co-teachers, Meghan Ziny and Michael Flynn, as well as Instructional Learning Assistants Darlene Heinricher, Manjula Mallick, and Shu-wen Tu have been instrumental in supporting our students in their math classes.

Highlights:

- All juniors took the PSAT test, as they did last year.
- The mathematics department continued to offer AP Calculus and AP Statistics courses with significant enrollment in both courses.
- Mr. Haddad continues as the advisor for the robotics club. He has organized and entered a team of students to compete with other schools in various robotic competitions. Mr. Haddad also continues his teaching of a computer science class with iJAVA as its programming language.
- All Mathematics curriculum from K-12 is being assessed for alignment and content gaps between grades and courses.
- The Math Department has implemented new curriculum materials in all grades and classes 8-12. Math teachers are working closely with a math coach to support the new curriculum materials.
- Students are taking benchmark exams 3 times a year in their Math class

BUSINESS AND TECHNOLOGY

Staffing: The Math, Business, and Technology Department is led by the coordinator, Mrs. Linda Cartier, and includes two teachers: Mrs. Linda Cartier, Mr. Patrick McGovern.

Highlights:

- The enrolments continue to grow in the Marketing and Business Management courses.
- The business department has added an accounting class in 2022 due to the interest in Business courses
- The technology department is teaching 3D Printing using Tinkercad, 123 Design, SculptGL, Sculptfab, and SketchUP. Students are using VRTY, a virtual reality and 360 software platform.

SCIENCE DEPARTMENT

Staffing:

The science department is led by Mrs. Jessica Lorenz, the Science and Wellness Coordinator and teacher. The Science department includes ten content teachers. Our current department includes Mr. Jonathan O'Neil, Dr. Tim Smith, Mrs. Pam Perry, Mrs. Jessica Lorenz, Mr. Jared Procopio, Mr. Gregg Surdi, Dr. Heather Wiatrowski, Ms. Yana Zubarev, Mr. Brian Irr, and Dr. Joyce Davison, and Ms. Amber McGrath.

Highlights:

- BHS science department is continuing to expand our Project Lead the Way (PLTW) Pathways.
 - The Biomedical Pathway has added the Human Body Systems course which is course two for the pathway. We are preparing for the addition of the Medical Intervention course starting in the academic year 2022-2023.
 - The Engineering Pathway now offers three total courses with the newest being Computer Integrated Manufacturing (CIM).
- Ms. Lorenz worked on the team that completed the grant applications associated with the Innovation Pathways and various funding opportunities.
- Mrs. Lorenz and Mr. Brian Irr attended the national PLTW conference this fall and presented in best practices in PLTW teaching and learning.

Course Offerings

The Science and Wellness Department offers the opportunity to take a variety of elective courses above the core science courses, as well as a selection of Advanced Placement courses. Advanced Placement courses offer a more rigorous curriculum and the opportunity to earn college credit for qualifying scores on the AP Science Exams. Currently, we offer AP Biology, AP Physics, AP Chemistry, and AP Environmental Science.

Lab Safety

The Science and Technology Department continues to maintain a safe laboratory environment. To that end, we continue to employ the following protocols and maintain close communication with the Safety Resource Officer and Bellingham Fire Department to be proactive rather than reactive:

- The chemical stockroom has been completely organized and relabeled to follow Flinn Chemical Storage Organization Plan and OSHA standards.
- All classrooms have a class set of OSHA-certified goggles to wear during experiments in the laboratory.
- Lab rooms fitted with proper extinguishers, fire blankets, functioning fume hoods, eyewashes, and deluge showers, and a plan for maintenance in conjunction with the head custodian.
- Science Classroom Safety Checklists: all classrooms have a complete set of goggles and aprons
- Lab Notification Forms, Lab Incident Forms, and Flinn student safety rules and exam
- Right To Know Centers - Material Safety Data Sheet (MSDS) Binders updated and located in Science/Tech Office, Principal's Office, BFD, and Nurse's Office.

WELLNESS DEPARTMENT

Staffing:

The Wellness department is led by Mrs. Jessica Lorenz and includes three full-time teachers Mrs. Debra Sacco, Mr. Carlos Costa, and Mr. Robert Evans.

Highlights

- The Wellness department increased the Grade 8 Wellness course to a full semester which includes a term of Health curriculum.

- Mr. Carlos Costa is our dedicated Health teacher providing our students with a curriculum regarding the health of both the human mind and body.
- Wellness teachers are continuing to create a new curriculum to allow students to feel invested in their everyday health and physical activity.
- BHS Health classes have been working on "The Man in the Mirror" Projects which promote community outreach and kindness through the creation of an array of projects such as fundraisers for students in need or clothing drives for the homeless.

FINE ARTS DEPARTMENT

Staffing:

The fine arts department is led by Fine Arts Coordinator and teacher, Marie Forte.

The department includes: Kaitlyn Braman, Music Teacher; Robin DuVarney, Art Teacher; and Tim Etter, Art Teacher, and Cynthia Benson, Art Teacher.

Highlights:

Music

- Continued a successful summer music program for students in grades 5 - 8.
- Color Guard and Marching had a great Fall 2022 season
- All ensemble courses - band and chorus resumed at BHS with good enrollment and participation. BHS Winter Concert was held in December and recorded by ABMI Cable 8.
- Students were selected to the Central District Senior Music Festival in November 2022 and students received All State recommendations.

Course Offerings:

Visual Arts

This year, the BHS Art program has continued to rise in student enrollment as student interest in advanced art classes grows.

- The art teachers at BHS continue to create an environment in which students are able to comfortably express themselves and develop creative thinking. By adding more projects to the art curriculum and more activities focused on student discovery, Mrs. Benson, Mr. Etter and Ms. DuVarney are advancing our art program and overall cultural appreciation at BHS.
- All members of the department continue to use google classroom in everyday classroom instruction and learned new engagement strategies for remote learning
- Mrs. Benson, Mr. Etter and Mrs. DuVarney have created a revolving art exhibit in the BHS Media Center (Library) to display student work throughout the year.

LIBRARY DEPARTMENT

Staffing:

Sarah Doyle

Library Media Specialist

Advisor for the Class of 2025 & Graduation Coordinator

Highlights:

- New books, DVD's and audiobooks continue to be added in an ongoing effort to provide current and relevant resources through the library collection. New materials offer students high-interest fiction and nonfiction texts to promote literacy. A subscription to Junior Library Guild ensures that new fiction and nonfiction texts of various genres and interests are received and available to students on a monthly basis, in addition to the purchase of additional materials through Follett and other vendor services as needed.
- The BHS Library website continues to be updated and accessible through the BHS homepage on the district website via Weebly. The website contains the online library catalog through Follett Destiny, as well as links to the Bellingham Public Library and Boston Public Library online catalogs. There are also student-centered research resources, including links to subscription databases, which are made available through the BHS library budget.
- Current database subscriptions include Gale, which is provided free to the BHS Library through the Library Media Specialist's membership to the Massachusetts School Library Association. Additional database subscriptions include EBSCO, and ABC-Clío, which is used primarily to support the Social Studies curriculum, and also two databases provided through the Infobase subscription service, which includes Issues & Controversies and Ferguson's Career Guidance Center.

SCHOOL COUNSELING DEPARTMENT

Staffing: The School Counseling staff includes the Director of School Counseling, Ms. Sarah Taglienti, three full-time counselors Mr. William Starz, Ms. Michelle Nolan, and Ms. Emily Cotter, two school adjustment counselors (Mrs. Jamie Stacy and Mrs. Johnna Gorman, Bridges clinician Ms. Mimi Auger, Bridges ABA Technician, Margaret Fitzgerald, and our secretary Mrs. Diane Dearborn.

Highlights

- The School Counseling Department coordinated the scheduling process for all high school students. Counselors met with all students in Grades 9-12 in February 2022 to go over the course selection process and review graduation requirements. In February and March 2022, counselors met individually with students and reviewed course selections to ensure that students choose appropriate courses and had enough credits.
- The School Counseling Department coordinated the Awards and Scholarship Night in June 2022. Many scholarships were granted by colleges and universities. In addition to the school-based scholarships, awards were presented in many categories and included medals, pins, trophies, books, plaques, and certificates of merit. Seventy-five local scholarships were available to the graduates of the Class of 2022. These scholarships, sponsored by local businesses, civic groups, and organizations, offered more than \$60,000.00 in scholarship awards. Scholarship recipients are recognized during the awards night, many of which are announced for the first time on this occasion. Most local scholarship applications are distributed and collected directly through the School Counseling Office. Many community, regional, and national scholarships are also available. They are advertised in Naviance and senior newsletters.
- In addition to scholarships available to all graduates, the School Counseling Department coordinated the following special scholarship/award programs:
 - DAR Citizenship Award Scholarship Program (grade 12)
 - MASS Star Leadership Award
 - Presidential Academic Fitness Award Program (grade 12)
 - AFL/CIO Scholarship Competition (grade 12)

- Principal's Leadership Award (grade 12)
- Commonwealth Award for Exemplary Community Service (grade 12)
- Comcast Leadership Award (grade 12)
- Milford Chamber of Commerce Honor Scholarships (grade 12)
- Noorjarian Award for Volunteer Service (grade 12)
- Throughout 2022, our school adjustment counselors met individually with students regarding social-emotional issues and ran various groups. We have seen a considerable increase in the number of students experiencing psychological issues and needing counseling and support. The school adjustment counselor meets individually with students, consults with parents, teachers, and counselors, and also refers students to outside counseling when needed. The school adjustment counselor collaborates with other school counselors to provide psycho-educational programming and small group interventions.
- The School Counseling Department continues to use Naviance, a web-based tool that helps students with college and career planning.

ATHLETIC DEPARTMENT

Staffing:

The Athletic Department continues this year with Jen Dowd (2018), Athletic Trainer, and Michael Connor (2016), the Athletic Director.

The program consists of 16 sports and 56 teams (46 High School & 10 Middle School). The sports and tenure of each Varsity Coach are noted accordingly. Of note is that 8 of the 16 Varsity Sports have coaches who are in their fifth (5th) year or longer with the team which is a decline of 3 from the previous year. The Program is experiencing a turnover of long-term coaches..

Fall: Cheer - Tracy Elliott (1st year 2017), Cross Country - Symonne Scott (2020), Field Hockey - Jen Ryan (2019), Football - Dan Haddad (2015), Golf - Tom Forbes (2021), Soccer Boys - Kate Howarth (2022), Soccer Girls - Jon O'Neill (2021), Unified Basketball - Kerry Farrell (2019), Volleyball Girls - Steve Mantegani (2017).

Winter: Basketball Boys - TJ Chiappone (2011), Basketball Girls - Bob Pingeton (2022), Cheer - Tracy Elliott (2017), Ice Hockey - Brad Kwatcher (2021), Indoor Track - Sam Cowell (2022), Wrestling - Tom Forbes (2002)

Spring: Baseball - Andy Nolan (2021), Lacrosse Boys - Steve Linehan (2017), Lacrosse Girls - Whitney McKay (2017); Track & Field Boys & Girls - Symonne Scott (2020), Softball - Dennis Baker (1995), Volleyball Boys - Steve Mantegani (2019).

Highlights:

- 75+% of NHS Members were student-athletes
- The MIAA implemented in Fall 2021 a new "Power Ranking System" to determine post-season eligibility and under this format 7 sports were tournament eligible; Baseball, B. Basketball, Football, B Soccer, B/G Volleyball, and Wrestling
- Cheer team was State Champions and placed 4th at a National Competition held in Florida.
- Running coach Symonne Scott departed Nov 2022 having served 2+ years as running program head coach. During her tenure, 20 school records were broken.
- Co-ops in place include Hockey (BMR & Millis), wrestling (BVT & Medway) along with grandfathered co-ops in B/G lacrosse (Millis).

NATIONAL HONOR SOCIETY & NATIONAL JUNIOR HONOR SOCIETY

Staffing:

Ms. Mary Federlien is the advisor, who meets with 6 officers on a weekly basis. The entire NHS group meets monthly to discuss new community service opportunities and organize upcoming events. The National Honor Society is dedicated to the principles of scholarship, leadership, character, and community service.

Ms. Shannon Jones is the adviser who meets with officers and members on a regular basis. In addition to the four tenets of NHS, NJHS also includes Citizenship.

Highlights:

- NJHS and NHS collected backpack items to hand out to homeless individuals in Washington DC and to donate to the local food pantry.
- NHS students worked as peer tutors for students

SPECIAL EDUCATION DEPARTMENT

Staffing and Responsibilities

The special education team chair is Mrs. Caroline Kazakis. Her current responsibilities include:

- Chair all special education meetings
- Coordinate scheduling/service delivery/testing for all special education students
- Adhere to mandated timelines for all special education paperwork: state-mandated forms, Individualized Education Programs (IEPs), and quarterly progress reports
- Attend transition meetings at middle school for students matriculating to eighth grade
- Act as liaison between Suzanne Michel, and the special education staff

The School Psychologist is Mrs. Alicia Grillo. Her current responsibilities include:

- Psychological testing for all initial and re-evaluations
- Attend special education meetings and interpret psychological testing results for families and students
- Individual counseling for students
- Write quarterly progress reports on student IEP counseling goals

There are six special education teachers (Michael Flynn, Emily Meade, Kristen Bedard, Meghan Ziny, Lisa Cotton, and Katelyn DeGaetano) assigned to academic support classes and full inclusion content classes. Their responsibilities include:

- Provide direct services to students across the curriculum on IEPs
- Co-teach general education classes and teach academic support classes
- Monitor progress and collect data in support of IEP goals and write quarterly progress reports on IEP goals
- Collaborate with regular education teachers regarding assignments and performance via email, phone consult or direct 1:1 consult
- Develop and maintain strong relationships with families of students
- Collaborate with related service providers in support of IEP goals and to ensure compliance related to the service delivery grid
- Consult with guidance department regarding student credit status, schedule changes and transition planning
- Conduct initial and re-evaluation educational testing

- Revise and develop student IEPs annually

There are two special education teachers in substantially separate classrooms, Ms. Kate Chaber and Mr. Luke Macpherson.

The Lifelong Learning Center (LLC) program services students in grades 8-12. One special education teacher supports students in a substantially separate classroom. A modified curriculum is presented with a focus on functional skills as well as academics. Specialized instruction is implemented based upon the principles of Applied Behavior Analysis. The program also employs ABA Technicians to provide additional support both within the ABLE classroom and during inclusion opportunities in general education classes. Students may receive services in speech therapy, occupational therapy, physical therapy or adaptive physical education as indicated on their IEP.

The 18-22 year old transition program serves students with disabilities ages 18-22. One special education teacher, Mrs. Kate Chaber, currently services students with the support of ABA technicians. In addition, students with specific medical or physical needs may also be assigned a one-to-one aide as indicated by their IEP. Students may also receive speech therapy, occupational therapy, physical therapy, or adaptive physical education, either at the school or in various community settings, as indicated on their IEPs. The program provides instruction in the school setting as well as community-based learning opportunities and vocational training at various job sites. The transition curriculum targets the following areas:

- Functional math skills
- Functional literacy
- Vocational opportunities, supervision, and guidance
- Health and wellness
- Activities of Daily Living (ADLs)
- Community access and social skill development

Highlights

- The role of Bellingham High School special education is to support those students with learning, social, emotional and/or physical disabilities.
- The referral process for special education is multi-faceted. Referrals for special education supports and services can be, and have been, brought forward by parents, teachers, administrators and/or outside agencies. Once this process has begun, the team has 30 working school days to complete the assessments and 45 working school days in which to meet the parents/guardians and deliver the evaluation reports.
- The special education team chair attends transition meetings at the middle school to assist in the process of matriculating students into grade 8. These meetings are held with members of the 7th grade special education team. The purpose of these meetings is to review the IEPs of incoming eighth grade students.
- The high school special education team chair meets with Ms. Suzanne Michel, Assistant Superintendent of Student Services, one time per month in a meeting that includes other coordinators within the school system to review new regulations and system policies regarding special education law.

CO-CURRICULAR OFFERINGS

SADD

- The Bellingham High School SADD chapter continues working towards its goal of helping fellow students understand the consequences of destructive decisions. Meeting every Friday morning before the start of the school day, the group brainstorms for new and different ideas for making messages “fun, but with meaning.” This year, the chapter implemented another new activity in which each month a message card, with a piece of candy, is handed out to each student and faculty member with a message pertaining to smart decision making.

Literary Journal:

- Mr. Deeks and Mr. Peter Woodward are the advisors to the Literary Journal. *White Blank Page* is a student-run publication built on submissions from the student body of the literary and artistic persuasion. The Senior editor(s) (select representatives usually from grade 12) are responsible for managing the editing process for submissions, formatting the final product, organizing fundraisers, and motivating an alternating staff of “junior” editors. One senior editor is assigned the task of Art Director and they review/select the student art that will be included within the issue. While the members are encouraged to participate for the entire school year, new members are always welcome. Meetings are held on either a weekly or bi-weekly basis in which tasks such as editing/reading submissions, organizing fundraising efforts, scheduling deadlines, and formatting for software publication are undertaken. The senior editors will meet with the advisor once a month to address larger issues and make sure that scheduling deadlines are being met. The journal is slated for May publication and is free to the faculty, student body, and community at large.

Cable Club:

- Mr. Costa is the Cable Club Advisor. The Cable Club produces a weekly TV show that airs on Fridays called *Hawk News*. The Hawk News crew members learn how to produce, direct, broadcast and edit through the creation of short programs that are shown on the school’s closed-circuit system. The show also provides some entertainment in the form of “The School” episodes, depicting amusing anecdotal aspects of our school. In addition, the Hawk News student staff visits the ABMI Cable 8 studios and utilizes that facility to plan and produce shows at a much more professional level.

Drama Club:

- The Drama Club performs one large musical annually with the potential of a smaller cabaret-style show at the end of the school year. In 2022 Mrs. Kelli-Ann Marderosian continued her work with the drama club.

Robotics Club:

- The mission of Bellingham High School Blackhawks Robotics club is to provide students a platform to develop and pursue an interest in Science, Technology, Engineering and Math (STEM). The students will develop Leadership skills, soft and hard(technical) skills and focus their effort on designing and building a well-defined robotics project in order to enter it into competitions against their peers in other high schools.

Student Council:

- The Student Council Advisor is Mrs. Linda Cartier. There are three students that serve as officers, and the Council is accredited by the National Association of Student Councils (NASC). The Student Council provides a service to the school and the community through participation and promotion of the following:
- Spirit Week & Annual Pep Rally – Many activities and competitions between classes are coordinated and monitored by the Student Council

- Thanksgiving Food Drive – Food items and money are donated to Loaves & Fishes Food Pantry for families in need.
- Holiday Toy Drive – Toys and money are collected and donated to Loaves & Fishes Food Pantry for families who need assistance during the holiday season.
- Soup Fundraiser- All the soup that was purchased was donated to the Loaves & Fishes Food Pantry. Over 200 pounds of soup was donated.
- Heifer International- Will be holding fundraisers to raise money to donate to Heifer International

Bellingham Memorial School

Principal's Report: Year ending December 31, 2022

David S. Cutler, Principal

Bellingham Memorial School (BMS) is currently in its seventh year as a grades 4-7 intermediate school. We continue to maintain the elementary model programming for our grade 4, whereas grades 5 & 6 operate in teams of two, focusing on Humanities and STEM. To better prepare our students for high school, 7th grade follows a middle school model by traveling between content areas.

BMS has adopted a Targeted Learning Focus (TLF) that will empower its members to build stamina and effort, in order to apply and demonstrate higher order thinking skills as contributing informed citizens; additionally BMS will continue to focus on tailoring programs to meet the individual needs of our students by providing a safe and supportive learning environment that fosters both academic, and social and emotional student growth. BMS continues to be a Positive Behavior Intervention and Support (PBIS) school where a token economy is used for students meeting the BMS CORE VALUES Perseverance, Accountability, Integrity, and Respect.

PATHS is a multi-tiered Social Emotional Learning (SEL) program in grades 4 & 5. Tier 1 consists of daily whole group lessons that focus on the teaching of skills and strategies for the following: self-regulation, conflict resolution, problem solving, positive decision making, anti-bullying, understanding perspective and showing empathy. As a tier two intervention, students may work in small groups or individually as needed with our school adjustment counselors and/or behavior specialist. In grades 6 & 7 *TRAILS* is designed to meet a different set of needs that are all grounded in the same research-driven approach as *PATHS*. By offering the 3 tiers together, BMS can promote the emotional health of all students, while better identifying and supporting those with existing mental health concerns.

We feel each student is challenged to actively participate in our school and in the community and to gain responsibility for setting and achieving personal goals, while learning skills requisite for becoming informed productive citizens.

We continue our focus on developing innovative programming and learning experiences in a rigorous learning environment requiring a variety of educational resources and support. As we continue our mission, we are thankful for the community's level of support in recent years.

This year's budget proposal is influenced by the following factors:

- Support of our student needs
- Implementation of School Improvement Plan
- The goals set forth in our District Strategic Plan
- Identified Areas of improvement
- Implementation of new curricula in ELA, Science and Math

BMS MISSION

Through Collaboration, the BMS community will ensure a positive environment that fosters academic excellence, developing self-directed, life-long learners, socially responsible and informed citizens.

BPS VISION

All students will achieve academic excellence and be self-directed learners possessing the ability to think critically, problem solve, communicate, collaborate and research effectively to be socially responsible citizens. ~ Bellingham Public Schools Vision

BMS CORE VALUES

Perseverance

Accountability

Integrity

Respect

BMS STAFF

Bellingham Memorial School, located in Bellingham, Massachusetts, has an enrollment of 597 students in grades 4 -7 instructed by 54 teachers, 9 instructional learning assistants, 3 ELA Tutors, 3 Math Tutors, 13 behavioral techs, 5 custodians, 6 cafeteria staff, 1 occupational therapist, 1 physical therapist, and 1 school resource officer. In addition, the students are supported by 2 Licensed Mental Health Clinicians (LMHC), 1 Licensed Independent Clinical Social Worker (LICSW), 1 guidance/school adjustment counselor, 1 special education team chair, and 1 school psychologist.

The administration consists of 1 principal, 1 assistant principal, 3 administrative assistants, 1 school nurse, and a support staff of bus drivers and other personnel that all equally contribute to the effective operation of the Bellingham Memorial School.

BMS STUDENTS

Based on DESE reporting, the following is a depiction of the BMS student body demographic make-up;

African American 3.1%

Asian 2.0%

Hispanic 10.2%

Native American 0.0%

White 81.4%

Multi-race/Non-Hispanic 2.2%

Native Hawaiian, Pacific Islander 1.0%

PARENT INVOLVEMENT & COMMUNITY PARTNERSHIPS

Meet the Teachers Night

Parent Conferences

Educational Fair

Band and Chorus concerts

Drama performance

BMS Parent Advisory Council

BMS PTO

Before & After School programming with YMCA

PTO-sponsored student clubs

Bellingham Cultural Council

Bellingham Historical Society

Bellingham Educational Foundation

Bellingham Lions

Bellingham Business Association

Care Solace

Worcester County District Attorney's Office (community-based justice program - a collaborative effort between the Bellingham Police, District Attorneys' offices, the Department of Social Services, the courts and the school) and class-wide assemblies about cyberbullying
Bellingham Public Library

OVERVIEW OF CURRICULA

Bellingham Memorial School has classes following the most current Common Core and Massachusetts state standard curricula in English, Science, Social Studies, Mathematics, Art, Physical Education, and Technology.

For the 2022-2023 school year, we continue to utilize scheduled enrichment blocks in grades 6 & 7. This period allows us to analyze data and provide students the support or enrichment that they need. Our staff works together to triangulate MCAS data with iReady scores and teacher observations, then schedule our students either an intervention or extension opportunity based on what the data demonstrate. Our data coaches and Response to Intervention (RTI) team work collaboratively every nine weeks to update student data, meet with teachers to run data analysis protocols, then review student placements for the next intervention cycle. The BMS data and RTI teams consist of our Principal, Assistant Principal, Literacy Specialist, Math Specialist, School Counselor, and Special Education instructor.

As part of our Tier II and Tier III intervention for our most at-risk students, we have a literacy specialist, and a Math specialist who provide resources, support, and direct instruction to teachers and students. As needs are identified through data analysis, Mrs. Mullin and Ms. Gershman work to group students by areas of demonstrated gaps and provide teachers with resources to effectively address those needs. In concert with the ELA and Math tutors, Mrs. Mullin and Ms. Gershman take groups of our most high-risk students to identify what fundamental skills they lack and address those areas during our Enrichment block. If students do not demonstrate a need for academic intervention, our general teaching staff provides opportunities for extension activities during the Enrichment block. Ranging from a civics course focused on the history of Bellingham to World Language and Science, Technology, Engineering, Arts, and Math (STEAM) our staff challenges students with opportunities for higher order thinking and academic excellence.

GRADE FOUR:

Staffing:

The fourth grade team includes Mrs. Dorcil, Mrs. Ghostlaw, Mrs. Goulet, Mrs. Olson, Mrs. Smith, Mrs. Hurd, Mrs. Frassa, Ms. Surrette, Mrs. Gaynor, Mrs. Dowe, and Mrs. Cunningham. The fourth grade team has 3 classes that are co-taught with a full-time general education and a full-time special education teacher present, along with instructional learning specialists. The Team Leader is Mrs. Olson.

Highlights:

All fourth grade students are supported with either RTI services or an extension period four days each week, as well as six specials each week: library, technology, PE, chorus, and art. Mrs. Olson serves as a member of the Instructional Leadership Team and as a member of the building's Literacy Committee.

GRADE FIVE:

Staffing:

The fifth grade team includes Mr. Bonney, Mrs. Campano, Mrs. Graveline, Mr. Cole, Mrs. Plass, Mrs. Strom, Mrs. Xantus, Mrs. Correia, Ms. Bogan, Mrs. Grenon, and Ms. Lingley. The fifth grade team has two classes that are co-taught with a full-time general education and a full-time special education teacher. The Team Leader is Mrs. Strom.

Highlights:

All fifth grade students are supported with either RTI services or an extension period four days each week, as well as six specials each week: library, technology, PE, chorus, and art. Mrs. Strom serves as a member of the Instructional Leadership Team and as a member of the building's Literacy Committee.

GRADE SIX:

Staffing:

The sixth grade team includes Mrs. Callahan, Mrs. Gould, Mr. Fennelly, Mr. Delaney, Mrs. Rasche, Ms. Ohnemus, Ms. Fraine, Mrs. Wilson, Mrs. Hoyt, Mrs. Chartier and Mrs. Dutilly. The Team Leader is Mrs. Rasche.

Highlights:

All sixth grade students are supported with either RTI services or an extension period daily, as well as rotating electives and an opportunity to take band or Chorus.

Mrs. Rasche serves as a member of the Instructional Leadership Team and as a member of the building's Literacy Committee. Additionally, all teachers and students participate in the DARE program in conjunction with BPD.

GRADE SEVEN:

Staffing:

The seventh grade team includes Mrs. Ambler, Mr. Favakeh, Mr. Schroder, Mr. Grover, Ms. Reed, Mr. Ehle, Mrs. Lamb, Mr. Cushing, Ms. Solomon, Mrs. Laquerre and Mrs. Cook. Mrs. Ambler is the team leader.

Highlights:

All seventh grade students are supported with either RTI services or an extension period daily, as well as rotating electives and an opportunity to take band or Chorus. Mrs. Ambler serves as a member of the Instructional Leadership Team and as a member of the building's Literacy Committee.

TECHNOLOGY/ STEAM

The technology department is composed of Mrs. Klemm and Mr. Monroe. Mrs. Klemm runs a variety of technology and Project Lead The Way (PLTW) lessons to prepare students in grades 4 & 5 for a more in depth STEAM curriculum as in grades 6 & 7. Mr. Monroe is an innovations pathway instructor, teaching Project Lead The Way (PLTW) STEAM lessons to all students in grades 6 & 7. These lessons consist of robotics, engineering and design, and various other STEAM pathways.

THE ARTS

Our band is directed by Mr. MacDonald. Students in grades 5-7 are eligible to take band and it is built into our daily schedule. The band performs at school-wide assemblies and annual parent concerts.

Our chorus is directed by Ms. Signa and .2 staff member Adam Stevens. All students in grades four and five take chorus once per week, and other students have an opportunity to take the class as a special, or after-school activity. The students perform at school-wide assemblies and annual parent concerts.

Our art classes are taught by Mrs. Kindl and Mrs. Santangelo. All students have the opportunity to take art as a special or elective. Student artwork is displayed throughout the building in a vast variety of forms, ranging from temporary displays to murals that brighten up our environment.

WORLD LANGUAGE

Bellingham Memorial School 6th & 7th grade students take one quarter of World Language per year. 6th grade students study the basics of Spanish and French conversation, learning skills such as introducing themselves to others, talking about their likes and dislikes, favorite colors, days and dates, animals, and activities. Students also learn about the geography of the Spanish- and French-speaking World. In 7th grade, students pick up where they left off the previous year, adding vocabulary and conversational skills in discussions about seasons and weather, family, food, and the home. 7th grade World Language students also develop their comprehension, using guided readers in the target language to practice reading skills within an authentic context.

HEALTH AND WELLNESS

Our health and wellness classes are taught by Mr. Chiappone and Mrs. Evans. All students have an opportunity to take PE, wellness and personal fitness as a special or elective.

SCHOOL COUNSELING DEPARTMENT

The guidance department consists of four school counselors, Mrs. McKim, Mr. Sweeney, Mrs. Swartz and Ms. Todd, in addition to a school psychologist, Ms. Paiva. They hold individual and group counseling sessions, lunch bunches, social skills groups, and organizational groups. Our guidance department oversees the distribution of our PBIS prizes on a weekly basis.

The guidance department pushes into classrooms to deliver curriculum to students on an ongoing basis in order to supply our students with Character Education topics and programming. The guidance department coordinated the scheduling, dissemination, proctoring, and collection of MCAS test materials in the spring 2022 and will continue in 2023.

Their connections with Care Solace and the other buildings within the district enabled them to reach out to colleagues and organize and implement multiple community counseling opportunities. The guidance department coordinates the meetings, writing, and dissemination of 504 plans for all students in the building.

The school counseling department also attends IEP meetings as members of teams, and writes quarterly progress reports on student IEP counseling goals. In addition to the above, the school psychologist also conducts psychological testing for all initial and re-evaluations, and attends special education meetings and interprets psychological testing results for families and students. BMS is proud to have a Clinical Team that meets monthly to discuss and chart progress of students experiencing difficulty and/or trauma. The team consists of the Principal, School Psychologist, School Counselors, Team Chair, Nurse, and BCBA.

SPECIAL EDUCATION DEPARTMENT

The special education team chair is Mrs. Smart, and she is supported by one full-time secretary, Ms. Iarussi.

The team chair is responsible for scheduling and chairing special education meetings, coordinating scheduling/service delivery/testing for all special education students, adhering to mandated timelines for all special education paperwork, and acting as liaison between Suzanne Michel and the special education staff.

There are 11 special education teachers: Mrs. Hoyt, Mrs. Plass, Mrs. Smith, Mrs. Wilson, Mr. Cushing, Mrs. Lamb, Mrs. Frassa, Mrs. Correia, Mrs. Skinner, Ms. Fournier and Mrs. Gaynor.

Their responsibilities include providing direct services to students across the curriculum on IEPs and 504 plans, co-teaching when placed in inclusion classes throughout the day, teaching academic support classes when scheduled, monitoring progress and collecting data in support of IEP goals and writing quarterly progress reports on IEP goals, and collaborating with regular education teachers regarding assignments and performance. Additionally, the special education teachers develop and maintain strong relationships with families of students, conduct initial and re-evaluation educational testing, revise and develop student IEPs annually, attend special education meetings (annual, initial, reevaluation, progress), and proctor MCAS exams.

There are 9 Instructional Learning Assistants (ILAs) assigned to both academic support and content classes. Each ILA works in conjunction with the special education and general education teachers to support students.

In addition, Bellingham Memorial School proudly houses one substantially separate classroom:

The ABA program services students in grades 4-7. One Special Education Teacher (Kyle Lundgren) serves 7 students in a substantially separate classroom. A modified curriculum is presented with a focus on functional skills as well as academics. Specialized instruction is implemented based upon the principles of Applied Behavior Analysis. The program also employs ABA Technicians to provide additional support both within the classroom and during inclusion opportunities in general education classes.

The Therapeutic Learning Center (TLC) serves students with social emotional struggles in grades 4-7. Supervised by Mrs. McKim (LMHC) and supported by special education teacher Ms. Fournier, students utilize this program as a way of supporting their education while regulating their social and emotional health.

The Academic Learning Center (ALC) serves students in grades 4-7 that are far below grade level and require a higher degree of differentiated instruction. Mrs. Skinner focuses on specific deficits to ensure the students are able to increase their academic success and meet grade level standards.

Athletics - Interscholastic:

The Athletic offerings are administered by Michael Connor - Athletic Director, and consist of six (6) interscholastic sports encompassing 9 teams for the 2022-23 school; four (4) of which are new offerings.

Fall: Cross Country - Boys, Cross Country - Girls (grades 4 - 7), Field Hockey - Girls (grades 6 - 7); Volleyball - Girls (grades 6-7).

Winter: Basketball - Boys, Basketball - Girls (grade 7), Wrestling - Co ed (grades 5 - 7).
Spring: Track & Field - Boys, Track & Field - Girls (grades 5 - 7)

Drama; Student Council; Jazz Band.

Drama Club:

Mrs. Surette is the Drama Club Advisor. The Drama Club is open to grades 4-7 and performs one large theatrical production annually. There are 50 students involved in this year's production and 10 backstage hands.

Student Council:

The Student Council is run by Mrs. Blanding and Ms Iarussi and is open to grades 4-7 and has 40 members of the BMS student body on its roster. The student council provides a service to the school and the community through participation and promotion of the following:

Monthly BMS Spirit Days

Thanksgiving Food Drive – Food items and money are donated to the Loaves & Fishes Food Pantry for families in need.

Holiday Coat Drive - Donated coats are donated to local shelters for children in need.

Increasing student voice in the BMS

Pennies for Patients to benefit the Leukemia and Lymphoma Society

March Kindness Calendar Challenge - students are challenged daily with a different kindness activity like random acts of kindness, picking up garbage, making a new friend, etc. on a daily basis

Respectfully Submitted,

David S. Cutler, Principal

Joseph F. DiPietro Elementary School

Principal's Report: Year Ending December 31, 2022

Principal: Miriam J. Friedman

Joseph F. DiPietro Elementary School continues to support and apply the Bellingham Public Schools mission to Dream, Achieve, Succeed. Our goal is to create a community to maximize achievement, promote social competence, respect both similarities and differences, and develop lifelong learners who contribute positively to the community.

It is with a focus on Bellingham Public Schools' District Strategic Plan that we identified our areas in need of improvement to create our School Improvement Plan, build our budget, and engage in professional development.

MISSION: Dream, Achieve, Succeed

VISION: In collaboration with students, their families, and the community, we will provide a safe learning environment, where the unique strengths of every learner are enhanced and celebrated. We will build a shared sense of pride in the Bellingham Public Schools by amplifying academic excellence, increasing communication, cultivating a positive climate, improving social & emotional well-being, and enhancing technology use and implementation. (Bellingham Public Schools' Vision)

CORE VALUES: Academic Excellence, Compassion, Perseverance, Respect, Safety
(Bellingham Public Schools' Core Values)

CURRICULA:

ELA - Starting the 2022 year DiPietro's reading specialist and representatives from each grade level served as part of the district ELA Review Committee to review several ELA programs. Later in the spring ten staff members piloted one of two agreed-upon programs to pilot Grades K-5.

In June and early fall, all staff participated in McGraw-Hill's Wonders program. Full implementation began in the fall of 2022.

Working closely with administration, the reading specialist and grade-level teams have fully implemented Wonders. They continue to use assessment results to determine areas of strength and weakness in both instructional practices and the program. They use this information to drive their instruction. Additionally, both formative and summative assessments are used to monitor student learning and drive instruction.

Math - During the spring and summer of 2022 the math specialist, in collaboration with the math specialist at Stall Brook, used the data collected and teacher input/reflections throughout the 2021 school year, to review and improve the elementary Assessment calendar. In the fall, a continued rigorous assessment calendar was shared and implemented by the staff. During Professional Learning Community meetings the staff continue to reflect on lessons and assessments that are being taught.

All students access grade-level Number Corner and Bridges activities. Students in need of additional intervention receive support through the *Bridges Intervention* program and/or the *Add Vantage Math Recovery* (AVMR) program.

Science and Social Studies - In Science and Social Studies, teachers continue to base their curriculum on the Massachusetts Frameworks. Using several different resources, teachers engage students in the scientific method and project-based learning to explore new topics. Cross-curricular instruction is utilized through science and social studies as teachers emphasize reading and writing standards through these subjects.

Social-Emotional Development - At DiPietro, we know that in order for students to maximize academic excellence we must also explicitly address social-emotional development. The social-emotional curriculum is provided through the use of the *Promoting Alternative Thinking Strategies* program (PATHS) and *Positive Behavioral Interventions and Support* program (PBIS).

PATHS is a multi-tiered program. Tier 1 consists of daily whole group lessons that focus on the teaching of skills and strategies for the following: self-regulation, conflict resolution, problem-solving, positive decision-making, anti-bullying, understanding perspective, and showing empathy. As a tier two intervention, students may work in small groups or individually as needed with our school adjustment counselor and/or behavior specialist. As a tier three intervention, students may have an individualized behavior plan and scheduled meetings on an individual basis to work with our school adjustment counselor or behavior specialist.

PBIS is used school-wide. The goal of this program is to promote positive expected behaviors by celebrating those behaviors in daily life. All students are taught PBIS lessons of expected behavior throughout the school. For example lessons are taught on how to walk in the hallway, how to act at recess etc. Throughout the building, staff explicitly recognize the positive behavior of a child, or even another staff member, to further strengthen the lessons and encourage all students to strive to show that same behavior.

In grades K-2 teachers complete a survey for each student. In grade 3 this process is followed and in addition, students complete a self-assessment. The results of these surveys are used to determine Tier 2 and 3 needs of students and the mental health support staff members ensure all students at the Tier 3 level have plans to support student needs.

SPECIAL EDUCATION: DiPietro continues to provide co-teaching at all grade levels. These classrooms are staffed with a general education teacher and a special education teacher who are jointly responsible for classroom management and instruction. The co-taught teams at each grade level work collaboratively to meet the needs of each student in their class. With most instruction for all students happening within the regular classroom setting, all students have the opportunity to remain with their peer group for a greater percentage of the school day. This gives students direct exposure to grade-level instruction and material. In addition, data collection and progress monitoring is done in orchestration with the general education teacher, math specialist and reading specialist.

TITLE 1: DiPietro's schoolwide Title I Program, funded by a federal grant, allows us to provide additional tiered literacy and math intervention across all grade levels. The staff who deliver such services include a full-time Literacy Specialist, a full-time Math Specialist, three part-time Literacy Tutors, and three part-time Math Tutors.

PARENT AND COMMUNITY PARTNERSHIP: Parents and the community continue to be an integral part of our school. The PTO organizes activities for students and families throughout the school year. This year the PTO organized an outdoor ice cream social, a Holiday store, a cookie and pie fundraiser, a Fall Ball, and a Spring Ball. The PTO is supporting various

programs to be brought into DiPietro for enrichment as well as buses for field trips. Additionally, the PTO is over halfway to obtaining the funds to purchase a traverse wall for the physical education program.

Our students continue to thrive under the leadership of Superintendent of Schools, Mr. Peter Marano, and the District School Committee, chaired by Mr. Michael Reed. The community's continued support is greatly appreciated. It is a privilege to work with our students, the future leaders of our community.

Respectfully submitted,

Miriam Friedman, Principal

Stall Brook Elementary School

Principal's Report: Year Ending December 31, 2022

Principal: Emily Luuri

The mission of the Stall Brook Elementary School is to be an inclusive school community that supports students, empowers teachers, and engages families. We strive to develop lifelong learners and foster a love for learning. At Stall Brook, students experience research-based and scientifically proven instructional practices that develop individual and collaborative problem-solving and critical thinking skills. We are an educational community committed to:

- promoting the establishment of Professional Learning Communities among the staff with the purpose of collecting, analyzing, and assessing data to guide instructional practices and improve student achievement.
- rigorous implementation of a RtI (Response to Intervention) model that includes a combination of high-quality responsive instruction, assessment, and evidence-based intervention.
- providing an environment that inspires participation, responsible actions, problem-solving, creativity, productivity, and the enhancement of self-esteem.
- cultivating collaborative relationships and mutual respect between the school, home, community, and administration.
- supporting our teachers' understanding of our current math and literacy research-based programs with the aim of improving student learning and achievement.
- increasing our educators' competency of social-emotional learning and instruction to guide students in the development of skills to build relationships, work with others, take perspective, as well as identify and regulate their emotions.

Commitment to Academic and Social-Emotional Excellence

Instruction at Stall Brook Elementary School is child-centered and focused on meeting the individual needs of our learners. Our teachers stress thinking skills and problem-solving in mathematics; reading for interpretation and meaning in a variety of genres and in all subject areas; expository and creative writing that is thematically developed, well constructed and able to capture the reader's interest; investigative learning in science; and understanding the world around us through relevant research and project design. We adhere to the belief that children at the elementary level learn best when they construct meaning on their own, work in heterogeneous cooperative groups, and develop strategies for independent problem-solving.

We currently have four sections of full-day kindergarten, three sections of first grade, three sections of second grade, and three sections of third grade. At Stall Brook, we strive to provide each student with what they need in the least restrictive environment. Special Education and English Language are delivered based on a child's profile and include inclusion as well as pull-out services. Stall Brook Elementary School also houses a substantially separate Foundational Learning Center classroom to meet the needs of students who require additional support beyond our inclusion model classrooms.

Stall Brook has a schoolwide Title I Program. Through this federal grant, we are able to provide additional tiered literacy and math intervention across all grade levels. The staff who deliver such services include a full-time Literacy Specialist, a full-time Math Specialist, three part-time Title I Literacy Tutors, and three part-time Math Tutors.

ELA

For the 2022-2023 school year, we are implementing a new comprehensive ELA curriculum, *Wonders* by McGraw Hill. *Wonders* employs the Gradual Release of Responsibility (GRR) model, a teaching strategy characterized by a sequence of scaffolded or differentiated learning activities that shift the responsibility for learning from the teacher to the students. Throughout *Wonders*, the GRR model is coupled with various instructional routines that teach the Massachusetts Curriculum Frameworks for English Language Arts & Literacy 2017, specifically the anchor standards of language, speaking, listening, reading, and writing. These instructional routines include:

- **Collaborative Conversations** are rich structured conversations around grade-level texts.
- **Word Work** is an explicit, systematic sequence of instruction for the foundational skills of phonological and phonemic awareness, phonics, structural analysis, high-frequency words, spelling and vocabulary.
- **Reading Workshop**, which teaches decoding and comprehension, includes close reading, interactive read aloud, shared reading, small group and guided reading, independent reading, and fluency.
- **Writing Workshop**, which teaches encoding, includes analytical writing or writing about reading, writing process, grammar, usage, and mechanics.

To monitor student ELA progress, formative reading and writing assessments are given periodically to help determine a child's strengths and weaknesses in oral language, phonemic awareness, phonics, concepts of print, letter recognition, sight word recognition, decoding strategies, fluency, vocabulary, comprehension, and written expression, including written response to text. The data collected from such ongoing assessments is used to monitor student progress and set student learning goals, as well as by teachers to inform and differentiate their ELA instruction. Specialized programs such as *WonderWorks*, *Leveled Literacy Intervention (LLI)*, etc. help select students who need additional help in literacy.

Math

In the 2022-2023 school year, Stall Brook continues to fully implement the *Bridges in Mathematics* and *Number Corner* programs for Tier 1 instruction. Along with the *Math Recovery* program, we use the *Bridges Intervention* program for Tier 2 and 3 instruction in grades K-3. The implementation of these programs is fully supported by the Title 1 program and the Math Specialist through coaching and Response to Intervention which is driven by systematic data collection and analysis.

All students, grades 1 through 3, are monitored through assessments at the end of each of 8 Units, quarterly Number Corner assessments, and I-ready assessments three times per year. Kindergarten students are monitored through interview style and written benchmark assessments during each Unit and quarterly through Number Corner assessments. Instructors and Interventionists use ongoing formative assessments to inform the next steps for instruction, highlight the needs of each individual student and focus on progress and growth. Students that are not meeting grade-level benchmarks are closely monitored by interventionists through various math probes and progress monitoring tools. Data teams perform school-wide achievement tracking and analysis using the i-Ready and progress monitoring to ensure Title I interventions are targeting students appropriately and using intervention strategies effectively. We recently implemented a new data management system called Forefront Education. Forefront organizes assessment results and supports standards-based grading to transform the information we *already* have into meaningful pictures of student learning.

Science and Social Studies

In Science and Social Studies, teachers continue to base their curriculum on the Massachusetts

Frameworks. Using several different resources, teachers engage students in the scientific method and project-based learning to explore new topics. We have found that working together as a grade level has enabled our teachers to develop relevant, stimulating units of instruction. Classroom teachers work together with specialists to include Science and Social Studies themes and topics across the curriculum. In addition, to align with the common core standards, our teachers integrate the Social Studies and Science units into literacy standards using a variety of nonfiction genres.

Social-Emotional Development

Along with Stall Brook's focus on academics, we strive to provide a balanced education that includes social-emotional learning. This year, all Stall Brook classrooms are engaging in the PATHS social-emotional curriculum. Through the use of the PATHS curriculum, students are explicitly taught strategies and skills to resolve conflicts, identify and manage emotions, problem-solve, make responsible decisions, as well as the skills of empathy and perspective-taking. These classroom-delivered lessons are done by classroom teachers twice a week and integrated through the school day for generalization and modeling of skills.

This year, Stall Brook continues to be committed to developing and deepening a positive school culture that includes all of its members. The goal of this program is to explicitly teach and celebrate positive behaviors in our students. Students were taught the expectations of being safe, kind, responsible, brave, and honest within all areas of our school. Students are continuously reinforced for these behaviors through acknowledgment systems within their classrooms and throughout their school. Staff also participate in our PBIS program to contribute to develop a positive school culture and model prosocial behaviors. They are also recognized for being safe, kind, responsible, brave, or honest by adults and students within our building. In addition to students being reinforced individually for positive behaviors, we also offer class-wide reinforcement in the form of chips that allow grade levels to work together to earn Spirit Days and other special grade-level activities.

This year we have expanded our PBIS Program with a new Tier II Check-In/Check Out program for children identified as at risk for externalizing difficulties. This is a nine week intervention program that provides very intensive and structured reinforcement for safe, kind and responsible behaviors throughout the school day.

Special Education

For the 2022-2023 school year, Stall Brook has continued working with the co-teaching model with some variation among grade levels. Kindergarten, first grade, and second grade have partially supported classrooms where the special education teacher provides supports and services throughout the day. Third grade has two full time co-taught classrooms where the special education teacher and regular education teacher for the majority of the day. Paraprofessionals also support students and classrooms at each grade level. Within our co-teaching classrooms, both teachers are responsible for classroom management and instruction. Many special education services are delivered in the inclusion classrooms, minimizing the amount of time students who receive specialized services are removed from the classroom. All students in these classrooms are exposed to grade-level material and provided with the necessary modifications and accommodations to be successful. The special education teacher provides modified content and instruction to students on Individualized Education Plans within these classrooms and is able to work collaboratively with the general education teacher in order to accommodate for varying levels of need within the classroom. Pull-out instruction for students who need to access instruction in a more restrictive environment, or access a specialized program which requires a separate setting, is provided by another special education teacher across grade

levels.

There are currently six special education teachers working across four grade levels in varying roles (co-taught, partial co-taught/grade split, or pull out). We also have one special education teacher who provides service in a substantially separate setting. As always, our special education staff continues to work closely with the math and literacy specialists in the building to use a variety of tools and implement programs that will best meet the needs of all students. Continuous data collection and progress monitoring are utilized in order to assess personal student growth.

Stall Brook Elementary is the home of the elementary level Foundational Learning Center (FLC) Program, which provides individualized services to students with significant cognitive impairments, often in combination with behavioral challenges. This program utilizes researched, evidence-based, and data-driven educational strategies, including Applied Behavior Analysis (ABA), to support students in all aspects of their school day.

As in previous years, the *Autism Curriculum Encyclopedia (ACE)* and *Thread Learning* continue to be used with all appropriate students in the FLC Program. These are programs that allow teachers to pull from a large database of programming based on ABA principles and customize the programs to the individual student. This, along with the highly-trained staff and structure of the program, allows our students to receive an education tailored to their needs while remaining actively involved in their home community.

The FLC program supports students with a diversity of needs through individualized programming with the goal of maximizing the time students are successfully included in the general education setting. Stall Brook provides special education and general education students the opportunity to learn from each other across a variety of domains through inclusion, based on student needs. All Stall Brook students benefit from inclusion by learning academic, communication, and social skills from each other in an environment that supports the acceptance of all learners.

Parent and Community Partnership

Stall Brook's Parent-Teacher Organization (PTO) continues to be an integral part of our school community. The PTO organizes and executes activities for students and families throughout the year. The PTO has been able to facilitate multiple in-person and virtual student and family events.

This year, our PTO organized a variety of events including a "Pumpkin Stroll" evening in October, where students and families donated carved pumpkins. The PTO decorated the halls of Stall Brook with lights and displays. Students and families were invited to walk through and view the spectacular sight. Also, the Stall Brook PTO organizes in conjunction with the Stall Brook Staff organized a virtual cultural storyteller event in January. The school year ended with our Third Grade Memory Night.

At Stall Brook, we are grateful for the support from our district administration, families, and the community at large who play an important role in our ability to educate our students to continue to grow and achieve. We, at Stall Brook, are privileged with the opportunity to work with students to set the foundation for their educational careers within the Bellingham Public Schools.

Respectfully submitted,

Emily Luuri, Principal

CURRICULUM, INSTRUCTION, AND ASSESSMENT

Annual Report: Year Ending December 2022

Carolyn Rafferty, Assistant Superintendent of Curriculum, Instruction, and Assessment

Bellingham Public Schools Curriculum Review Cycle Updates:

Mathematics**Review Year:** 2018-2019**Current Stage:**

K-5: Implement/Monitor

6-8: Implement/Monitor

9-12: Develop/Redesign

In the spring of 2022, we field tested new materials for our high school Algebra 1, Geometry, and Algebra 2 sequence and officially adopted materials from Carnegie Learning for these courses. Our math teachers at the high school received several days of training on these new resources and are continuing to receive implementation coaching with a Carnegie Educational Consultant.

We received a grant from the Department of Elementary and Secondary Education for \$10,000 to support professional learning opportunities for math teachers. These funds are being utilized to support the 6-8 Illustrative Math program.

English Language Arts:**Review Year:** 2021-2022**Current Stage:**

PreK - 8: Implement/Monitor

9-12: Develop/Redesign

In the spring of 2022, our English Language Arts review team made the recommendation to adopt new curriculum materials for grades PreK through Grade 8. The district adopted materials from McGraw Hill which include: World of Wonders (PreK), Wonders (K-5), and StudySync (6-8). Our teachers have received numerous days of implementation training and support. Our English Language Arts Committee continues to meet to support the implementation and monitoring of these new materials.

We received a grant from the Department of Elementary and Secondary Education for \$200,000 to support the adoption of these materials, as well as funding through the district and town (Capital Improvement).

Science and Technology**Upcoming Review Year:** 2023-2024**Current Stage:** Implement/Monitor

Preparations are underway for the launch of a review of our science curriculum/program, scheduled to begin during the 2023-2024 school year.

History/Social Science**Review Year:** 2019-2020 (*in progress*)**Current Stage:**

PreK - 12: Implement/Monitor

World History: Develop/Redesign

A new textbook was adopted for the current school year for our World History Course. This course is taken during junior year. World History and Geography, McGraw Hill

World Language
Review Year: 2021-2022
Current Stage:
Implement/Monitor

Our World Language Department is in year two of the implementation of Voces, from Teacher's Discovery digital curriculum.

Art, Music, Wellness (Health/PE)
Review Year: 2023-2024 Wellness (Health/PE)
Current Stage: Implement/Monitor

Preparations are underway for the launch of a review of the wellness curriculum, scheduled to begin during the 2023-2024 school year.

PROFESSIONAL DEVELOPMENT AND TRAINING

Annual Report: Year Ending December 2022
Carolyn Rafferty, Assistant Superintendent of Curriculum, Instruction, and Assessment
Cindy Haley Higgins, Professional Development Coordinator

Each year, our educators participate in three full days of professional development targeting district initiatives, as well as early release days focused on building-based needs.

On August 29, 2022, we held the first of the three professional development days for staff. Staff was provided over 10 sessions to choose from for the first half of the day. Some of the topics included were:

- Wonders Online Platform Training
- Deescalation and Reinforcement Essentials
- Study-Sync Online Platform Training
- Illustrative Math Online Platform Training
- Clever Platform Training
- World History McGraw Hill Online Platform Training
- Science McGraw Hill Online Platform Training
- CPR/First Aid
- Safety Care

All staff participated in the Anti-Defamation League's half-day 'A World of Difference' Institute during the second half of the day.

On October 11, 2022, we held the second of the three professional development days for staff. Staff was provided over 10 sessions to choose from. Some of the topics included were:

- ALEKS Customization
- Deescalation and Reinforcement Essentials
- Life in the Balance Introduction
- ALICE Training
- New England Medical Billing Training
- Study-Sync Training
- Illustrative Math Establishing Instructional Routines
- Civics Project Collaboration

Unpacking Student Performance in Science
Keystone Collaborative Training
Understanding 504's
Anxiety and Executive Functioning -Two Sides of the Same Coin?
Mindfulness in the Age of Digital Distraction
Learning for Justice Webinars
CPR/First Aid

On January 17, 2023, we will hold our final professional development day. Staff will be provided with more than 10 workshops and training options to choose from. Some of the topics included are:

Learning for Justice Webinars
Unlocking Potential: The Power of Developing and Promoting a Growth Mindset
PLTW Launch
World Language ACTFL Conference Takeaways
Gender Identity, Expressions and Pronouns
Illustrative Math Leveraging the Problem-Based Lesson Structure

All staff will participate in the Foundations of Gender Inclusive Schools Training during the second half of the day.

DEPARTMENT OF STUDENT SERVICES

Annual Report: Year Ending December 2022
Suzanne Michel, Director of Student Services

The Student Services Department supports the overall mission of the Bellingham Public Schools by collaborating, providing personnel, staff development and leadership to meet students' learning needs in a single system of education that maximizes the resources of the entire system. The Bellingham Public Schools' Student Services Department provides resources and strategies that ensure all children with a disability are provided with a Free Appropriate Public Education (FAPE) that prepares them for further education, employment, independent living and are afforded the opportunity to meet District Learning Goals. We are a community of parents, teachers, administrators, business leaders and the general public committed to excellence and accountability. Our vision for the future is constantly shaped by the diverse and changing needs of our students. We recognize that teamwork is integral to our efforts and that effective collaboration maximizes our resources so that our students are well prepared for the future.

During the 2021-2022 school year, many positive changes have been underway in the Student Services Department. With the completion of the in-district special education evaluation, we identified some areas to improve access to specialized programs. Our first improvement area was to provide an opportunity for DiPietro Elementary preschoolers to access a substantially separate classroom for those eligible students requiring intensive instruction and support. The second opportunity provides systematic instruction through the opening of the Academic Learning Center (ALC) at Bellingham Memorial School. The third, most recent improvement, is the opening of a substantially separate classroom, Foundational Learning Center, (FLC) for eligible DiPietro students (Grades K-3).

The Student Services Department now employs a Wilson Reading lead teacher. This district wide position has developed the internal systems in identifying and tracking students in need of

specific, systematic reading instruction. The district has a special education teacher, at each school, with a certification in Wilson instruction to help ensure student access to instruction. Through our established protocols, should a student not be identified for Wilson instruction, we have successfully onboarded various reading programs for students requiring a structured, systematic, phonetic-based reading program. Our licensed special education teachers have welcomed the new models of instruction and are reporting positive results with their students.

This year also brought about professional development training sessions for all staff on deescalation and supporting students as they acclimate post-COVID19. Additionally, the district paraeducators were provided targeted professional development in the areas of responding to students in crisis, positive classroom management, scaffolds and accommodations, and their roles and responsibilities. Staff surveys in all these areas indicated high regard from staff in equipping them with tools to support their effective support of students.

The Bellingham Special Education Parent Advisory Council (SEPAC) has been restructured and is fully operational. SEPAC is a group of parents of students with disabilities receiving services through an IEP or 504 plan or parents interested in learning more about the student services department resources that come together in a collaborative effort to have their voice, ideas, and suggestions realized. SEPAC partners with the district administration to support our students' access to educational programs and opportunities. SEPAC is open for all parents to participate. SEPAC welcomes new members and truly values parents in leadership roles.

The Student Services Department continues to measure quality and impact through the Team Meeting Parent Survey. The data is analyzed to help us to make any adjustments or improvements with our Team meeting process. Parents receive an email with a link to the survey after a Team meeting. We are excited to report, the survey is available in multiple languages. Parent feedback is vital to our operational success and collaboration. We invite you to complete the survey and share your feedback about your personal experiences following your students' Team meeting.

All of the district sub-separate educational programs have been reviewed and each program description has been updated. As a result of the updated descriptions, the programs have been renamed to more accurately capture the services provided in each classroom and to identify these programs in a more inclusive manner. These programs continue to serve our students with developmental disabilities from preschool through 22 years of age. These programs receive ongoing consultation and support by our BCBAs, Leslie Sullivan and Ashley Itani. Instruction is provided by certified special education teachers and additional support staff. Students within these programs can receive a comprehensive set of related services which meet each student's individual needs. These related services could include speech and language, physical therapy, occupational therapy, orientation and mobility, vision, and deaf and hard of hearing services, receive speech/language, occupational therapy, and physical therapy in accordance with their Individual Educational Programs. The students also participate in the general education setting for a portion of their school day.

The Bellingham Early Childhood Program (BECF) is available to our youngest learners. Upon turning age three years, eligible students are able to access special education services in the least restrictive environment. Approximately one hundred children ranging in age from three to five years old participate in the program. BECF also welcomes neurotypical peers to participate in the program. The combination of students with and without disabilities fosters the inclusion model shared in the other schools across the district. BECF also partners with Milford Family and Community Network (funded through an EEC grant, Coordinated Family and Community

Engagement (CFCE), that sponsors two parent-child playgroups in the community. BECP works closely with families of students with special needs and collaborates with both the regional early intervention programs and elementary schools to provide smooth transitions for all students.

Bellingham High School offers continued student services through a combination of program models for students (grade 8-12 and ages 18-22). These programs serve students with cognitive delays with or without behavioral difficulties. These services are delivered in both substantially separate classrooms and inclusion settings, with the amount of time in each setting dependent on the individual students' abilities and needs in accordance with their IEP.

Students attending the Transitional Prep Program (TPP) (ages 18-22) focus on pre-vocational, vocational, and skills required for a successful transition to adult programming and services. The program utilizes a variety of research and evidence-based strategies, such as discrete trial teaching, natural environment training, positive reinforcement, and Picture Exchange Communication Systems, Assistive Communication Devices, and Social Thinking curriculum to help students reach their academic, communicative, behavioral and social potential. The students in grades 8-12 are provided modified classes in English, Math, Social Studies and Science and also participate in general education classes with accommodations and instructional support. All students in these programs have various pre-vocational, vocational and community opportunities as well.

The Keough Memorial Academy, KMA, is a public day-school approved by the Massachusetts Department of Elementary and Secondary Education (DESE). Students from Bellingham and several surrounding communities are educated in a small class environment with a range of educational and therapeutic services. Students are encouraged to work to their maximum potential while developing problem solving skills that will empower them to become productive, caring and successful contributors in our schools and society. Utilizing the Positive Behavioral Intervention System, the staff members at Keough Academy foster a holistic approach to learning and support the emotional and psychological needs of their students, as well as meet the educational requirements necessary for successful entry into a higher level of education or the workforce.

With the full support of the Superintendent of Schools, Dr. Peter Marano; the Assistant Superintendent for Curriculum and Instruction, Carolyn Rafferty, and all the Principals, the Department of Student Services continues to provide high quality educational programs and services for all our students. With continued collaboration, we are confident that our students will continue to receive a Free Appropriate Public Education (FAPE) that prepares them for further education, employment and independent living.

ENGLISH LEARNER DEPARTMENT

This year, our English Learner Department has welcomed two new staff members and eighteen new English language learners to our schools across the district. Our department staff is as follows:

Carolyn Rafferty, ELE Program Director
Marisa Nardo, ELE Program Coordinator
Justin Milligan, BHS ESL Teacher
Wendo Cardoso, BHS ESL Tutor
Ruby Shumaker, BMS ESL Teacher
Jennifer Ferreira, Stall Brook ESL Teacher

Cynthia Ossola-Brezack, Stall Brook ESL Tutor
Demetra Edwards, DiPietro ESL Teacher

As of December 1, 2022 we have ninety-two students with Limited English Proficiency that require direct and explicit English language instruction by a licensed English as a Second Language Teacher. Additionally, we have thirty-two students that have exited the program and still require monitoring for four years to ensure their success.

This year, we continue to implement new curriculum materials for English language development. These materials are published by Cengage, a division of National Geographic. We have also developed two English Language Development courses at our Bellingham High School to meet the needs of our newcomer population in grades eight through twelve. "Newcomers," are students that are new to United States schools and who have little or no English proficiency. Our new curriculum materials include resources to address the unique needs of newcomers and will be utilized across all of our schools as we welcome new students in our classrooms and begin supporting their acquisition of the English language.

This year, we continue to create opportunities for parent engagement. In spring 2022, we hosted an informational evening for ELE families with local organizations represented (public library and YMCA). In December 2022 we hosted a magic show and will plan another event in Spring 2023 for ELE families. Interpreters are present at all events to assist families and staff.

FEDERAL AND STATE PROJECT GRANTS

Listed below is a summary of Federal and State Project Grants received during the School/Fiscal year of July 1, 2022 to June 30, 2023.

	FEDERAL GRANTS	
1	Title IIA, Teacher Quality	\$43,182
2	Title III	\$12,665
3	IDEA	\$674,244
4	Early Childhood Special Education	\$29,468
5	Title I Distribution	\$259,208
6	Title IV, Student Support and Academic Enrichment	\$15,983
7	SEL & Mental Health	\$64,600
	SUB TOTAL FOR FEDERAL GRANTS	\$1,099,350
	STATE GRANTS	
1	Afterschool and Out-of-School Time Quality Enhancements - Continuation	\$40,000
2	Innovation Pathways Implementation and Support	\$75,000
	SUB TOTAL FOR STATE GRANTS	\$115,000
	TRUST GRANTS	
1	Metrowest Health Child & Youth Mental Health	\$18,200
	SUBTOTAL FOR TRUST GRANTS	\$18,200
	DISTRICT TOTAL FOR ALL GRANTS	\$1,232,550