

**BELLINGHAM NON-RESIDENTIAL BUILDING SEWER CONNECTION PERMIT
APPLICATION**

THIS SECTION TO BE COMPLETED BY PROPERTY OWNER:

I, _____, being the _____
(Print Name) (Owner/Agent of Owner/Title)

of the property at: _____, agrees to the following:
(Address)

To accept and abide by the provisions of the Sewer Use Regulations of the Town of Bellingham, and all other pertinent ordinances or regulations that may be adopted in the future.

I have made myself fully aware of the Sewer Use Regulations regarding pretreatments, and understand that if pretreatment is required, it must be installed before any connection to the sewers is allowed.

To maintain the building sewer on my property at no expense to the Town.

If I plan to make any interior plumbing changes, I will obtain a permit from the Town plumbing inspector's office. I understand that if the sewer inspector finds that a required permit has not been obtained, this violation will be reported to the proper authorities and I will be responsible for all penalties under the law.

Immediately upon becoming connected to the Town sewer, I will have my existing septic or cesspool pumped by a firm licensed to pump and haul septage by the Bellingham Board of Health, and from that date on, will be charged a sewer user fee.

That the sewer connection is for wastes water only. I will not connect any sump pump, cellar drain, or process waters to the sewer service pipe.

I will allow the inspection of this building and all sewer related facilities, at the time of construction and in the future, in accordance with the Sewer Use Regulations.

Failure to fill in each blank in this section will result in denial of this application.

I understand the if the sewer service connection is not installed below the basement floor of this building that I will be unable to install any plumbing fixtures in the basement of the building.

I will use _____ to pump my septic system.
(Septic Tank Pumping Co.)

This connection will service: _____ square feet and is used for _____,
(Type of Business)

which should produce a daily flow of sewage of _____ gallons per day. This flow estimation was determined by _____ with the assistance of _____.
(Applicant) (Engineering /Consultant)

I have read the above application and understand fully my responsibilities.

Signed _____ Title _____ Date _____

BELLINGHAM NON-RESIDENTIAL BUILDING SEWER CONNECTION PERMIT APPLICATION

THIS SECTION MUST BE COMPLETED BY A LICENSED DRAIN LAYER

I, _____ as _____
(Representative Name) (Title)

of _____ that presently holds an active drain layers license,
(Company Name)
am applying for a sewer connection permit for the construction of a sewer service connection to
_____, which is a/an (circle one) NEW / EXISTING building.
(address)

In consideration of the granting of this permit the undersigned agrees to the following:

To submit plans and specifications for the proposed building sewer attached hereunto as exhibit "A" (Sketch on attached sheet).

To have read and understood the Bellingham Service Connection Regulations and will abide by them.

I will not allow soil or debris to enter the Town's sewer system.

I will draw up an as-built drawing of the work I have performed. This plan will show: the building, the street, new sewer service pipe, measured ties and depth to top of pipe for: all bends, elbows, and clean outs. All ties must be measured from existing building corners.

I understand that if the as-built drawing is not received, or I have violated any other any other provisions of the Bellingham Service Connection Regulations, or this application, I will not be issued any further permits until situations are rectified and if not rectified within five (5) days, I risk possible revocation of my drain layers license.

To notify the Water & Sewer Department at 24 hours in advance of my starting work on a connection to the public sewer and one hour before an inspection of the pipe installation work is needed. I will not bury any portion of the installation until it is inspected by the Department.

No sewer installations will be allowed on weekends, holidays, and all inspections will be done between the hours of 8:00 am and 4:00 pm. Any excavation which must be left open overnight due to my inability to complete the necessary pipe work for inspection, during inspection hours, is fully my responsibility.

Acceptable permits will be available three business days from the date on which it was received by the Department. No work may be undertaken until the permit has been issued.

I understand that failure to complete all blank lines in this section will result in rejection of this permit application.

I understand that any change in the existing plumbing 10' from the outside of the foundation wall, into the building, requires approval by the plumbing inspector. I understand this permit will not be approved nor will future sewer permits be issued to me if the sewer inspector finds that a plumbing permit should have been attained and was not.

I have read the above application and understand fully my responsibilities.

**BELLINGHAM NON-RESIDENTIAL BUILDING SEWER CONNECTION PERMIT
APPLICATION**

Signed _____

Date _____

PROPERTY OWNERS AND DRAIN LAYERS MUST NOT WRITE ON THIS PAGE OF THE APPLICATION

----- **FOR DEPARTMENT USE ONLY** -----

APPLICATION RECEIPT:

Date of Permit Application Received: _____

Fee Received: \$ _____ by: _____ (Initials).

Location: _____ Account Number: _____

APPLICATION APPROVAL: (Accepted) / (Unaccepted) Circle One

PRETREATMENT APPROVAL: (WWWTP) / (CRPCD) Circle One Date: _____

NOTES: _____

Septage handler BOH approved: YES / NO. Sewer Flow _____ GPD

Application approved by: _____ Date: _____

INSTALLATION INSPECTION: (Accepted) / (Unacceptable) Circle One

Date Installed: _____ Inspector: _____

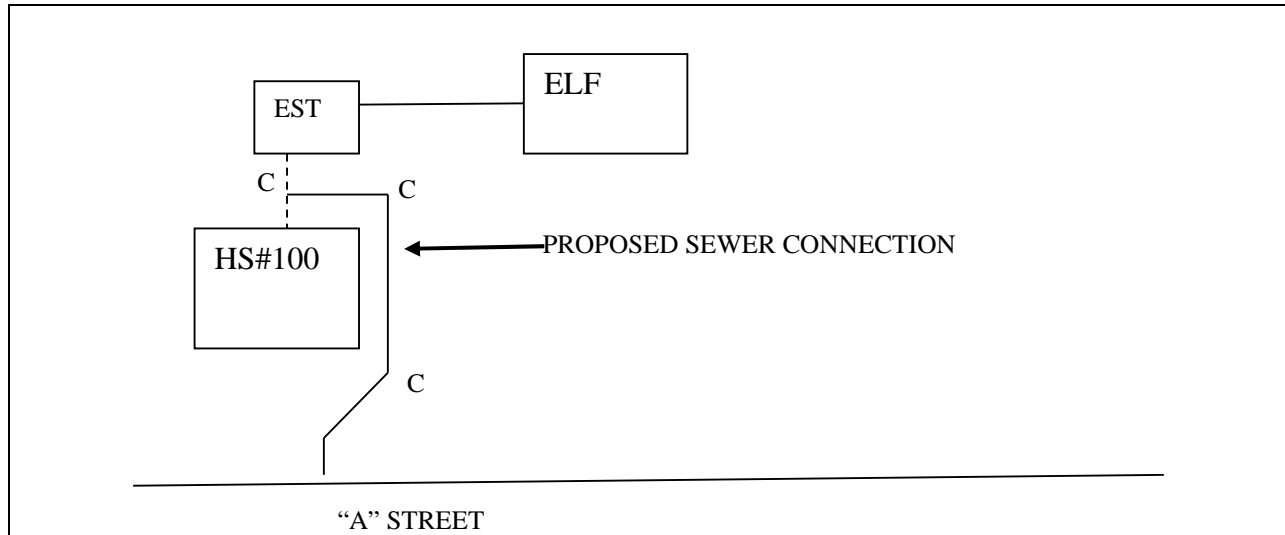
Notes: _____

Date As-Built Plan Received: _____ by: _____

**BELLINGHAM NON-RESIDENTIAL BUILDING SEWER CONNECTION PERMIT
APPLICATION**

SAMPLE SEWER CONNECTION SKETCH

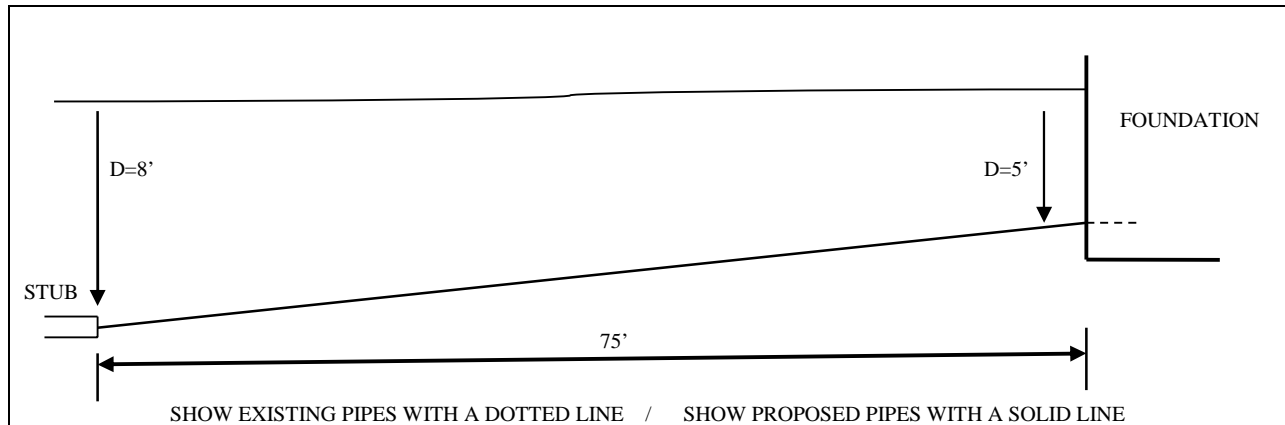
Plan View



PLAN VIEW SKETCH MUST SHOW THE FOLLOWING:

1. STREET NAME
2. HOUSE NUMBER
3. ALL BENDS AND CHANGES IN DIRECTION
4. CLEAN-OUTS MARKED WITH A "C"
5. EXISTING SEPTIC TANK MARKED WITH "EST"
6. EXISTING LEACHING FIELD MARKED WITH "ELF"

Profile View



PROFILE SKETCH MUST SHOW THE FOLLOWING:

1. FOUNDATION OF FOOTING
2. EXISTING OR PROPOSED INTERNAL BUILDING DRAIN
3. PROPOSED SEWER PIPE
4. EXISTING GROUND SURFACE
5. DEPTH OF THE SERVICE AT THE HOUSE
6. DEPTH OF THE SERVICE AT THE CONNECTIONS
7. ANY VERTICAL BENDS OR STREET NAME
8. LENGTH OF SERVICE CONNECTION

**BELLINGHAM NON-RESIDENTIAL BUILDING SEWER CONNECTION PERMIT
APPLICATION**


**NOTE: THIS PLAN AND PROFILE IS FOR PERMITTING ONLY AND IS NOT A SUBSTITUTE
FOR AS BUILT DRAWING UNTIL AND UNLESS TIE MEASUREMENTS ARE ADDED:**

Signed _____ Date _____
LICENSED DRAIN LAYER

PROPOSED SEWER CONNECTION
Plan View



Profile View



Sketch existing plumbing with dotted line -----
Sketch proposed plumbing with solid line _____