

THREE HUNDRETH AND THIRD

# ANNUAL REPORT

2  
0  
2  
1

B  
E  
L  
L  
I  
N  
G  
H  
A  
M

2  
0  
2  
1



Town of  
Bellingham  
2021

## **In Memoriam - 2021**

**Glenn Moody – Cultural Council**

**Barbara Lamoreaux – Ladies Auxiliary Fire Department**

**Robert Donahue – Historical Commission**

**Richard Singleton – Town Moderator; 2021 School Committee Candidate**

**Catherine Detore – Council on Aging**

**Beatrice Becker – Poll Worker/Town Meeting Teller**

**George Holmes – Conservation Commission**

**Bertha Kogut – Council on Aging**

**Lawrence Rigney – President, Bellingham High School Football Booster Club**

**William Simonson – Finance Committee**

**Carlton Patrick – Volunteer Fireman, Historical Commission**

**Roland Arcand – Superintendent, Parks & Recreation**

**Jean-Paul Trudel – Superintendent, Water & Sewer Department**

**Edwina Kirby – Bellingham DPW**

**Senior Sergeant Glen Whitten – Bellingham Police Department**

**Claire Cartier – Bellingham's First Female Police Officer (Badge #1)**

**Todd Erickson – Bellingham DPW Mechanic**

**Toni Picariello – Finance Committee/Community Activist**

**Robert A. Provost – Bellingham Fire Department**

**Kathryn E. Whiting – Historical Commission**

**Mark R. Ladouceur – Bellingham Housing Authority**

# Report of:

Town Clerk .....	1
Animal Control .....	65
Board of Health .....	67
Council on Aging .....	69
Cultural Council .....	73
Finance Committee .....	75
Finance Department .....	77
Fire Department .....	161
Historical Commission .....	167
Inspector of Buildings .....	169
Inspector of Plumbing and Gas .....	173
Inspector of Wiring .....	175
Norfolk County Mosquito Control .....	177
Planning Board .....	179
Police Department .....	183
Public Library .....	185
Public Works Department .....	191
Registry of Deeds .....	205
Selectboard .....	209
Town Common .....	211
Blackstone Valley Vocational Regional School District .....	213
School Committee, Superintendent of Schools and Administrative Staff .....	233

**ANNUAL REPORT**

**of the**

**TOWN CLERK**

**consisting of**

**ELECTED TOWN OFFICIALS**

**APPOINTED TOWN OFFICIALS**

**POPULATION STATISTICS**

**RECORDS OF TOWN MEETINGS**

**ELECTIONS**

**RECEIPTS**

**MARRIAGES - DEATHS**

**and**

**PUBLICATIONS OF TOWN BY-LAW AMENDMENTS**

**in the**

**TOWN OF BELLINGHAM**

**for the Year Ending December 31, 2021**



**TOWN OF BELLINGHAM**  
**2021 ELECTED OFFICIALS**

**SELECTMEN**

Michael J. Connor  
Donald F. Martinis  
Cynthia L. McNulty  
Daniel M. Spencer  
Kelly H. Grant

**TOWN CLERK**

Lawrence J. Sposato, Jr.

**MODERATOR**

Michael B. Carr

**SCHOOL COMMITTEE**

Jennifer L. Altomonte  
Lori Colombo  
Mark J. Flannery  
Erik Ormberg  
Michael J. Reed, Jr

**BLACKSTONE VALLEY VOCATIONAL REGIONAL  
SCHOOL DISTRICT COMMITTEE**

Joseph M. Hall

**PLANNING BOARD**

Brian T. Salisbury  
Dennis J. Trebino  
Philip Devine  
Elizabeth Berthelette  
William F. O'Connell, Jr.

**CONSTABLES**

David H. Brown  
Richard J. Martinelli  
William Paine  
William Roberts Sr.

**LIBRARY TRUSTEES**

Amy Bartelloni  
Carol Bird  
Laura M. Howard  
Nicole Buckley  
Suzanne Garten

## **2018 ELECTED TOWN OFFICIALS (con't)**

### **HOUSING AUTHORITY**

Linda L. Cartier  
Debra K. Sacco  
Christopher Remillard  
Randall E. Hall  
Sandra L. Tracy \* State Appointee

## **2021 APPOINTED TOWN OFFICIALS**

### **TOWN ADMINISTRATOR**

Denis C. Fraine

### **TOWN COUNSEL**

KP/LAW  
Lauren Goldberg

### **CHIEF FINANCIAL OFFICER**

Mary MacKinnon

### **TREASURER/COLLECTOR**

Sandra Matar

### **CHIEF OF POLICE**

Gerard L. Daigle, Jr.

### **FIRE CHIEF - FOREST FIRE CHIEF**

Steven P. Gentile

### **D.P.W. DIRECTOR**

Donald F. DiMartino

### **DIRECTOR OF COUNCIL FOR THE AGING**

Jocelyn Dutil

### **DIRECTOR OF LIBRARIES**

Bernadette D. Rivard

### **EXECUTIVE DIRECTOR HOUSING AUTHORITY**

Monique S. ~~Bergman~~

### **ANIMAL CONTROL OFFICER**

Cynthia A. Souza	Sam Taddeo
Gregory Giardino	Tracy Taddeo
Patrick Kelliher	Michael Taddeo

**BELLINGHAM EMERGENCY MANAGEMENT AGENCY**

Deputy Fire Chief Chris Milot, Director

**BOARD OF HEALTH**

Kelly A. McGovern

Patricia A. Leclair

Vincent A. Forte

**AGENT TO THE BOARD OF HEALTH (Burial Permits)**

Francis E. Cartier

Leslie A. Cartier

**HEALTH CONSULTANT**

Bruce E. Wilson, Jr.

**PUBLIC HEALTH NURSE**

Esther Martone

**BOARD OF REGISTRARS**

Lawrence J. Sposato, Jr.

Sandra L. Tracy

Suzanne Garten

William Bissonnette

**CAPITAL IMPROVEMENT COMMITTEE**

Daniel Spencer

Joseph Collamati

Kelly Grant

Kevin Clark

Roland A. Lavallee

**CEMETERY COMMITTEE & SEXTONS**

Francis E. Cartier

James L. Haughey

Alan Bogan

**CIVIL DEFENSE AUXILIARY POLICE**

James Eames, Chief

Earl J. Vater, Captain

John Kauker, IV, Lieutenant

Dana Lovejoy, Sgt.

Craig Riolo, Sgt

**AUXILIARY POLICE PATROLMEN**

Craig Riolo

John Kaulker

Robert Wheeler

Dana Lovejoy

Mark Rebello

William J. Mouyos

Greg Brown Steven Dejoie

### **CONSERVATION COMMISSION**

Anne M. Matthews, Administrator  
Arianne Barton  
Brian F. Norton  
Clifford A. Matthews  
Noel Lioce  
Michael O'Herron  
Neal D. Standley  
vacancy

### **COUNCIL FOR THE AGING**

Christine (Tina) Arsenault  
Kay Page  
Glenna Laverdiere  
Brenda Griffin  
Ming Ming He  
Tsune Roberts  
Wendy Wright  
Steven Racicot -Associate  
David Dunbar - Associate

### **CULTURAL COUNCIL**

Daniel McLaughlin  
Darrell Crow  
Linda Trudeau  
George Rezendes  
Sharon Blanchard  
Gilbert Trudeau  
Theresa McGlynn  
Terri Graham  
Joseph Woodman

### **FINANCE COMMITTEE**

John J. Allam  
Joseph Collamati  
Joyce Flannery  
Kevin Keppler  
Adam Thorell  
Jennifer Kuzmeskas  
Tina Griffin, Clerk

### **HISTORICAL COMMISSION**

Richard Marcoux	Bernadette Rivard
Franco A. Tocchi	Pamela Johnson
Steve Joanis	Marjorie Turner Hollman

**HUMAN RESOURCE DIRECTOR**

Beth Cornell-Smith

**INFORMATION TECHNOLOGY**

Karen Jasinski-Dutil, Director

Pamela Brodeur, Public Safety Network Administrator

**INSPECTOR OF BUILDINGS**

Timothy Aicardi

Stephen C. Johnson, Assistant

**INSPECTOR OF PLUMBING AND GAS**

Roger E. Gaboury, Inspector

Barry Iadarola, Assistant

Fran Sebio, Assistant

Jay B. Palermo, Assistant

Mike McKeown, Assistant

**INSPECTOR OF WEIGHTS AND MEASURES**

John B. Walsh

**INSPECTOR OF WIRES**

Eugene F. Reckert, Inspector

William Clinton, Assistant

**MEMORIAL AND VETERANS' DAY COMMITTEE**

James E. Hastings

Melinda Ehrman

Samuel E. Cowell

Lori Fafard

Paula A. Saliba

Thomas Earnst, Sr.

Brandon Perella

Kirk L. Crawford

Christopher Foley

Paul Thibeault

**METROPOLITAN AREA PLANNING COUNCIL REPRESENTATIVE**

James F. Sullivan

**NORFOLK COUNTY ADVISORY BOARD**

Lawrence J. Sposato, Jr.

**PARKS COMMISSION**

William L. Roberts, Sr., Chairman

Douglas C. Mangine

## **PRECINCT WARDENS & DEPUTY WARDENS**

<b>Precinct</b>	<b>Wardens</b>	<b>Deputy Wardens</b>
<i>1</i>	Alice H. Bissonnette	Drena Kearns
<i>2</i>	John Constantino	Carolyn J. Prescott
<i>3</i>	Ray A. Webb	vacant
<i>4</i>	Leonard Holden	vacant
<i>4A &amp; 5</i>	Diane Jacques	Shirley Parziale

## **TAX ASSESSORS**

Grace Devitt  
Tara A. Damiano  
Lynn Roy

## **TOWN COMMON TRUSTEES**

Barbara J. Eltzroth  
David Wyatt  
Joanne Arcand  
Lawrence J. Sposato, Jr.  
Leo Dalpe

## **TOWN MEETING TELLERS**

Alice H. Bissonnette, Head Teller

Alice A. Traudt	David Wyatt	Theresa McGlynn	Drena Kearns
	Leonard Holden	John Constantino	

## **TOWN PLANNER/ZONING COMPLIANCE OFFICER**

James Kupfer

## **VETERANS' AGENT AND DIRECTOR OF VETERANS' SERVICES**

Bob Greenhalgh

## **WORKER'S COMPENSATION AGENT**

Beth Cornell-Smith

## **ZONING BOARD OF APPEALS**

Arturo G. Paturzo	Rayan Shamas	<i>Alternate Members</i>
Brian T. Salisbury	Peter Gabrielle	Jason Berthelette
	Brian Wright	

## **ASSISTANT TOWN ACCOUNTANT**

Carol A. Mandile

## **DEPUTY TOWN ACCOUNTANT**

Christina Boyan

**ASSISTANT TOWN CLERK**

Ana P. Milot

**TREASURER-COLLECTOR OFFICE**

Sandra Matar, Treasurer/Collector  
Lindsey A. Gentile, Assistant Treasurer/Collector  
Michelle L. Nowlan, Assistant Treasurer/Collector  
Susan Silva, Clerk/Collector

**ADMINISTRATIVE ASSESSOR**

Elizabeth A. Cournoyer

**ADMINISTRATIVE ASSISTANT TO THE BOARD OF SELECTMEN**

Hilarie Allie

**ADMINISTRATIVE ASSISTANT TO D.P.W. DIRECTOR**

Tina Griffin

**MUNICIPAL CENTER ADMINISTRATIVE ASSISTANT**

Melissa Paquette

**ASSESSMENT TECHNICIAN – TAX ASSESSORS OFFICE**

Cheryl A. Hanly

**CLERK TO BOARD OF HEALTH**

Laura A. Renaud

**CLERK TO INSPECTOR OF BUILDINGS**

Michelle A. Brunelle

**CLERK TO PLANNING BOARD**

Amy Sutherland

**CLERK TO SCHOOL COMMITTEE**

Susan Robidoux

**CLERK TO ZONING BOARD OF APPEALS**

Amy Sutherland

**PLANNING BOARD ASSOCIATE MEMBER**

Robert Lussier

# TOWN OF BELLINGHAM

## OFFICIAL POPULATION STATISTICS

<u>CENSUS DATE</u>	<u>POPULATION</u>
May 25, 1765	468
March 29, 1776	627
January 1, 1978	14,619
January 1, 1979	14,692
January 1, 1980	14,476
January 1, 1981	14,339
January 1, 1982	14,209
January 1, 1983	14,098
January 1, 1984	14,107
January 1, 1985	13,981
January 1, 1986	13,911
January 1, 1987	14,001
January 1, 1988	14,140
January 1, 1989	14,404
January 1, 1990	14,375
January 1, 1991	14,319
January 1, 1992	14,187
January 1, 1993	14,275
January 1, 1994	14,217
January 1, 1995	14,251
January 1, 1996	14,525
January 1, 1997	14,590
January 1, 1998	14,686
January 1, 1999	14,767
January 1, 2000	15,027
January 1, 2001	15,075
January 1, 2002	15,093
January 1, 2003	15,301
January 1, 2004	15,347
January 1, 2005	15,504
January 1, 2006	15,645
January 1, 2007	15,714
January 1, 2008	15,787
January 1, 2009	15,828
January 1, 2010	15,867
January 1, 2011	15,950
January 1, 2012	15,746
January 1, 2013	15,820
January 1, 2014	15,612
January 1, 2015	15,633
January 1, 2016	16,070
January 1, 2017	15,652
January 1, 2018	15,638
January 1, 2019	15,332
January 1, 2020	15,934
January 1, 2021	16,353



# TOWN OF BELLINGHAM

## OFFICIAL FEDERAL POPULATION STATISTICS

<u>CENSUS DATE</u>	<u>POPULATION</u>
August 1, 1790	735
August 1, 1800	704
August 1, 1810	766
August 1, 1820	1,034
June 1, 1830	1,102
June 1, 1840	1,055
June 1, 1850	1,281
June 1, 1860	1,313
June 1, 1870	1,282
June 1, 1880	1,223
June 1, 1890	1,334
June 1, 1900	1,682
April 15, 1910	1,696
January 1, 1920	2,102
April 1, 1930	3,189
April 1, 1940	2,979
April 1, 1950	4,100
April 1, 1960	6,774
April 1, 1970	13,967
April 1, 1980	14,300
April 1, 1990	14,877
April 1, 2000	15,314
April 1, 2010	16,332
April 1, 2020	16,945

**ANNUAL TOWN MEETING**


**MAY 26, 2021**

**At 7:30 PM**

I hereby certify that the following pages, 1 through 27,  
inclusive, are a true record of the motions adopted by  
voters of the Town of Bellingham, at the Annual Town  
Meeting convened on Wednesday, May 26, 2021 at 7:30 PM.

A true copy.

ATTEST:



Lawrence J. Sposato, Jr.

Bellingham Town Clerk

**COMMONWEALTH OF MASSACHUSETTS**

**TOWN OF BELLINGHAM**

**WARRANT FOR ANNUAL TOWN MEETING**

**Norfolk, ss:**

**To either of the Constables of the Town of Bellingham, in the County of Norfolk;**

**GREETINGS:**

**In the name of the Commonwealth of Massachusetts, you are hereby directed to notify and warn the inhabitants of said Town, qualified to vote in elections and in Town affairs to meet at the**

**BELLINGHAM HIGH SCHOOL**

**At 60 Blackstone Street in said Bellingham, on Wednesday, the twenty-sixth day of May 2021, at 7:30 p.m., then and there to act on the following articles:**

# ARTICLE 1. FY2022 OPERATING BUDGET

To see what sums the Town will vote to raise and appropriate by taxation, by transfer from available funds, and/or otherwise for the following purposes, to include determining the expenses and salaries of the various elected and appointed Town Officers for the period commencing July 1, 2021 through June 30, 2022, or act to do anything in relation thereto.

1. All travel expenses are paid at the rate of \$ .56 per mile. No travel expenses shall be paid except upon receipt of vouchers showing dates, expenses incurred and the number of miles traveled.

2. Salaries under negotiation have been level funded.

3. All dollar amounts listed have been rounded to the nearest whole dollar.

Account Description	Actual FY2019	Actual FY2020	Budget FY2021	Department Head Requested FY2022	Board of Selectmen Recommended FY2022	% Change FinCom vs. FY2021 budget	Finance Committee's Recommendations FY2022
<b>114 TOWN MEETING MODERATOR</b>							
Elected/Appointed Salaries	\$0	\$0	\$0	\$0	\$0	0.00%	\$0
Expenses	\$0	\$0	\$350	\$350	\$350	0.00%	\$350
Total 114	\$0	\$0	\$350	\$350	\$350	0.00%	\$350
<b>122 SELECTMEN</b>							
Elected/Appointed Salaries	\$9,663	\$10,187	\$12,900	\$12,900	\$12,900	0.00%	\$12,900
Salaries	\$59,174	\$53,060	\$54,390	\$54,663	\$56,663	4.18%	\$56,663
Expenses	\$31,835	\$38,275	\$52,256	\$49,206	\$49,206	-5.84%	\$49,206
Total 122	\$102,672	\$101,522	\$119,546	\$116,769	\$118,769	-0.65%	\$118,769
<b>123 TOWN ADMINISTRATOR</b>							
Salaries/Clerical Support	\$176,978	\$187,040	\$194,047	\$200,810	\$201,325	3.75%	\$201,325
Expenses	\$2,259	\$2,331	\$3,012	\$3,012	\$3,012	0.00%	\$3,012
Total 123	\$179,237	\$189,371	\$197,059	\$203,822	\$204,337	3.69%	\$204,337
<b>131 FINANCE COMMITTEE</b>							
Salaries	\$3,820	\$3,820	\$3,820	\$3,820	\$3,820	0.00%	\$3,820
Expenses	\$1,148	\$1,414	\$1,575	\$1,575	\$1,575	0.00%	\$1,575
Total 131	\$4,968	\$5,234	\$5,395	\$5,395	\$5,395	0.00%	\$5,395

Account Description	Actual FY2019	Actual FY2020	Budget FY2021	Department Head Requested FY2022	Board of Selectmen Recommended FY2022	% Change Fm Com vs. FY2021 budget	Finance Committee's Recommendations FY2022
<b>154 MANAGEMENT INFORMATION SYSTEMS</b>							
Salaries	\$153,229	\$158,346	\$166,197	\$173,242	\$176,410	6.15%	\$176,410
Expenses	\$235,134	\$275,036	\$303,479	\$338,620	\$338,620	11.58%	\$338,620
Total 154	\$388,363	\$433,382	\$469,676	\$511,862	\$515,030	9.66%	\$515,030
<b>156 TAX TITLE FORECLOSURE</b>							
Expenses	\$79,690	\$14,606	\$55,000	\$55,000	\$55,000	0.00%	\$55,000
Total 156	\$79,690	\$14,606	\$55,000	\$55,000	\$55,000	0.00%	\$55,000
<b>161 TOWN CLERK</b>							
Elected/Appointed Salaries	\$70,862	\$65,000	\$69,000	\$74,000	\$74,000	7.25%	\$74,000
Salaries	\$41,224	\$45,547	\$49,955	\$52,307	\$53,333	6.76%	\$53,333
Expenses	\$16,719	\$6,054	\$20,050	\$15,300	\$15,300	-23.69%	\$15,300
Total 161	\$128,805	\$116,601	\$139,005	\$141,607	\$142,633	2.61%	\$142,633
<b>162 ELECTIONS</b>							
Salaries	\$35,230	\$33,069	\$42,900	\$30,100	\$30,100	-29.84%	\$30,100
Expenses	\$14,182	\$16,601	\$30,200	\$17,000	\$17,000	-43.71%	\$17,000
Total 162	\$49,712	\$49,670	\$73,100	\$47,100	\$47,100	-35.57%	\$47,100
<b>163 REGISTRATION</b>							
Salaries	\$1,400	\$1,400	\$0	\$0	\$0	0.00%	\$0
Expenses	\$8,077	\$8,077	\$0	\$0	\$0	0.00%	\$0
Total 163	\$9,477	\$9,477	\$0	\$0	\$0	0.00%	\$0
<b>171 CONSERVATION COMMISSION</b>							
Elected/Appointed Salaries	\$7,000	\$7,000	\$7,000	\$7,000	\$7,000	0.00%	\$7,000
Salaries	\$41,891	\$43,297	\$44,383	\$44,355	\$45,747	3.07%	\$45,747
Expenses	\$1,924	\$6,057	\$17,656	\$14,041	\$14,041	-20.47%	\$14,041
Total 171	\$50,815	\$56,354	\$69,039	\$65,396	\$66,788	-2.26%	\$66,788

Account Description	Actual FY2019	Actual FY2020	Budget FY2021	Department Head Requested FY2022	Board of Selectmen Recommended FY2022	% Change FinCom vs. FY2021 budget	Finance Committee's Recommendations FY2022
195 MEDICARE/EMPLOYER SHARE							
Expenses	\$472,951	\$483,517	\$503,920	\$524,000	\$524,000	3.98%	\$524,000
Total 195	\$472,951	\$483,517	\$503,920	\$524,000	\$524,000	3.98%	\$524,000
196 TOWN REPORTS							
Expenses	\$2,220	\$1,750	\$3,000	\$3,000	\$3,000	0.00%	\$3,000
Total 196	\$2,220	\$1,750	\$3,000	\$3,000	\$3,000	0.00%	\$3,000
197 PHYSICAL/OCCUPATIONAL HEALTH							
Expenses	\$38,061	\$28,185	\$39,700	\$39,700	\$39,700	0.00%	\$39,700
Total 197	\$38,061	\$28,185	\$39,700	\$39,700	\$39,700	0.00%	\$39,700
210 POLICE DEPARTMENT							
Salaries	\$3,069,491	\$3,102,853	\$3,196,434	\$3,233,606	\$3,338,630	4.45%	\$3,338,630
Expenses	\$250,378	\$191,252	\$237,652	\$226,618	\$226,618	-4.64%	\$226,618
Total 210	\$3,319,869	\$3,294,105	\$3,434,087	\$3,460,224	\$3,565,248	3.82%	\$3,565,248
220 FIRE DEPARTMENT							
Salaries	\$2,709,312	\$2,696,060	\$2,636,862	\$2,897,117	\$2,950,152	11.88%	\$2,950,152
Expenses	\$257,418	\$224,327	\$337,296	\$436,346	\$436,346	29.37%	\$436,346
Total 220	\$2,966,730	\$2,920,387	\$2,974,158	\$3,333,463	\$3,386,498	13.86%	\$3,386,498
251 TOWN INSPECTOR							
Salaries	\$147,963	\$161,973	\$189,163	\$189,981	\$192,759	1.90%	\$192,759
Expenses	\$5,186	\$7,594	\$11,252	\$11,052	\$11,052	-1.78%	\$11,052
Total 251	\$153,149	\$169,567	\$200,415	\$201,033	\$203,811	1.69%	\$203,811
253 INSPECTOR OF PLUMBING AND GAS							
Salaries	\$29,862	\$31,672	\$29,382	\$29,121	\$29,693	1.06%	\$29,693
Expenses	\$226	\$75	\$400	\$400	\$400	0.00%	\$400
Total 253	\$30,088	\$31,747	\$29,782	\$29,521	\$30,093	1.04%	\$30,093

Account Description	Actual FY2019	Actual FY2020	Budget FY2021	Department Head Requested FY2022	Board of Selection Recommended FY2022	% Change FinCom vs. FY2021 Budget	Finance Committee's Recommendations FY2022
<b>422 HIGHWAY</b>							
Salaries	\$298,138	\$249,930	\$255,766	\$258,535	\$260,075	1.68%	\$260,075
Expenses	\$549,159	\$470,640	\$544,744	\$920,132	\$920,132	8.92%	\$920,132
Total 422	\$847,297	\$720,570	\$1,100,510	\$1,178,667	\$1,180,207	7.24%	\$1,180,207
<b>423 SNOW AND ICE REMOVAL</b>							
Salaries	\$99,291	\$65,611	\$39,200	\$39,200	\$39,200	0.00%	\$39,200
Expenses	\$437,936	\$377,256	\$220,800	\$220,800	\$220,800	0.00%	\$220,800
Total 423	\$537,227	\$442,867	\$260,000	\$260,000	\$260,000	0.00%	\$260,000
<b>424 STREET LIGHTING</b>							
Expenses	\$145,933	\$158,640	\$155,000	\$155,000	\$155,000	0.00%	\$155,000
Total 424	\$145,933	\$158,640	\$155,000	\$155,000	\$155,000	0.00%	\$155,000
<b>426 GAS AND OIL</b>							
Expenses	\$163,554	\$145,139	\$168,006	\$168,006	\$168,006	0.00%	\$168,006
Total 426	\$163,554	\$145,139	\$168,006	\$168,006	\$168,006	0.00%	\$168,006
<b>439 SANITARY LANDELL</b>							
Expenses	\$10,000	\$10,000	\$0	\$0	\$0	0.00%	\$0
Total 439	\$10,000	\$10,000	\$0	\$0	\$0	0.00%	\$0
<b>490 STORMWATER MANAGEMENT</b>							
Salaries	\$261,400	\$261,400	\$0	\$0	\$0	0.00%	\$0
Expenses	\$217,433	\$217,433	\$0	\$0	\$0	0.00%	\$0
Total 510	\$478,833	\$478,833	\$0	\$0	\$0	0.00%	\$0
<b>491 CEMETERY</b>							
Elected/Appointed Salaries	\$3,600	\$3,600	\$4,800	\$4,800	\$4,800	0.00%	\$4,800
Expenses	\$5,179	\$2,186	\$4,201	\$4,201	\$4,201	0.00%	\$4,201
Total 491	\$8,779	\$5,786	\$9,001	\$9,001	\$9,001	0.00%	\$9,001

Account Description	Actual FY2019	Actual FY2020	Budget FY2021	Department Head Requested FY2022	Board of Selectmen Recommended FY2022	% Change Fin Com vs. FY2021 budget	Finance Committee's Recommendations FY2022
<b>651 CULTURAL COUNCIL</b>							
Salaries	\$7,500	\$5,625	\$7,500	\$7,500	\$7,500	0.00%	\$7,500
Expenses	\$0	\$0	\$0	\$0	\$0	0.00%	\$0
Total 651	\$7,500	\$5,625	\$7,500	\$7,500	\$7,500	0.00%	\$7,500
<b>660 MEMORIAL DAY/VETERANS DAY</b>							
Expenses	\$14,941	\$10,944	\$15,000	\$15,000	\$15,000	0.00%	\$15,000
Total 660	\$14,941	\$10,944	\$15,000	\$15,000	\$15,000	0.00%	\$15,000
<b>750 DEPT SERVICE</b>							
Expenses- Principal	\$4,283,473	\$4,697,851	\$4,837,338	\$3,608,884	\$3,608,884	-23.40%	\$3,608,884
Expenses- Interest	\$1,290,949	\$1,184,255	\$1,659,857	\$894,731	\$894,731	-46.10%	\$894,731
Total 750	\$5,574,422	\$5,882,106	\$6,497,195	\$4,503,615	\$4,503,615	-30.68%	\$4,503,615
<b>989 OPER TRUST</b>							
Transfer	\$0	\$50,000	\$25,000	\$50,000	\$50,000	100.00%	\$50,000
Total 989	\$0	\$50,000	\$25,000	\$50,000	\$50,000	100.00%	\$50,000
<b>990 WORKERS COMPENSATION</b>							
Transfer	\$0	\$0	\$0	\$25,000	\$25,000	0.00%	\$25,000
Total 990	\$0	\$0	\$0	\$25,000	\$25,000	0.00%	\$25,000
<b>991 UNEMPLOYMENT TRUST</b>							
Transfer	\$0	\$300,000	\$0	\$0	\$0	0.00%	\$0
Total 991	\$0	\$300,000	\$0	\$0	\$0	0.00%	\$0
<b>992 GROUP INSURANCE TRUST FUND</b>							
Transfer	\$6,600,000	\$6,600,000	\$6,600,000	\$7,100,000	\$7,100,000	7.58%	\$7,100,000
Total 992	\$6,600,000	\$6,600,000	\$6,600,000	\$7,100,000	\$7,100,000	7.58%	\$7,100,000
<b>994 MUNICIPAL INSURANCE TRUST</b>							
Transfer	\$0	\$0	\$0	\$50,000	\$50,000	0.00%	\$50,000
Total 994	\$0	\$0	\$0	\$50,000	\$50,000	0.00%	\$50,000



Account Description	Actual FY2019	Actual FY2020	Budget FY2021	Department Head Requested FY2022	Board of Selectmen Recommended FY2022	% Change Fin Com vs. FY2021 budget	Finance Committee's Recommendations FY2022
<b>ARTICLE 2. TRASH ENTERPRISE</b>							
To see what sums the Town will vote to raise and appropriate for the Trash Enterprise for a period commencing July 1, 2021 through June 30, 2022; or act or do anything in relation thereto. (By Board of Selectmen)							
<b>100 Trash - Operating Expenses (430 Solid Waste Collection/Disposal)</b>							
Elected/Appointed Salaries	\$42,780	\$34,309	\$60,365	\$62,278	\$63,220	4.73%	\$63,220
Expenses	\$1,547,515	\$1,551,887	\$1,805,030	\$1,736,530	\$1,736,530	-3.79%	\$1,736,530
Total 430	\$1,590,295	\$1,586,196	\$1,865,395	\$1,798,808	\$1,799,750	-3.52%	\$1,799,750

**RECOMMENDED by the Finance Committee.**

Funding: \$1,755,571 from Trash Enterprise Receipts and \$44,179 appropriated in the General Fund for indirect costs funded from Trash Receipts

**MOTION:** I move that the Town vote to appropriate the sum of \$1,799,750 for the Trash Enterprise for a period commencing July 1, 2021 through June 30, 2022; said sum to be raised from Trash Receipts and to be expended in the following manner:

Salaries ^\$63,220  
Expenses ^\$1,736,530 of which \$44,179 shall be appropriated in the general fund and funded from Trash Receipts  
For a total of ^\$1,799,750

Motion made by Michael Connor, and seconded.

Motion passed by majority vote: 55 Yes/3 No

<b>ARTICLE 3. WATER ENTERPRISE</b>							
To see what sums the Town will vote to raise and appropriate for the Water Enterprise for a period commencing July 1, 2021 through June 30, 2022; or act or do anything in relation thereto. (By Board of Selectmen)							
<b>200 Water - Operating Expenses (450 Water Operating)</b>							
Elected/Appointed Salaries	\$941,058	\$1,019,774	\$1,101,462	\$1,140,073	\$1,145,809	4.03%	\$1,145,809
Expenses	\$1,829,406	\$2,039,414	\$2,241,112	\$2,451,160	\$2,451,160	9.37%	\$2,451,160
Total 450	\$2,770,464	\$3,059,188	\$3,342,574	\$3,591,233	\$3,596,969	7.61%	\$3,596,969

**RECOMMENDED by the Finance Committee.**

Funding: \$3,101,523 from Water Enterprise Receipts and \$495,441 appropriated in the General Fund for indirect costs funded from Water Receipts

**MOTION:** I move the Town vote to appropriate the sum of \$3,596,969 for the Water Enterprise for a period commencing July 1, 2021 through June 30, 2022; said sum to be raised from Water Enterprise receipts and to be expended in the following manner:

Salaries \$1,145,809  
Expenses \$2,451,160, of which \$495,441 shall be appropriate in general fund and funded from Water Receipts  
For a total \$3,596,969

Motion made by Michael Connor, and seconded.

Motion passed by majority vote: 51 Yes/6 No

## **ARTICLE 6. CONVEYANCES AND EASEMENTS**

To see if the Town will vote to authorize the Board of Selectmen to accept by gift and/or purchase conveyances or easements for sewers, water lines, retaining walls and streets, and to raise and appropriate by taxation, by transfer from available funds, by borrowing or otherwise, a sum of money to carry out said purposes; or act or do anything in relation thereto.

(By: Board of Selectmen)

*RECOMMENDED by the Finance Committee 5/0*

**MOTION:** I move the Town vote to authorize the Board of Selectmen to accept, by gift, any conveyances or easements for sewers, water lines, retaining walls and streets.

Motion made by Michael Connor, and seconded.

Motion passed by majority vote: 42 Yes/14 No

## **ARTICLE 7. PURCHASE OF SURPLUS EQUIPMENT**

To see if the Town will vote to raise and appropriate by taxation, by transfer from available funds, by borrowing or otherwise, a sum of money and to authorize the DPW Director, in conjunction with other Town Departments, to purchase surplus government equipment for the Town; or act or do anything in relation thereto.

(By: Board of Selectmen)

*RECOMMENDED by the Finance Committee 5/0*

**MOTION:** A motion was made to pass over article, and seconded.  
Motion passed by unanimous voice vote.

## **ARTICLE 8. TOWN PROPERTY AUCTION**

To see if the Town will vote to authorize the Board of Selectmen to sell at public auction any of the property which the Town may have acquired or may hereafter acquire through proceedings based upon non-payment of taxes or under proceedings for the sale of lands of low value, to impose upon the property so sold such restrictions, reservations or conditions as shall be deemed expedient, and to execute quitclaim deeds and other instruments thereto; or act or do anything in relation thereto.

(By: Board of Selectmen)

*RECOMMENDED by the Finance Committee 5/0*

**MOTION:** A motion was made to pass over article, and seconded.  
Motion passed by unanimous voice vote.

#### **ARTICLE 11. AMEND FY2021 TRASH ENTERPRISE BUDGET**

To see if the Town will vote to amend Article 2 of the 2020 Annual Town Meeting by reducing, adding to, deleting, amending appropriations or transferring funds from various sources into items within said Article 2; or act or do anything in relation thereto.

(By: Board of Selectmen)

*The Finance Committee took No Action at this time, as they were informed the Article would be passed over*

**MOTION:** A motion was made to pass over article, and seconded.  
Motion passed by unanimous voice vote.

#### **ARTICLE 12. AMEND FY2021 WATER ENTERPRISE BUDGET**

To see if the Town will vote to amend Article 3 of the 2020 Annual Town Meeting by reducing, adding to, deleting, amending appropriations or transferring funds from various sources into items within said Article 3; or act or do anything in relation thereto.

(By: Board of Selectmen)

*The Finance Committee took No Action at this time, as they were informed the Article would be passed over*

**MOTION:** A motion was made to pass over article, and seconded.  
Motion passed by unanimous voice vote.

#### **ARTICLE 13. AMEND FY2021 SEWER ENTERPRISE BUDGET**

To see if the Town will vote to amend Article 4 of the 2020 Annual Town Meeting by reducing, adding to, deleting, amending appropriations or transferring funds from various sources into items within said Article 4; or act or do anything in relation thereto.

(By: Board of Selectmen)

*The Finance Committee took No Action at this time, as they were informed the Article would be passed over*

**MOTION:** A motion was made to pass over article, and seconded.  
Motion passed by unanimous voice vote.

# **ARTICLE 16. NON-CAPITAL OUTLAY – (Expenditures of Less Than \$50,000)**

To see if the Town will vote to raise and appropriate a sum of money and to determine how such appropriation shall be raised, whether by transfer of available funds, by taxation, by borrowing or otherwise, and if by borrowing to authorize the issuance and sale of general obligation bonds or notes of the Town therefore for the purpose of financing the purchase of various non-capital outlay items or improvements proposed by Town Departments, Boards or Committees, and, as may be appropriate, to authorize the Board of Selectmen to enter into lease/purchase agreements of up to or exceeding three years; or act or do anything in relation thereto.

(By: Board of Selectmen)

*The Finance Committee's Recommendations are listed below:*

Department	Capital Request	Amount	Funding
Police	Repeater / Receiver Upgrade	\$40,392	Free Cash
<i>RECOMMENDED by the Finance Committee 6/0</i>			
Clerk	Digital Tabulator	\$5,000	Free Cash
<i>RECOMMENDED by the Finance Committee 6/0</i>			
Animal Control	Truck Replacement – Cost for truck is shared with the Town of Franklin (\$20,000 each Town)	\$20,000	Free Cash
<i>RECOMMENDED by the Finance Committee 6/0</i>			
Fire	Brush Truck – Replace an F350 with an F550	\$49,905	Free Cash
<i>RECOMMENDED by the Finance Committee 6/0</i>			
Treasurer	Software Modifications for Forms and Online Procedures	\$7,500	Free Cash
<i>RECOMMENDED by the Finance Committee 6/0</i>			
<b>TOTAL – Free Cash</b>		<b>\$122,797</b>	

**MOTION:** I move the Town vote to appropriate the total sum of \$122,797 from Free Cash for the purpose of funding various projects, including all incidental and related expenses, as follows:

Department	Capital Request	Amount	Funded From
Police	Repeater / Receiver Upgrade	\$40,392	Free Cash
Clerk	Digital Tabulator	\$5,000	Free Cash
Animal Control	Truck Replacement – Cost for truck is shared with the Town of Franklin (\$20,000 each Town)	\$20,000	Free Cash

## ARTICLE 18. AMENDMENT OF ZONING BYLAW

To see if the Town will vote to amend the Zoning Bylaw by deleting Section 240-101 in its entirety; deleting the word "townhouses," from Section 240-100; deleting the words "townhouse dwellings and other" from Section 240-109; and deleting "Townhouse" listed under "RESIDENTIAL USES" of Section 240-31; all as set forth in a document on file with the Town Clerk; or act or do anything in relation thereto.

(By: Planning Board)

*RECOMMENDED by the Finance Committee 5/0*  
*RECOMMENDED by the Planning Board 5/0*

### MOTION:

I move the Town vote to amend the Zoning Bylaw by deleting Section 240-101 in its entirety; deleting the word "townhouses," from Section 240-100; deleting the words "townhouse dwellings and other" from Section 240-109; and deleting "Townhouse" listed under "RESIDENTIAL USES" of Section 240-31; all as set forth in a document on file with the Town Clerk.

Motion made by William F. O'Connell, and seconded.

Motion passed 48 Yes/7 No, surpassing the two-thirds requirement.

## ARTICLE 19. SOUTH MAIN STREET PROJECT ACQUISITION OF LAND AND EASEMENTS

To see if the Town will vote to authorize the Board of Selectmen to acquire, by purchase, gift, and/or eminent domain, such lands and/or such permanent and temporary easements as may be necessary or convenient to undertake the Route 126 South Main Street Project (Douglas Drive to Mechanic Street), in, on and under the parcels of land approximately shown on a plan entitled "Massachusetts Department of Transportation Highway Division Plan and Profile of Route 126 South Main Street in the town of Bellingham Norfolk County Federal Aid Project No 608887 Right of Way", prepared by CHA, a copy of which is on file with the Office of the Town Clerk, as said plan may be amended from time to time and/or replaced by an easement plan, and land within 200 feet of said parcels, and, further, to raise and appropriate funds or transfer from available funds a sum of money for the foregoing purposes and costs incidental or related thereto; or act or do anything in relation thereto.

(By: DPW Director)

*RECOMMENDED by the Finance Committee 4/0*

Funding as listed below:

Department	Amount	Funding Source
DPW — Easements	\$180,000	Free Cash

**ARTICLE 21. HARPIN STREET – SNETT ACCESS LAND GRANT, PARKING AND DRIVEWAY EASEMENT**

To see if the Town will vote to authorize the Board of Selectmen to grant and convey to the Massachusetts Department of Conservation and Recreation (MassDCR) a parcel of Town-owned land located in the area east of South Main Street, north of Harpin Street, south of the SNETT Trail, and west of the DiPietro Elementary and Keogh School buildings, as shown on a plan entitled "Article 97 Plan of Land Route 126 – South Main Street Bellingham MA, Norfolk County", dated December 12, 2019, prepared by SMC Surveying and Mapping Consultants, a vote on similar plan of land was taken and approved at the May 27, 2015 Annual Town Meeting (Article 15), and to grant the MassDCR an easement to use the existing driveway exit road on the DiPietro Elementary School located at 70 Harpin Street (Assessors Map 86 Parcel 42), the foregoing conveyance being intended as an exchange of lands necessary to comply with the transfer of Article 97 lands, and to authorize the Board of Selectmen to execute any and all documents and take any actions necessary to effectuate the purposes of this article; or act or do anything in relation thereto.

(By: DPW Director)

*RECOMMENDED by the Finance Committee 5/0*

**MOTION:** I move the Town vote to Article 21 all as set forth in the Report and Recommendations of the Finance Committee.

Motion made by Cynthia McNulty, and seconded.

Motion passed by majority vote: 50 Yes/6 No

**ARTICLE 22. LEASE OF TOWN LAND**

To see if the Town will vote to transfer the care, custody and control of the Town-owned property located at 119 South Maple Street (Closed Landfill and Recycling Center) identified on Assessor's Map 61 as Parcel 1A and described in a deed recorded at the Norfolk County Registry of Deeds in Book 4992 Page 657, from the Board of Selectmen for sanitary landfill purposes to the Board of Selectmen for such purposes and for the development of a composting and wood waste processing operation thereon, and, further, to authorize the Board of Selectmen to lease said property for a term of up to ten (10) years and on such other terms and conditions as the Board of Selectmen deems in the best interests of the Town; or act or do anything in relation thereto.

(By: DPW Director)

*RECOMMENDED by the Finance Committee 5/0*

I move the Town vote to approve Article 22 all as set forth in the Report and Recommendations of the Finance Committee.

Motion made by Cynthia McNulty, and seconded.

Motion passed 55 Yes/2 No, surpassing the required two-thirds.

**MOTION:** I move the Town vote to approve Article 24 all as set forth in the Report and Recommendations of the Finance Committee.

Motion made by Cynthia McNulty, and seconded.

Motion passed by majority vote: 49 Yes/5 No

**ARTICLE 25. ADOPT MGL ch. 44 s 70, PAYMENT FOR MUNICIPAL PROGRAMS**

I move the Town vote to approve Article 25 all as set forth in the Report and Recommendations of the Finance Committee.

Motion made by Cynthia McNulty, and seconded.

Motion passed by majority vote: 52 Yes/3 No

(By: Board of Selectmen)

*RECOMMENDED by the Finance Committee 5/0*

**MOTION:** I move the Town vote to approve Article 25 all as set forth in the Report and Recommendations of the Finance Committee.

Motion made by Cynthia McNulty

Motion passed by majority vote: 52 Yes/3 No

**ARTICLE 26. TRANSFER TO STABILIZATION FUND**

To see if the Town will vote to raise and appropriate a sum of money by taxation, by transfer from available funds, or otherwise for the purpose of funding the Stabilization Fund; or act or do anything in relation thereto.

(By: Board of Selectmen)

*RECOMMENDED by the Finance Committee 5/0*

Funding as listed below:

Funding Source	Description	Amount
Free Cash	Transfer to Stabilization Fund	\$100,000

I move the Town vote to appropriate the sum of \$100,000 from Free Cash and to transfer said sum to the Stabilization Fund.


Motion made by Cynthia McNulty, and seconded.


Motion passed by majority vote: 48 Yes/6 No

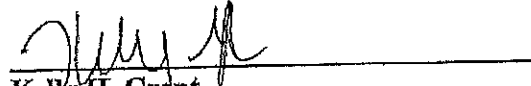
And you are directed to serve this Warrant, by posting attested copies thereof at Town Hall and in other municipal buildings throughout Town sixty days, at least, before the time and place of meeting as aforesaid.

Hereof, fail not and make due return of this Warrant, with your doings thereon, to the Town Clerk, at the time and place of meeting as aforesaid.  
Given under our hands this 24<sup>th</sup> day of March in the year of our Lord, Two Thousand Twenty One.

  
\_\_\_\_\_  
Michael J. Connor, Chairman

  
\_\_\_\_\_  
Cynthia L. McNulty, Vice Chairwoman

  
\_\_\_\_\_  
Daniel M. Spencer

\_\_\_\_\_  
Donald F. Martinis  
  
\_\_\_\_\_  
Kelly H. Grant


BOARD OF SELECTMEN

### RETURN ON THE WARRANT

Norfolk, ss:

Pursuant to the within Warrant, I have notified and warned the inhabitants of the Town of Bellingham by posting attested copies of the same at Town Hall and in other municipal buildings throughout Town, in accordance with Town Bylaws.

3/25/2021  
\_\_\_\_\_  
Date

  
\_\_\_\_\_  
Constable of Bellingham





## TOWN OF BELLINGHAM

### OFFICE OF TOWN CLERK

Bellingham Municipal Center  
10 Mechanic Street  
Bellingham, MA 02019


Town Clerk  
Lawrence J. Sposato, Jr.

Tel: 508-657-2830  
Fax: 508-657-2832

I hereby certify that the attached report, pages 1 through 25, are a true representation of Bellingham's Annual Fall Town Meeting. The meeting was held on Wednesday, November 17, 2021, commencing at 7:40 PM, and adjourned at 9:20 PM.

There were 119 eligible votes in attendance at the Town Meeting.

Article 19 "Unpaid Bills" was the only article that was reconsidered, ultimately failing to be approved.

  
Lawrence J. Sposato, Jr.  
Bellingham Town Clerk

A TRUE COPY  
ATTEST:

NOV 24 2021

  
Bellingham Town Clerk

**COMMONWEALTH OF MASSACHUSETTS**

**TOWN OF BELLINGHAM**

**WARRANT FOR FALL TOWN MEETING**

**Norfolk, ss:**

**To either of the Constables of the Town of Bellingham, in the County of Norfolk;**

**GREETINGS:**

**In the name of the Commonwealth of Massachusetts, you are hereby directed to notify and warn the inhabitants of said Town, qualified to vote in elections and in Town affairs to meet at the**

**HIGH SCHOOL AUDITORIUM**

**Located at 60 Blackstone Street in said Bellingham, on Wednesday, the seventeenth day of November 2021, at 7:30 p.m., then and there to act on the following articles:**

**ARTICLE 2. AMEND ANNUAL TOWN MEETING ARTICLE 2 - TRASH  
ENTERPRISE**

**To see if the Town will vote to amend the vote taken under Article 2 of the May 2021 Annual Town Meeting establishing the FY2022 Trash Enterprise Fund budget, by reducing, adding to, deleting, amending appropriations, or transferring funds from various sources into said Article 2; or act or do anything in relation thereto.**

**(By: Board of Selectmen)**

*The Finance Committee took No Action at this time, as they were informed the  
Article would be passed over*

**MOTION:** A motion was made by Cynthia McNulty to Pass Over Article 2.

**VOTE:** The motion to Pass Over was accepted by a majority voice vote.

**ARTICLE 4. AMEND ANNUAL TOWN MEETING ARTICLE 4 – SEWER ENTERPRISE**

To see if the Town will vote to amend the vote taken under Article 4 of the May 2021 Annual Town Meeting establishing the FY2022 Sewer Enterprise budget, by reducing, adding to, deleting, amending appropriations, or transferring funds from various sources into said Article 4; or act or do anything in relation thereto.

(By: Board of Selectmen)

*RECOMMENDED by the Finance Committee 4/0*

**Funding as listed below:**

	<b>Amount</b>	<b>Funding Source</b>
Salaries-AFSCME Contract	\$5,363	Sewer Retained Earnings

**MOTION:** I move the Town vote to appropriate the sum of \$5,363 for supplemental appropriations of the Sewer Enterprise for a period commencing July 1, 2021 through June 30, 2022; said sum to be raised from Sewer Retained Earnings and to be expended in the following manner: motion was made by Cynthia McNulty, and seconded.

Salaries            \$5,363

**VOTE:** The motion received a majority vote: 94 Yes/18 No

## ARTICLE 6. CAPITAL OUTLAY – (Expenditures \$50,000 & over)

To see if the Town will vote to raise and appropriate a sum of money and to determine how such appropriation shall be raised, whether by transfer of available funds, by taxation, by borrowing or otherwise, and if by borrowing to authorize the issuance and sale of general obligation bonds or notes of the Town therefore for the purpose of financing the purchase, construction, reconstruction and/or engineering costs associated with various capital outlay items or improvements proposed by Town Departments, Boards or Committees, and, as may be appropriate, to authorize the Board of Selectmen to enter into lease/purchase agreements of up to or exceeding three years; or act or do anything in relation thereto.

(By: Board of Selectmen)

Department	Description	Amount
Selectboard	Land Acquisition	\$ 96,000
Fire	Vehicle	\$ 73,663
Police	Traffic Vehicle	\$ 61,139
School	BHS Roof Repair/Replace - Auditorium	\$ 100,000
School	BHS Roof Repair/Replace - West Loading Dock	\$ 200,000
Tree Warden	Tree Removal/Stump Grinding	\$ 50,000
DPW	Vehicle-Small dump truck w/ Plow (Replace B14)	\$ 76,000
DPW	Vehicle-Small dump truck (Replace B21)	\$ 65,000
DPW	Fire Apron Repair/Replace	\$ 256,000
DPW	So Main St TIPS local funding needed	\$ 200,000
DPW	Design/engineering services for DPW Office	\$ 75,000
Trash	Pick Up Truck	\$ 51,000
Water	South Main St Standpipe Rehab	\$ 841,175
Water	10 wheel Dump Truck	\$ 215,000
Water	Replace Well 12 Engineering & Hydrologic Study	\$ 260,000
Sewer	Generator - Potter Dr station	\$ 120,000

and to meet said appropriation,

- (i) \$1,153,217 is transferred from free cash,
- (ii) \$51,000 is transferred from Trash retained earnings,
- (iii) \$475,000 is transferred from water retained earnings,
- (iv) \$120,000 is transferred from sewer retained earnings,
- (v) \$99,585 is transferred from the unexpended proceeds of the bonds dated June 20, 2019 issued for the South Elementary Roof project which project is complete and no liability remains, and,
- (vi) the Treasurer, with the approval of the Board of Selectmen, to borrow \$841,175 pursuant to Massachusetts General Law ch.44, sections 7 or 8

#### **ARTICLE 7. NON-CAPITAL OUTLAY - (Expenditures of Less Than \$50,000)**

To see if the Town will vote to raise and appropriate a sum of money and to determine how such appropriation shall be raised, whether by transfer of available funds, by taxation, by borrowing or otherwise, and if by borrowing to authorize the issuance and sale of general obligation bonds or notes of the Town therefore for the purpose of financing the purchase of various non-capital outlay items or improvements proposed by Town Departments, Boards or Committees, and, as may be appropriate, to authorize the Board of Selectmen to enter into lease/purchase agreements of up to or exceeding three years; or act or do anything in relation thereto.

(By: Board of Selectmen)

**MOTION:** I move the Town vote to appropriate the sum of \$244,642 for the purpose of funding various projects, all as described in the Report and Recommendations of the Finance Committee, including all incidental and related expenses, and to meet said appropriation that the sum of \$145,000 be transferred from Free Cash, the sum of \$25,000 be transferred from Trash Retained Earnings, the sum of \$40,000 be transferred from Water Retained Earnings, the sum of \$34,642 be transferred from Sewer Retained Earnings. Motion made by Daniel Spencer, and seconded.

**VOTE:** Article was approved by Majority vote: 96 Yes/17 No

#### **ARTICLE 8. ZONING BYLAW RELATIVE TO SHORT-TERM LEASING**

To see if the Town will vote to add a zoning bylaw providing that no property, zoned residential, suburban, or agricultural, shall be short-term leased or rented for a period of less than thirty (30) days unless specifically authorized by the Zoning Board of Appeals through special use or variance, with associated due process, applicable board reviews and permitting, and, notwithstanding any "grandfathering" clauses. In comport with Massachusetts General Law any short-term lessor may be required to register with the Massachusetts Department of Revenue, and to comply with the reporting and collection of all state and local taxes relative to short-term lodging.

(Petitioner: Lawrence J. Sposato, Jr.  
337 Lakeshore Drive  
Bellingham, MA 02019)

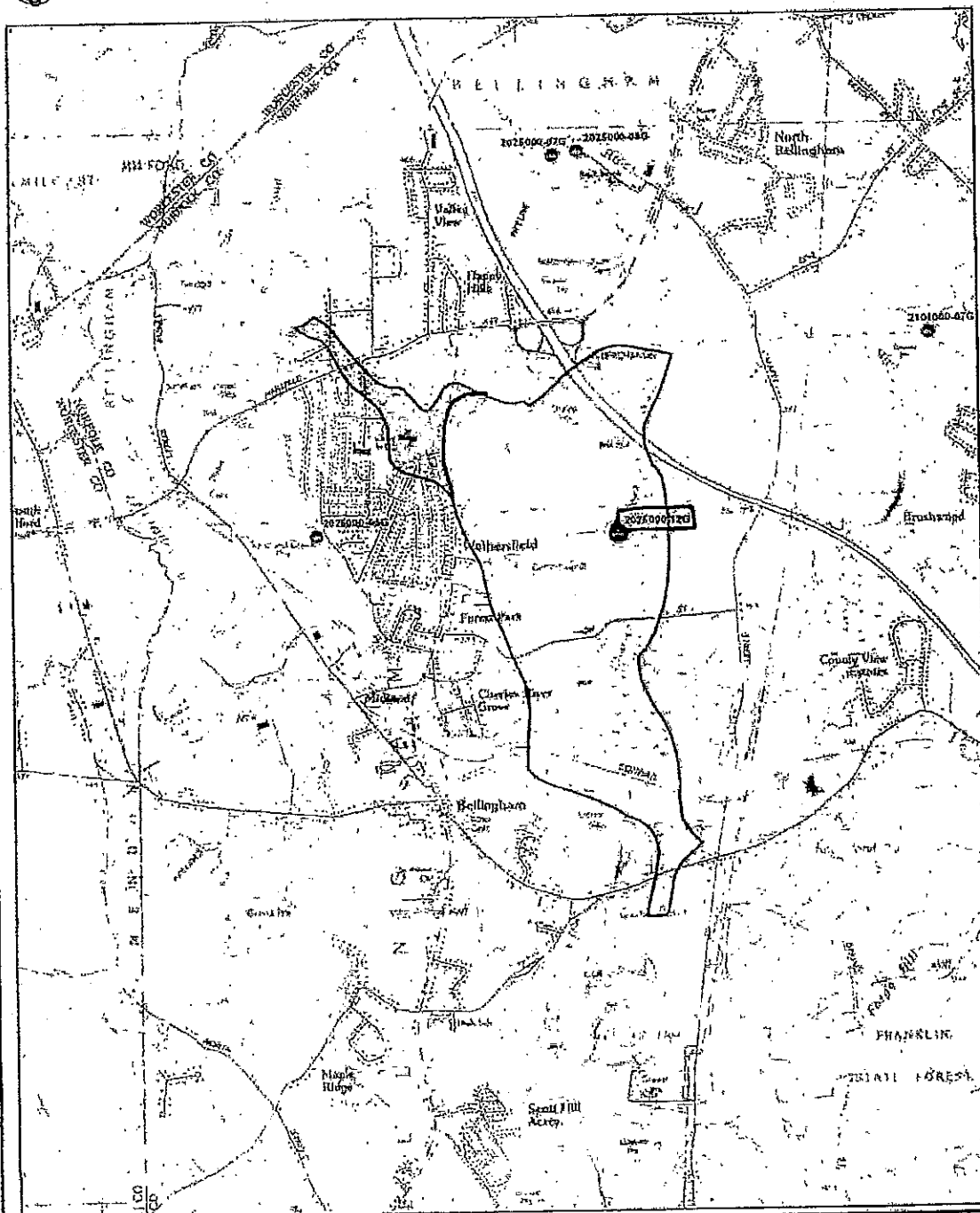
*RECOMMENDED by the Finance Committee 4/1*  
*RECOMMENDED by the Planning Board 4/0*

Motion was made to pass over article, and second. Motion was passed by a majority voice vote.



# BELLINGHAM DPW

## BELLINGHAM



Map Scale 1:25,000

0 0.25 0.5 1 Miles

### Legend

- DEP Approved Zone II of Interest
- Other Zone II Areas
- Public Water Supply Source

Division of  
This map shows the Zone II boundary and Public Water supply  
source locations as approved by the DEP at the date of publication.

\* Only one Zone II is shown in bold per map sheet. If daily, there  
may be overlap in this area, and they may overlap the present zone.

Zone 2 Approval: 2011

DEP GIS Program  
2011/05/10 2011/05/10 2011/05/10 2011/05/10

### Name(s) of Water Supply:

WELL #12

Municipality  
PWS Identification #  
Water Purveyor  
USGS Quadrangle Name(s)  
Source Identification  
Date

BELLINGHAM  
2025000  
BELLINGHAM WATER DEPARTMENT  
FRANKLIN  
2025000-125  
2011

Signature:

Date:

Water Purveyor:

Consultant:

Project Proponent:

Regional Water Supply Chief:



## **ARTICLE 10. MAPLE STREET ZONING CHANGE**

To see if the Town will vote to amend its Zoning Bylaw and Zoning Map by changing the zoning district of the following addresses from Industrial District to Suburban District:

240 Maple Street Parcel 37 Lot 4;  
236 Maple Street Parcel 37 Lot 5;  
244 Maple Street Parcel 37 Lot 4-3;  
Parcel 37 Lot 4-4;  
260 Maple Street Parcel 37 Lot 4-1;  
306 Maple Street Parcel 37 Lot 6A, 6B, and 4-3C;  
Parcel 47 Lot 3;

all as set forth in a document entitled, "Zoning Bylaw and Map Changes – Article 10-2021 Fall Town Meeting" on file with the Town Clerk; or act or do anything in relation thereto.

(By: Planning Board)

*RECOMMENDED by the Finance Committee 3/0 - 2 Abstained*  
*RECOMMENDED by the Planning Board 5/0*

**MOTION:** I move the Town vote to amend its Zoning Bylaw and Zoning Map by changing the zoning district from Industrial District to Suburban District for the Maple Street properties identified in Article 10, all as described in the Report & Recommendations of the Finance Committee. Original motion was made by Brian Salisbury. After much discussion, a motion was made by Daniel Ranieri to pass over the article; seconded. Motion to pass over was accepted by a majority vote: 76 Yes/35 No



## ARTICLE 12. RESCISSION OF UNISSUED BORROWING AUTHORITY

To see if the Town will vote to rescind unissued borrowing authorizations for the projects set forth, and for the amounts listed, in the chart below, which borrowing authorizations are no longer needed for the purposes for which they were initially approved; or act or do anything in relation thereto.

Date of Approval	Original Purpose	Unissued Amount
5/27/2015	South Elementary Roof Replacement	\$335,084
5/27/2015 & 5/25/2016	Pine Grove Sewer Pump	\$35,000
TOTAL:		\$370,084

(By: Chief Financial Officer)

*RECOMMENDED by the Finance Committee 4/0*

**MOTION:** I move the Town vote to rescind the following amounts that **have been authorized** to be borrowed, but which are no longer needed for the purposes for which they were initially approved; motion made by Daniel Spencer, and seconded.

Date of Approval	Original Purpose	Unissued Amount
5/27/2015	South Elementary Roof Replacement	\$335,084
5/27/2015 & 5/25/2016	Pine Grove Sewer Pump	\$35,000
		\$370,084

**VOTE:** Article approved by majority vote: 84 Yes/ 4 No

## ARTICLE 14. ROADWAY IMPROVEMENTS

To see if the Town will vote to raise and appropriate a sum of money and to determine how such appropriation shall be raised, whether by transfer of available funds, by taxation, by borrowing or otherwise, and if by borrowing to authorize the issuance and sale of general obligation bonds or notes of the Town therefore for the purpose of financing the engineering and construction of various roadway repairs throughout the Town; or act or do anything in relation thereto.

(By: Board of Selectmen)

*RECOMMENDED by the Capital Improvements Committee 4/0*

*RECOMMENDED by the Finance Committee 5/0*

*Funding as listed below:*

Purpose	Amount	Funding Source
Road Improvements	\$1,500,000	Borrowing

**MOTION:** I move the Town vote to appropriate the sum of \$1,500,000 for the purpose of financing the engineering, construction, and related costs of various roadway repairs and to meet said appropriation, to authorize the Treasurer, with the approval of the Board of Selectmen, to borrow said sum pursuant to Massachusetts General Law ch.44, sections 7 or 8 or any other enabling authority and to issue bonds and notes of the Town therefor, and, further, that any premium received upon the sale of any bonds or notes approved by this vote, less any premium applied to the payment of the costs of issuance of such bonds or notes, may be applied to the payment of costs approved by this vote in accordance with Massachusetts General Law ch.44, section 20, thereby reducing by a like amount the amount authorized to be borrowed to pay such costs. Motion made by Daniel Spencer, and seconded.

**VOTE:** Motion passed by required 2/3 vote: 75 Yes/10 No

## ARTICLE 16. TRANSFER TO STABILIZATION FUND

To see if the Town will vote to raise and appropriate or transfer from available funds a sum of money for the purpose of funding the Stabilization Fund; or act or do anything in relation thereto.

(By: Board of Selectmen)

*RECOMMENDED by the Finance Committee 4/0*  
*Funding as listed below:*

Purpose	Amount	Funding Source
Transfer to Stabilization Trust #7020	\$250,000	Free Cash

**MOTION:** I move the Town vote to appropriate the sum of \$250,000 from Free Cash and to transfer said sum to the Stabilization Fund. Motion made by Kelly Grant, and seconded.

**VOTE:** Motion passed by majority vote: 61 Yes/10 No

## ARTICLE 18. TRANSFER TO COMPENSATED ABSENCES FUND

To see if the Town will vote to raise and appropriate or transfer from available funds a sum of money for the purpose of funding the Compensated Absences Fund; or act or do anything in relation thereto.

(By: Board of Selectmen)

*RECOMMENDED by the Finance Committee 4/0*  
*Funding as listed below:*

Purpose	Amount	Funding Source
Transfer to Compensated Absences Trust #7080	\$125,000	Free Cash


**MOTION:** I move the Town vote to appropriate the sum of \$125,000 from Free Cash and to transfer said sum to the Compensated Absences Fund. Motion made by Kelly Grant, and seconded.

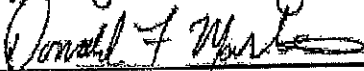
**VOTE:** Motion passed by majority vote: 62 Yes/7 No


And you are directed to serve this Warrant, by posting attested copies thereof at Town Hall and in other municipal buildings throughout Town forty-five days, at least, before the time and place of meeting as aforesaid.

Hereof, fail not and make due return of this Warrant, with your doings thereon, to the Town Clerk, at the time and place of meeting as aforesaid.


Given under our hands  
this 9th day of  
September in the year  
of Our Lord, Two  
Thousand Twenty One.

  
Cynthia L. McNulty, Chairwoman

  
Donald F. Martini, Vice Chairman

  
Michael J. Conner

Daniel M. Spencer

  
Kelly H. O'Leary


BOARD OF SELECTMEN

RETURN OF THE WARRANT

Norfolk, ss:

Persuant to the within Warrant, I have notified and warned the inhabitants of the Town of Bellingham by posting attested copies of the same at Town Hall and in other municipal buildings throughout Town, in accordance with Town By-laws.

10/1/2021  
Date

  
Constable of Bellingham

**TOWN OF BELLINGHAM**  
**ANNUAL TOWN ELECTION**  
**May 4, 2021**

OFFICE & CANDIDATES	P-1	P-2	P-3	P-4	P-4A	P-5	Total
*****							

**SELECTMAN - for 3 years**  
**2 to be elected**

Michael J. Connor	59	82	56	75	0	64	336
Cynthia Lawson McNulty	51	77	67	89	0	73	357
Write ins	0	3	2	1	0	1	7
Blanks	20	58	51	69	0	44	242
<b>TOTAL</b>	<b>130</b>	<b>220</b>	<b>176</b>	<b>234</b>	<b>0</b>	<b>182</b>	<b>942</b>

\*\*\*\*\*

**1 to be elected**

**LIBRARY TRUSTEE - for 3 years**

Carol Bird	60	87	76	88	0	70	381
All Others	0	0	1	1	0	2	4
Blanks	5	23	11	28	0	19	86
<b>TOTAL</b>	<b>65</b>	<b>110</b>	<b>88</b>	<b>117</b>	<b>0</b>	<b>91</b>	<b>471</b>

\*\*\*\*\*

**PLANNING BOARD MEMBER - for 3 years**  
**2 to be elected**

Brian Salisbury	55	82	67	92	0	63	359
Dennis T. Trebino	54	76	63	83	0	66	342
All Others	0	1	3	0	0	0	4
Blanks	21	61	43	59	0	53	237
<b>TOTAL</b>	<b>130</b>	<b>220</b>	<b>176</b>	<b>234</b>	<b>0</b>	<b>182</b>	<b>942</b>

TOWN OF BELLINGHAM  
ANNUAL TOWN ELECTION  
May 4, 2021

OFFICE & CANDIDATES P-1 P-2 P-3 P-4 P-4A P-5 Total  
\*\*\*\*\*

SCHOOL COMMITTEE MEMBER - for 3 years  
2 to be elected

Mark J. Flannery	47	64	50	41	0	48	250
Ormsberg	47	52	50	64	0	41	254
Ranieri	3	35	17	63	0	39	157
Write Ins	2	1	3	4	0	0	10
Write Ins	0	0	0	0	0	0	0
Blanks	31	68	56	62	0	54	271
TOTAL	130	220	176	234	0	2	942

HOUSING AUTHORITY - for 5 years  
1 to be elected

Debra K. Sacco	59	78	71	87	0	74	369
Write Ins	0	0	1	1	0	0	2
Blanks	6	32	16	29	0	17	100
Totals	65	110	88	117	0	91	471

HOUSING AUTHORITY - for 2 year  
1 to be elected

Christopher Remillard	59	82	69	84	0	70	364
Write Ins	0	1	1	2	0	0	4
Blanks	6	27	18	31	0	21	103
Totals	65	110	88	117	0	91	471

LIBRARY TRUSTEE - for 2 years  
1 to be elected

Suzanne Garten	61	88	75	89	0	69	382
All Others	0	0	1	0	0	1	2
Blanks	4	22	12	28	0	21	87
TOTAL	65	110	88	117	0	91	471

PLANNING BOARD MEMBER - for 1 years  
1 to be elected

Elizabeth Berthelette	54	74	66	85	0	63	342
All Others	0	0	0	0	0	0	0
Blanks	11	36	22	32	0	28	129
TOTAL	65	110	88	117	0	91	471

A True Record.  
ATTEST:

*Lawrence J. Sposato, Jr.*

Lawrence J. Sposato, Jr.  
Bellingham Town Clerk



**TOWN CLERK'S  
SUMMARY OF RECEIPTS  
FOR THE YEAR 2021**

	<u>Number Issued</u>	<u>Gross Receipts</u>	<u>Receipts Paid to STATE</u>	<u>Receipts Paid to TOWN</u>
<b>Dog License</b>	1783	\$27,915.00	---	\$27,915.00
<b>Misc. Licenses, Certificates, Etc.</b>	1650	\$22,520.00	---	\$22,520.00
<b>Non-Criminal Citations</b>	3	\$ 400.00	---	\$ 400.00
<b>TOTALS</b>	3436	\$50,835.00	---	\$50,835.00

The Town of Bellingham accepted the provisions of Massachusetts General Laws Chapter 140, Section 147A at the special Town Meeting held on December 15, 1987. This authorized the town to keep all fees collected from the sale of dog licenses or monies received as fines.

Dog and Kennel Licenses are due annually April 1st.

A \$20.00 late fee is imposed after June 30th for each dog licensed.

A true record.

ATTEST:

*Lawrence J. Sposato, Jr.*  
Lawrence J. Sposato, Jr.  
Bellingham Town Clerk

# **MISCELLANEOUS LICENSES, RECORDALS, CERTIFICATES, ETC.**

**For the year ending:**

**December 31, 2021**

**Unit  
Price**

**Amount  
Sold**

**YEARLY  
TOTAL**

Birth Certificates	10.00	297	\$2,970.00
Death Certificates	10.00	809	\$8,090.00
Marriage Certificates	10.00	295	\$2,950.00
Marriage Intentions	25.00	97	\$2,425.00
Business Certificates	50.00	101	\$5,050.00
Raffle & Bazaar Permits	10.00	5	\$50.00
Underground Storage Permits	25.00	30	\$750.00
Street Lists - Residents	10.00		
Street Lists - Non Residents	15.00	2	\$30.00
Miscellaneous Fee	5.00	5	\$25.00
Miscellaneous Fee	15.00	3	\$45.00
Miscellaneous Fee	20.00	2	\$40.00
Miscellaneous Fee	35.00	1	\$35.00
Miscellaneous Fee	60.00	1	\$60.00
Non-Criminal Disposition - 25.00	25.00		
Non-Criminal Disposition - 50.00	50.00		
Non-Criminal Disposition - 60.00	60.00		
Non-Criminal Disposition - 100.00	100.00	1	\$100.00
Non Criminal Disposition - 200.00	200.00		
Non-Criminal Disposition - 300.00	300.00	1	\$300.00
Non Criminal Disposition - 400.00	400.00		
Non Criminal Disposition - 500.00	500.00		
Non-Criminal Disposition - 600.00	600.00		
Non-Criminal Disposition - 1,000.00	1,000.00		
Non-Criminal Disposition - 3,600.00	3,600.00		
Subpoena/Summons Fees	Varied		
Misc. Non Criminal -			
Misc. Certifications	varied		
Misc. Court Fees			
Total Issued		1650	
		Total	\$22,920.00

A True Record.

Attest:

*Lawrence J. Sposato, Jr.*  
Lawrence J. Sposato, Jr.

Bellingham Town Clerk

## VITAL STATISTICS RECORD

2021

BIRTHS	179
MARRIAGES	97
DEATHS	138
TOTALS	414

Vital statistics recorded in the Town Report reflect events which occurred ONLY in Massachusetts. Many of Bellingham's births and deaths are in surrounding hospitals in Rhode Island and are considered out-of-state records and not returned to the town of residence.

**MARRIAGES** recorded in the Town of Bellingham include ONLY those couples that filed their marriage intention in Bellingham.

### OUT OF WEDLOCK BIRTHS:

Chapter 556 of the Acts of 1989 allow for resident copies of out of wedlock births to be transmitted to the town of residents, upon request of the mother at the time of birth. This act has been in effect since February 27, 1990 and applies to births from that date to the present.

These records are still considered "impounded" and access is limited to the following individuals:

- Mother and Father - if Father is listed on record
- Child
- Legal Guardian of the Child - with proper legal papers
- Legal representative of the above

# MARRIAGES RECORDED IN THE TOWN OF BELLINGHAM

## IN THE YEAR 2021

DATE OF MARRIAGE	NAME OF PRINCIPALS	RESIDENCE
<b>JANUARY</b>		
2	Rodney Tayvon Sanders, Jr. Jezlyn Shae Mendes	Easton, MA Bellingham, MA
2	Benjamin Joseph Schreier Heaven Lee Dion	Bellingham, MA Bellingham, MA
8	Charles Borromeo McLaughlin III Hanna Eve Arcand	Milford, MA Milford, MA
9	Joseph Earl Linney Rebecca Charlotte Ringrose	Mendon, MA Mendon, MA
22	Geoffrey Michael Lopes Brittini Morgan Roach	Bellingham, MA Bellingham, MA
<b>FEBRUARY</b>		
6	Jean Evans Pierre Massarra N. Tannous	Brockton, MA Bellingham, MA
9	Michael John Casey Renee Marie Mardo	North Providence, RI Bellingham, MA
13	Dylan James Zimmerle Katie Lyne Wolochowicz	Bellingham, MA Bellingham, MA
14	Dylan Roberts Merrill Ashley Renee Kazijian	Wrentham, MA Wrentham, MA
27	Nick Ohandley Mobilia Brittany Marie Whitmore	Bellingham, MA Bellingham, MA

# MARRIAGES RECORDED IN THE TOWN OF BELLINGHAM

## IN THE YEAR 2021

DATE OF MARRIAGE	NAME OF PRINCIPALS	RESIDENCE
<b>MARCH</b>		
13	Kyung Oh Eun Ji Jang	Bellingham, MA Bellingham, MA
19	Patrick John Lydon Heather Marie Schragar	Bellingham, MA Bellingham, MA
<b>APRIL</b>		
1	Richard Steven Carbonaro Rebekah Lee Tracy	Sunderland, MA Bellingham, MA
22	Joseph Chester LeBlanc Emily Anne Cahill	Medway, MA Medway, MA
24	Nicholas Charles Loens Shamika Sherell Jeffreys	Cranston, RI Cranston, RI
<b>MAY</b>		
1	William Frances Russell Shannon Christina Ramey	Bellingham, MA Bellingham, MA
1	Michael Joseph Goodwin Mary Christine Stevens	Bellingham, MA Bellingham, MA
4	Peter Henry Gagliardo Sara Elizabeth Gavin	Northbridge, MA Northbridge, MA
7	Jesse Michael Keene Elizabeth Marie Zeibig	Bellingham, MA Bellingham, MA
7	Andrew Ryan Kamfonik Sheryl Rebeccah McGrath	Hopedale, MA Grafton, MA

# MARRIAGES RECORDED IN THE TOWN OF BELLINGHAM

## IN THE YEAR 2021

DATE OF MARRIAGE	NAME OF PRINCIPALS	RESIDENCE
<b>MAY</b>		
15	Brian Frain Garneau Heidi Linnette Mercado Lopez	Bellingham, MA Quincy, MA
16	Juan David Diaz Nicole Paige Turcotte	Providence, RI N.Smithfield, RI
21	Gary Allen Mancuso Lisa Marie Mancuso	Bellingham, MA Bellingham, MA
22	Glen Robert Gomes Crystal Lynn Harris	Bellingham, MA Bellingham, MA
22	Eric Anthony Munoz Amanda Rose Donadio	N.Smithfield, RI N.Smithfield, RI
28	Mason James Armstrong Kasey Elizabeth Bellegarde	Castle Rock, CO Castle Rock, CO
<b>JUNE</b>		
5	Michael Anthony Derosier Maureen Ann Dubois	Bellingham, MA Bellingham, MA
5	Adam Robert Cornblatt Emily Dolan Nybo	Bellingham, MA Bellingham, MA
6	Kyle James Morissette Lauren Elizabeth Wheeler	Jacksonville, FL Jacksonville, FL
6	Barry James McColgan Patricia Rose Gillcrist	Bellingham, MA Bellingham, MA
12	Michael Raymond Harnois Elizabeth Rivera	Harrisville, RI Cumberland, RI

# MARRIAGES RECORDED IN THE TOWN OF BELLINGHAM

## IN THE YEAR 2021

DATE OF MARRIAGE	NAME OF PRINCIPALS	RESIDENCE
<b>JUNE</b>		
12	Ian Edward Scheuerman Carly Brodeur Perreault	Berlin, NH Berlin, NH
19	Jay Edward Sturm Marlo Jean Keith	Uxbridge, MA Uxbridge, MA
21	Christopher Lee Jones Victoria Franklyn Laine	Bellingham, MA Bellingham, MA
24	Ronald Bransford Jacobson Amanda Hay	Cumberland, RI Cumberland, RI
26	Jonathan James Hanson Nicole Rose Bileau	Woonsocket, RI Woonsocket, RI
27	Mark David Nieber Wilria Duma-op Trenholm	Bellingham, MA Bellingham, MA
27	Michael Andrew Galvin Kirsten LeAnne Boaz	Bellingham, MA Bellingham, MA
<b>JULY</b>		
2	David Norman Rounseville Diane Dorothy Prescott	Bellingham, MA Bellingham, MA
2	Corey Grimshaw Angela Dawn Cardin	Pascoag, RI Pascoag, RI

# MARRIAGES RECORDED IN THE TOWN OF BELLINGHAM

## IN THE YEAR 2021

DATE OF MARRIAGE	NAME OF PRINCIPALS	RESIDENCE
<b>JULY</b>		
10	Estevao Luiz Costa Carolina Fernandes Carneiro	Bellingham, MA Bellingham, MA
17	Timothy Edmund Lemieux Crystal Gayle Dillen	Bellingham, MA Bellingham, MA
21	Michael Leon Martineau Donna Lynne Bianco	Blackstone, MA Blackstone, MA
31	Christopher Slater Boyd Alyssa Wyatt Wojdag	Bellingham, MA Bellingham, MA
31	Raymond Shaw Conley Amy Ross Drake	Bellingham, MA Bellingham, MA
<b>AUGUST</b>		
12	Sean Thomas Gordon Danielle Renee Margolin	Bellingham, MA Bellingham, MA
14	Annapurnayya Harish Challa Gowthami Vadlamudi	Woonsocket, RI Woonsocket, RI
21	Stuart James Pink Kathryn Michele Zonghetti	Bellingham, MA Bellingham, MA
28	Daniel Charles Cashman Yuliya Aleksandrovna Kiperberg	Bellingham, MA Bellingham, MA
28	Devin Michael Bane Colby Lynn Clements	Bellingham, MA Bellingham, MA
28	Daniel Charles Kaizer Kristen Theresa Nemes	Bellingham, MA Bellingham, MA



# MARRIAGES RECORDED IN THE TOWN OF BELLINGHAM

## IN THE YEAR 2021

DATE OF MARRIAGE	NAME OF PRINCIPALS	RESIDENCE
<b>AUGUST</b>		
28	Simon George Moussa Dierdra Ashley Daniels	Bellingham, MA Bellingham, MA
28	Jeremy William Prairie Kylee Ann Martin	Bellingham, MA Bellingham, MA
28	Cory Bryan DeNault Krystal Elizabeth Sevigny	Bellingham, MA Bellingham, MA
<b>SEPTEMBER</b>		
4	Jordon James Roberson Macarena Andrea Valdivia	Woonsocket, RI Woonsocket, RI
4	Sean Robert Civitarese Alyssa Valerie Teekema	Franklin, MA Franklin, MA
4	Paul Louis Watkins Laura Lee Lacy	Woonsocket, RI Woonsocket, RI
10	Bruce Kazuo Weltin Kathleen Patricia Lewis	Hinsdale, MA Hinsdale, MA
11	Jordan Randall Johnson Jeremy James Beaupre	Pawtucket, RI Pawtucket, RI
17	Trevor Michael Behrendt Kelsy Marie Smith	Bellingham, MA Bellingham, MA
24	William Robert Borden Victoria Esther LaPerche	Waterford, MI Waterford, MI
25	Zachary Paul Brennick Margaret Siobhan Hennessy	Bellingham, MA Bellingham, MA

# MARRIAGES RECORDED IN THE TOWN OF BELLINGHAM

## IN THE YEAR 2021

DATE OF MARRIAGE	NAME OF PRINCIPALS	RESIDENCE
<b>SEPTEMBER</b>		
29	Nicholas Anthony Constanzo Gabrielle Rose Bavaro	Upton, MA Upton, MA
<b>OCTOBER</b>		
1	Christopher Jacob Brownrigg Kate Evelyn Madigan	Cumberland, RI Cumberland, RI
2	Nicholas Russell Oldham Martina Eva Webb	Bellingham, MA Bellingham, MA
2	Joseph W. Shields Frances J. Leatham	Bellingham, MA Bellingham, MA
3	Brandon Armand Trudel Terri Ann Lamontagne	Bellingham, MA Bellingham, MA
3	Andrew Tyler Iasimone Ruth Elisa Matamoros	Cranston, MA Cranston, MA
9	Steven Bruce Towner, Jr. Victoria Lyn Pollock	Bellingham, MA Bellingham, MA
9	Marcos Silvio Desa Neila Pinheiro De Medeiros	Bellingham, MA Bellingham, MA
10	Bruce David Saperstein Vanessa Ann Sherrick	Bellingham, MA Bellingham, MA
11	Robert James Picard Jr. Nicole Michelle Bousquet	Millbury, MA Bellingham, MA
15	Yevgeniy Gelfand Alla Zorenko	Blackstone, MA Blackstone, MA

# MARRIAGES RECORDED IN THE TOWN OF BELLINGHAM

## IN THE YEAR 2021

DATE OF MARRIAGE	NAME OF PRINCIPALS	RESIDENCE
<b>OCTOBER</b>		
16	John-Paul Aboud Saggal Alyssa Catherine Doner	Pawtucket, RI Pawtucket, RI
23	Matthew Christopher Springston Alexys Margaret Bergeron	Bellingham, MA Pawtucket, RI
23	Jason Edward Botelho Lauren Rose Hamaty	Bellingham, MA Bellingham, MA
23	Mark Paul Lopes Jr. Morgan Taylor Motroni	Woonsocket, RI Bellingham, MA
24	Jason Eric Myrdahl McLaughlin Corinne Dianise Desautels	South Hamilton, MA Woonsocket, RI
26	Colton Thomas Meadows Hannah Elizabeth Sabourin	Bellingham, MA Bellingham, MA
29	Jared Michael Dionne Holly Ann Buzdigian	Woonsocket, RI Woonsocket, RI
29	James Michael Bell Lauren Catherine Sandillo	Bellingham, MA Bellingham, MA
<b>NOVEMBER</b>		
5	James Michael Caspoli Holly Lyn Couturier	Pawtucket, RI Pawtucket, RI
5	Michael Thomas Wigmore Annmarie Casey Sweetsir	Bellingham, MA Bellingham, MA

# MARRIAGES RECORDED IN THE TOWN OF BELLINGHAM

## IN THE YEAR 2021

DATE OF MARRIAGE	NAME OF PRINCIPALS	RESIDENCE
<b>NOVEMBER</b>		
5	Brendan Daniel Campbell Hannah Marie Cunningham	Bellingham, RI Bellingham, RI
13	Joseph Luis Duarte Kirsten Marie Bequette	Smithfield, RI Smithfield, RI
14	Eric Nelson Dill Camila De Macedo De Oliveira	Bellingham, MA Woonsocket, RI
21	John Michael Godino Barbara Annette Carter	Bellingham, MA Bellingham, MA
<b>DECEMBER</b>		
2	Douglas Quintana Sanchez Francine Agnes Kirouac	Bellingham, MA Bellingham, MA
3	Ruth Davie-McKeever Margaret Rose Letourneau	Bellingham, MA Bellingham, MA
11	Adrian Adison Bramble Natasha Micaela McFarquhar	Boston, MA Boston, MA
11	Joseph Benjamin Proctor Rebecca Lynn Hill	Bellingham, MA Bellingham, MA
12	William Joseph Franks Kim-Simone Franks	Woonsocket, RI Woonsocket, RI
17	Michael Leonard Vickery, Jr Jamie Elizabeth Doucette	Bellingham, MA Bellingham, MA
24	Bretton A. Joy Sarah Jane Zagaglia	Bellingham, MA Bellingham, MA

**DEATHS RECORDED IN THE TOWN OF BELLINGHAM**  
**IN THE YEAR 2021**

<b>DATE OF DEATH</b>	<b>NAME OF DECEASED</b>	<b>AGE</b>
<b>JANUARY</b>		
4	Bernard Philip Kaufman	76
6	Barbara A Lamoreaux	84
6	Margaret Robina Cook	94
6	Guy J Gregoire	57
10	Scott D Peck	49
11	Sandra Ann Smith	77
12	Margaret F Demarco	92
13	Stephen J Hamm	58
14	Annette G Kagan	79
21	Patrick E McKenna	88
21	Daniel F Brennan	78
<b>FEBRUARY</b>		
1	George C Holmes	90
5	Norma D Ford	80
6	Glenn Edward Moody	72
6	William Frances Kelley	74
7	Sumner Dresser II	85
8	Robert Paul Donahue	80
8	Kimberly A Scott	68
11	Ruth M Briggs	94
11	Robert B Derobertis	58
12	James J Sullivan Jr.	38
16	Virginia H. MacDougall	89
17	Meghan Elizabeth Gloss	36
18	Amy B Cook	78
20	Michael D Blais	34
21	Robert Bilodeau III	31
25	Gail Kathleen Burns	72
25	William J Goodman	70

**DEATHS RECORDED IN THE TOWN OF BELLINGHAM**  
**IN THE YEAR 2021**

<b>DATE OF DEATH</b>	<b>NAME OF DECEASED</b>	<b>AGE</b>
<b>MARCH</b>		
2	Stephen Joseph Frasca	52
4	Patrick T Cintolo Jr.	81
5	Cheryl M Nelligan	71
5	Edward E Woodman Jr.	69
6	Jason Laurence Milligan	42
9	Francis James O'Reilly	63
12	Sheryl F. Werner	62
12	Sunny Patel	51
16	Richard Wyllie Singleton	67
16	Alexandra M Aleksandrowicz	102
17	Arthur E. Marrier Sr.	82
19	Jean M Reeve	84
19	Timothy George Buskirk	52
23	Catherine J Detore	97
24	William G Moll	84
27	Paul E Sawyer	86
77	Daniel R Aiello	77
<b>APRIL</b>		
3	Bernice P Courtney	91
10	Jens Alkemper	54
12	Joseph L Altomonte	84
18	Mary A Brown	76
19	Angela E Kane	48
24	Richard J Callery	71
28	Carole H Falter	82
<b>MAY</b>		
1	Rita M Godbout	89
2	Jason William Ladieu	32
4	Jesus Manuel Vazquez Cruz	42

**DEATHS RECORDED IN THE TOWN OF BELLINGHAM**  
**IN THE YEAR 2021**

<b>DATE OF DEATH</b>	<b>NAME OF DECEASED</b>	<b>AGE</b>
<b>MAY</b>		
15	Mark H Brunelle	59
17	Jean F Nadon	89
17	Roberta G Motroni	78
17	Patrick M Finnell	59
19	Marc R Lemire	62
19	Mary-Teresa H Shaumessy	64
21	Lawrence A Rigney	85
26	William P Barrette	73
31	William M McCulley	80
<b>JUNE</b>		
1	Beatrice M Becker	76
3	James Daniel Kazijian	65
6	William D Simonson	88
7	William Francis Kilroy	52
9	Carlton L Patrick	91
14	Armando S Fernandez	83
15	Charles Peter Jason Bristow	43
18	Roland O. Arcand	76
19	Paul Lubertowicz	63
26	Jonathan Charles Taufman	50
30	Jenna Louise Giardini	17
<b>JULY</b>		
5	Georgette M Rawlingson	74
5	Michael J Adam	40
7	Noelle Ramos Polk	08 Days
9	Jean Marie Goneau	84
15	Mary Ellen Roe	71
16	Jean Paul Trudel	92
23	Ryan T Bell	45
26	Ana L Rivera	69
28	Aline DaSilva F	36
29	Jerrald M Butler	82

# DEATHS RECORDED IN THE TOWN OF BELLINGHAM

IN THE YEAR 2021

DATE OF DEATH	NAME OF DECEASED	AGE
------------------	------------------	-----

## AUGUST

1	Sylvia G Keller	82
5	Claire R Cartier	91
7	Richard A Bourre	59
7	Glen C Frederick	57
9	Bobbie Jo Constanzo	53
10	Anna M Iacovelli	96
15	Raymond L Desrosiers	94
21	Beth L Peck	71
24	Peter David Thibault	48
25	Delfina C Della Penna	91
31	Edwina M Kirby	93

## SEPTEMBER

2	John Tracy Ayer	70
3	David L Bauer	78
8	Janice Marie Simpson	70
9	Jeannette J Moretti	79
11	Daniel R Forestal Jr.	87
19	David Alan Rice	75
20	James Paul Vanwie	53
27	Timothy C Groves	48

## OCTOBER

1	Gerald Lee Monkman	72
2	Phyllis A Cook	87
4	Katlyn Joanne Mearns	30
7	Donald W Walton	77
13	Normand R Belanger	84
14	Heather Elizabeth Varnum	33
16	Muriel Therese Lariviere	79
23	Alan W Conrardy	70
25	Rose D Roman	96
26	Richard Raymond Vanwie	86



**DEATHS RECORDED IN THE TOWN OF BELLINGHAM**  
**IN THE YEAR 2021**

<b>DATE OF DEATH</b>	<b>NAME OF DECEASED</b>	<b>AGE</b>
<b>NOVEMBER</b>		
5	Gail Ann Ayotte	73
7	John M Semenuk	74
8	Steven Gerard McTomney	56
15	Donna A Edwardsen	78
16	Todd Robert Brown	52
17	Robert A Provost	85
17	Richard E Gagne	68
18	Ruth F Fino	78
19	Kathryn Elizabeth Whiting	94
20	Peter Haynes	75
21	Gordon A Walsh Jr.	86
21	Sonja Marie Willett	83
22	Carlos Eduardo Silva	59
23	Richard J Michaud	64
30	Terence S Short	61
30	Mildred A Ward	84
<b>DECEMBER</b>		
4	Todd S Ganci	60
13	Deborah E Weker	85
24	Ryan Michael Gaudet	24
25	David M Nelligan	80
29	Barbara A Conrad	62
30	Mark Raymond Ladouceur	68



# TOWN OF BELLINGHAM

*Bellingham Town Common Trustees*

*Bellingham Municipal Center*

*Bellingham, MA 02019*

*508.657.2809*

*bellinghamtowncommon@gmail.com*



*Lawrence J. Sposato Jr., Chairman*

*David E. Wyatt, Vice Chairman*

*Leo P. Dalpe, Treasurer*

*Joanne Arcand, Secretary*

*Barbara Eltzroth, Function Coordinator*

The Bellingham Town Common Trustees wish to thank the Board of Selectmen, Town Administrator Denis Fraine, and the residents of Bellingham for their support in 2021. Additionally, special thanks to the following for their assistance in keeping the Town Common a place of which we can all be proud:

The Bellingham Parks Department and DPW for maintaining the grounds all year long, and, for installing the Town Common holiday/seasonal lighting, banners, and decorations.

Over the years the Parks Department, under the direction of Roland Arcand, has been a integral part of the Town Common community. Sadly, Mr. Arcand passed away during 2021.

The Trustees would like to recognize Mr. Arcand's contributions, and, extend our deepest sympathies to his wife and family.

We'd also like to thank Jesse Riedle, Assistant DPW Director, and his Parks Department staff for their support and assistance since Mr. Arcand's passing. We trust the we will have an amicable and successful working relationship for many years to come.

Additionally, the Trustees would like to express gratitude for our Senior workers, who are totally dedicated to the image of the Common as the Town's showcase. Thank you for all that you do. A particular acknowledgement goes to Anthony Cifizarri who treats the Common grounds as he would his own backyard.

For more than two decades, the Town Common had been self-supporting in terms of maintenance costs. The majority of operating funds were derived from the Bank of America's ATM kiosk lease. Unfortunately, the Bank opted out of a lease renewal in 2021. After unsuccessfully attempting to find a new lessee, it was decided that the Town Common would become a department within the Town, with an operating budget like any other Town department. Thank you to Denis Fraine for successfully negotiating Bank of America contracts for over twenty years, and for his support as the Common makes this budgetary transition. We are most grateful for the residents' support in this matter as well.

Additional funds are derived from the sale of engraved bricks, sponsorship of benches, trees, lampposts, and direct gifting.

Following more than a year of shutdowns and limited activity at the Town Common, the Trustees are happy to report, that in 2021, we returned to a more normative level of activities. We were able to host the following events at the Common this year, most of which had been cancelled in 2020:

- The Cable 8 Summer Concert Series – 4 concerts
- Sponsoring a Children’s Concert and Entertainment Night
- Yearbook Portraits (throughout the year)
- 1 Baby Shower
- 3 Weddings
- Annual Memorial Day Parade Ceremonies
- 1 Special Concert featuring Bellingham’s Oliver Brothers
- Storytime Lunches (sponsored by the Bellingham Library – April through October)
- Annual Tree Lighting Ceremony and Visit from Santa
- 1 Concert sponsored by the Bellingham Library
- 1 Charity Benefit to raise funds for a disabled child and raise awareness regarding her rare affliction.

Both the First Baptist Church of Bellingham’s Harvest Festival and the Halloween Pumpkin Stroll had been scheduled but cancelled due to planning time constraints or inclement weather.


In 2021, the Trustees also voted to allow (with permit) the sale of food and snacks at the Common during specific events. So far, this has been very successful and without incident. We, the Trustees look forward to attracting more events to, and more usage of, the Town Common. As always, the Common was enjoyed by many for its walking paths, playgrounds, beauty and serenity.

Any person or organization is welcome to reserve the Bellingham Town Common for an event, with the approval of the Board of Trustees. There is a user fee for non-residents; no cost to residents. A refundable security deposit is required.

Options for obtaining permit application are:

- Call 508-657-2809 and leave a message;
- From the Town Clerk’s office;
- Email [BellinghamTownCommon@gmail.com](mailto:BellinghamTownCommon@gmail.com)

Respectfully submitted,

  
Lawrence J. Sposato, Jr., Chair  
Bellingham Common Trustees

**Blackstone Valley Vocational Regional School District**  
**Fiscal Year 2021 Annual Report**  
**July 1, 2020 – June 30, 2021**

**A Message from our Superintendent Director:**

It's become our custom to go beyond simply sharing financial and statistical data with you in our annual report. While it is a fundamental part of our operation, our student achievements and District successes truly exemplify the very essence of our mission. Therefore, you will find a variety of those stories in the pages that follow.

Thanks to you and our dedicated District School Committee and our instructional team's harmonious and consistent work, our students receive an outstanding vocational-technical education. We value and appreciate your continued support and investment in your regional vocational-technical school system.

In FY21, we carried out our mission in innovative ways while following all protocols. Despite the challenges of the ongoing pandemic, we never stopped striving to achieve our best. Therefore, we have chosen to share with you how our school system worked to return to school and accomplish in-person learning.

Our students, administrators, and staff didn't miss a beat during a year that presented all educators with unprecedented change and challenges beyond expectation. Instead, we embraced the seasons of change by allowing ourselves to grow in all the places we thought we never would. In the process, our students excelled. They even exceeded the statewide average for attendance during the pandemic.

Demonstrating what is achievable with their high-quality education, our students are our best ambassadors for vocational-technical education. With an open mind and skilled hands, they shape our future workforce. I encourage you to read on to learn more.

Dr. Michael F. Fitzpatrick  
Superintendent-Director

### **COVID-19: Seasons of Change**

*In FY21, we witnessed and embraced a tremendous amount of change as the pandemic continued to impact our lives, schedules, and routines that we had known prior. As a result, the summer, fall, winter, and spring were seasons of change in which we all had to adapt and modify how we learn, work, and play.*

Before we could welcome our students for in-person and distance learning in the fall, our administrative team worked over the summer to develop a comprehensive Return to School Plan that met and addressed all health and safety requirements. In addition to completing our traditional summer projects, we had to prepare our school building and our students for a safe and successful return to school during a pandemic. Some of the preparedness measures in direct response to COVID-19 included:

- Modifying our school nurses' health care suite to reconfigure an isolated care center separate from the designated routine medical care space.
- Installing clear plexiglass barriers in pre-identified areas.
- Replacing air filtration systems with high-efficiency MERV-13 air filters.
- Placing COVID-19 signage designed by our Painting & Design program in the cafeteria, classrooms, and common areas.
- Maximizing usable space to meet the social distancing requirements.

### **Not Your Average Kind of Summer**

With summer camps and programs canceled due to COVID-19, we successfully ran a free Summer Learning Series, which offered 22 online courses specifically designed to motivate our student's minds with a daily dose of creativity, exploration, and shared learning.

With all the camaraderie and social benefits of staying connected with friends and classmates without going to an in-person summer camp, the learning series allowed our STEAM enthusiasts an engaging, fun, and structured experience. There was a little something for everyone, from art-making and language to science, history, and technology tricks and tips. There was even a session for incoming freshmen where members of our National Honor Society and National Technical Honor Society shared their perspectives on what it was like being a new student at BVT.

Participation was optional, but students eagerly attended as many one-hour sessions that interested them. Over 460 students and teachers who successfully participated in the series, avoided the summer slide and had a boatload of fun!

### **Our Return to School Plan**

The ongoing pandemic continued to present challenges for all educators. As a result, we were committed to balancing in-person learning, quality of education, and the safety of our students and staff by designing an essential blueprint for our entire 2020-21 school year with our Return to School Plan.

Our dedicated team of administrators developed the plan to include orientation days for our freshmen, a transition week, and a six-tiered operational model. It successfully addressed the message from the Massachusetts Commissioner of Education, Jeffrey C. Riley, to safely bring back as many students as possible to in-person learning.

The six-tiered operational model would allow our school to move from tier to tier as needed,

which empowered our BVT families with the ability to plan with predictability regardless of the tier status. And by design, it was meant to increase the rigor and expectations of our students to return to a pre-March 2020 system of grading and assessment and focus on "live instruction" utilizing a daily schedule of classes for both academics and shop.

#### **Our Tier Levels**

Our six operational tier levels were determined by the most current information from the State of Massachusetts on phased reopening guidelines and by our administration, who continuously monitored the health and safety of our students and staff within our daily operations.

<b>Tiers</b>	<b>BVT</b>	<b>Distance Learning (DL)</b>	<b>Level Notes</b>
<b>Tier 1</b>	No Students at BVT	All Students in DL	
<b>Tier 2</b>	One Grade at BVT	Three Grades in DL	One Grade in Shop
<b>Tier 3</b>	Two Grades at BVT	Two Grades in DL	One Grade in Shop One Grade in Academic
<b>Tier 4</b>	Three Grades at BVT	One Grade in DL	Two Grades in Shop One Grade in Academic
<b>Tier 5</b>	Four Grades at BVT	No Students in DL	Heavy Restrictions on non-classroom activities
<b>Tier 6</b>	All Students at BVT	No Students in DL	Rolling Back Restrictions

#### **Our 'Beavers' Head Back-to-School**

After a summer of strategic planning to design our Return to School Plan, our administrators, teachers, instructors, and support staff had to mask their excitement as the new school year began. The mandatory face coverings and hand sanitizing stations at our school entrances were the more noticeable precautions in place as we kicked off the school year with our Freshman Orientation Days on August 27th and 28th.

The in-person orientation was held over two days to reduce capacity, with only half of our freshman class scheduled to attend a full day of school on each of their assigned dates. That allowed students and staff to get to know each other while practicing our Return to School COVID-19 Guidelines and reviewing our transportation procedures as buses ran their scheduled routes. In addition, students met their academic and vocational teachers, enjoyed a complimentary lunch, familiarized themselves with our campus, walked through their academic schedules, and visited their exploratory shops.

The week of August 31st was an in-person transition week designed to help all of our students and staff focus on the latest standards of operations, health procedures, and learning expectations required to attend school during a pandemic. The week began with our seniors attending on Monday, followed by the junior, sophomore, and freshman classes reporting on each consecutive day, which allowed for one transition day per grade level.

Operating under Tier 2, the first day of classes for our students was September 8th. After that, on a rotating two-week basis, one grade level was on campus for in-person learning under safe conditions that were fully compliant with all guidelines, precautions, and protocols. The other three grade levels were in distance learning.

#### **Our COVID-19 Health Guidelines**

In FY21, we had to follow numerous guidelines and instructions based on guidance from the MA, DPH, DESE, and the CDC. As a result, health and safety practices were a top priority and

part of our expectations for the opening of school for in-person learning in the fall. It included self-screening responsibilities, masks and face coverings, physical distancing, and proper hand hygiene.

### **Keeping Our Students Focused on Learning**

Thanks to a Remote Learning Technology Essentials grant awarded by the Baker-Polito Administration, we purchased over 100 Dell laptops. This grant was one of several funding sources designed to help Massachusetts school districts address COVID-19 related costs. The supplemental funds ensured our students had access to the technology they needed, strengthen instruction at home and in the classroom.

### **Drive-Up and Meal Delivery Service**

Nutritious meals are vital to the health and well-being of our students, whether they're on campus or in distance learning. To help with that effort, we developed a weekly free drive-up meal service that allowed parents to pre-order breakfast and lunch to have at home when their child was in distance learning. Parents could access the online order form every Thursday morning and submit it by Monday at noon, allowing our foodservice team time to prepare the meals for pick-up each Wednesday. We further expanded access to our school meals with a grant from No Kid Hungry, which took our Drive-Up Meal Service off-campus and on the road. The delivery service was open to all our students and addressed food access issues and economic inequalities many students faced during the pandemic.

### **Our COVID-19 Dashboard**

Our dashboard was a helpful tool created during the pandemic to help keep the lines of communication open with our school community. It allowed for transparency while sharing accurate and timely information regarding COVID-19 cases on campus. The dashboard clearly and concisely reflected statistics outlining weekly data on active cases, transmissions on campus, those in quarantine, a total percentage of positive cases, and the cumulative data since the start of the school year.

## **Annual Superintendent's Dinner**

### **A Taste of Moscow, A Taste of Success**

Each year, our Culinary Arts students look forward to the Annual Superintendent's Gourmet Dinner. Last year, we were excited to host the dinner in March of 2020, but it was just not possible with the state-imposed school closure due to COVID-19.

At the beginning of this school year, we did not know if it would be allowable or even possible to have the annual dinner in 2021 with the ongoing pandemic. But our administrative team and instructors remained committed to exploring all options and finding a way to hold the dinner.

The planning and production of the gourmet dinner give students a taste of what skills are necessary for success in the food, beverage, and hospitality industry. During the pandemic, that also meant learning to follow industry standards and COVID-19 protocols.

From researching themes to planning a menu and testing recipes to plating and serving expertly prepared cuisine - our students and staff demonstrated their adaptability to making modifications that allowed for a smooth, safe, and professional presentation of our 27th Annual Superintendent's Gourmet Dinner on May 12th. Check out all the tasty details that went into making this annual event successful: [www.valleytech.k12.ma.us/superintendentsdinner](http://www.valleytech.k12.ma.us/superintendentsdinner).



### **Get Social With Us!**

As part of our continuous commitment to bring school news and time-sensitive information to our community, we enjoy connecting, engaging, and sharing mindfully through BVT's official Twitter and Instagram sites.

We've enjoyed thousands of comments and connections with our students, parents, alumni, and community through our social media channels. We like that you enjoy sharing with us across our social media platforms too.

Whether we are sharing a student success story, posting our Quote of the Day (#QOTD), addressing a concern, or accepting a compliment, we are always pleased to have an opportunity to get social with you.

### **Follow Us!**

[www.twitter.com/BVTHighSchool](https://www.twitter.com/BVTHighSchool)

### **Share with Us!**

[www.instagram.com/bvt\\_highschool](https://www.instagram.com/bvt_highschool)

Here are a couple of our social media posts that were liked by our growing community of followers:

#BVTQuoteoftheDay, September 11, 2020 – 101 ♥

"Today is a reminder that life is fleeting, impermanent, and uncertain. Therefore, we must make use of every moment and nurture it with affection, tenderness, beauty, creativity, and laughter." -- Deepak Chopra

#BVTQuoteoftheDay, November 19, 2020 – 74 ♥

"So often you find that the students you're trying to inspire are the ones that end up inspiring you."

We've Got Spirit, Yes We Do!, September 2, 2020 – 364 ♥

Thanks to our Student Council for hosting a fun drive-up t-shirt parade to welcome our freshmen to BVT with a complimentary spirit shirt. Freshmen, wear your new spirit shirt and school colors proudly on your first day as the Class of 2024 at BVT.

## **Celebrating the Class of 2021**

### **Celebrating Our Seniors on Their Journey to Commencement**

Spring can be a bittersweet time for our seniors as they finish their high school careers and prepare to graduate. For the Class of 2021, the journey to commencement was an ideal time to enjoy every last moment that we had together. See how we celebrated our seniors and all of their achievements:

#### **It's A Celebration!**

After a year of embracing the unexpected and because life can be full of beautiful moments just waiting to surprise you, we surprised our seniors with a special delivery — Senior Lawn Signs + a little celebration = memories to last throughout the years. Thanks to our teachers, instructors, administrators, and support staff who traveled throughout the District on April 14th to help deliver the lawn signs. A quick hello, a wave, a honk from a safe distance had everyone smiling under their face masks. [www.valleytech.k12.ma.us/celebratingourseniors](http://www.valleytech.k12.ma.us/celebratingourseniors)

#### **Marking a Milestone**

We celebrated our graduates and said farewell as they embarked on their next great adventure. The Class of 2021 Graduation Ceremony was held on our athletic field on the evening of May 27th. We welcomed extended family and friends to view the live stream at [www.valleytech.k12.ma.us/classof2021](http://www.valleytech.k12.ma.us/classof2021).

#### **Scholarships & Awards Ceremony**

We were excited to recognize and celebrate the achievements of the Class of 2021 at their scholarships & awards ceremony on May 25th. The ceremony was held outdoors under a tent at BVT, which allowed for an in-person celebration with immediate family members. Take a peek at the achievements: [www.valleytech.k12.ma.us/scholarshiprecipients2021](http://www.valleytech.k12.ma.us/scholarshiprecipients2021).

#### **Hi Ho Hi Ho, It's Off to Work They Go!**

Congratulations to all of our co-op and career placement students going directly into high-skill, high-wage employment. Our Career Signing Day celebrated future career plans. See where some of our students are going to work at [www.valleytech.k12.ma.us/careersigningday](http://www.valleytech.k12.ma.us/careersigningday).

#### **Class of 2021: Bellingham Graduates**

##### **NHS: National Honor Society NTHS: National Technical Honor Society**

Jack Domenic Alexander, Heating, Ventilation, Air Conditioning & Refrigeration; Natalie Grace Bolduc, Painting & Design Technology; Gavin Scott Bourre, Construction Technology; William James Callery, Drafting & Design Technology; Katy Beth Cardarelli (NHS/NTHS), Culinary Arts; Thomas Matthew Cote, Drafting & Design Technology; Ceara Lyn Day, Construction Technology; Nathan Mathew Dynko, Information Technology; Noah Robert Hanson, Multimedia Communications; Alexis Rain Kohout, Construction Technology; Camryn Marie Krusz, Health Services; Jacob Richard Andrew, Information Technology; and Maxwell Sean Robert, Information Technology.

### **Career, College & Life Ready**

College is a continuation of learning. Many of our students simultaneously pursue a post-secondary education while working in their vocations.

#### *Class of 2021*

300 Graduates

Girls: 48 percent (143)

Boys: 52 percent (157)

Apprenticeship Program: 7.00 percent (21)

Military: 1.67 percent (5)

Year off: 2.67 percent (8)

Workforce: 6.33 percent (19)

4 Year College/Tech College: 72.67 percent (218)

2 Year College/Certificate Program: 9.67 percent (29)

#### *Class of 2020*

298 Graduates

Girls: 51 percent (152)

Boys: 49 percent (146)

Apprenticeship Program: 9.06 percent (27)

Military: 1.34 percent (4)

Year off: 2.35 percent (7)

Workforce: 8.39 percent (25)

4 Year College/Tech College: 67.45 percent (201)

2 Year College/ Certificate Program: 10.07 percent (30)

Unknown: 1.34 percent (4), due to the pandemic some 2020 data is missing.

#### *Class of 2019*

301 Graduates

Girls: 48 percent (144)

Boys: 52 percent (157)

Apprenticeship Program: 10.29 percent (31)

Military: 1.66 percent (5)

Certificate Program: 0.33 percent (1)

Year off: 0.33 percent (1)

Workforce: 5.32 percent (16)

4 Year College/Tech College: 77.42 percent (232)

2 Year College: 5 percent (15)

### **Off to work they go, building credentials, pursuing industry licenses, certifications, and degrees.**

Assumption College, B Luxe Hair & Make-up Studio, Baystate Outdoor Personia, Blackstone Valley Machine, Bridgewater State University, Bryant University, Coastal Carolina University, Dean College, Emerson College, Georgia Institute of Technology, Imperial Ford & Chevrolet, JJ Mechanical, Johnson & Wales University, Lincoln Tool & Machine Corporation, Maine College of Art, Massachusetts College of Art and Design, Massachusetts Maritime Academy, Millibar, Inc., MPC Services, New England Institute of Technology, Precision Heating & Cooling, Renaud Electric, Rochester Institute of Technology, Wagner Mercedes-Benz, Wentworth Institute of Technology, Worcester Polytechnic Institute, and Worldband.

### **FY21 – An Incredible Year of Achievements**

*Our students continue to display mastery of rigorous academic studies and industry-validated vocational-technical competencies, despite the challenges presented by the ongoing pandemic.*

Members of the Class of 2021 earned more than 345 scholarships and awards with a collective renewable value exceeding **7.9 million**.

A total of **273 juniors and sophomores** participated in the fall PSAT/NMSQT and early spring PSAT-10 test administrations. The tests designed by the College Board are an early indicator of potential student success on the SATs and in the Advanced Placement program.

We went to great lengths to provide our students with a traditional testing experience despite pandemic obstacles. In May, all Advanced Placement students took their AP College Board Exams in person. These traditional and difficult exams are designed for students to earn college credit for an AP class. In Spring 2021, **359 AP course exams** were given to 232 students in English Language & Composition, English Literature & Composition, U.S. History, Biology, Chemistry, Calculus AB, Calculus BC, Computer Science A, Computer Science Principles, Human Geography, Psychology, Physics 1, Physics C: Mechanics, and Spanish Language & Culture.

For the past **22 years**, the Massachusetts Comprehensive Assessment System (MCAS) exams have played an important role in the achievement level of students in the state. Spring 2019, the Department of Elementary and Secondary Education (DESE) instituted the Next-Gen MCAS, an updated, more rigorous, computer-based exam to determine a student's readiness for career and college. This system of tests also incorporates altered scoring tiers.

As schools throughout Massachusetts struggled to keep student learning on task using hybrid models of remote and in-person instruction, DESE had to alter its fall and spring standardized testing schedule with all MCAS tests administered in person, following COVID-19 restrictions and protocols. In May, our sophomores participated in the Next-Gen MCAS in ELA and Mathematics, and our advanced freshmen took the Legacy MCAS in Science. Also, DESE offered juniors an optional computer-based Legacy MCAS for college admissions and scholarship opportunities, and nearly 100 of our juniors opted to take the ELA and Math tests.

Students are required to achieve a Competency Determination, a graduation requirement, on the Next-Gen MCAS test. Although in FY21, the Massachusetts Board of Education voted to waive some of those requirements. Our students, who have a 22-year history of exemplary achievement on the MCAS exams, remained vigilant in their participation and will have an opportunity to continue that trend during the 2021-22 school year as the DESE works to reschedule MCAS for those who still need to meet mandates.

### **Looking Ahead...**

As educators and DESE aim to return to a more traditional classroom learning environment during the 2021-22 school year, students will have to concentrate on meeting standardized testing requirements. Unfortunately, there has been a significant interruption in gathering valid assessment data on Massachusetts enrolled students. However, state officials are confident that because of the dedicated administrators and staff in MA school districts, students will continue to be near the top levels compared to other K-12 students nationally and internationally. BVT is proud to have an enviable history of high student growth and achievement that most certainly will be evident when the new data is available.

## Art Heals

### Creativity for a Cause

Our Visual Arts Department hosted Arts Heals: The Senior Perspective on May 7th. The sidewalk outside of our school was transformed with color, creativity, and meaning during the event as our senior artists created unique chalk murals on the theme of resilience and showcasing how art heals. The weather cooperated, and our students and faculty were also able to view the finished artwork.

The creative event was open to all seniors, not just those taking an art class. It served as an in-school field trip for 143 seniors and a formative assessment for those enrolled in Honors Art School Prep and Senior Art Studio. Non-art students had to preregister to reserve their chalk and 3'x3' square space to create their masterpiece. All students had to submit a concept for review before participating. The creative process from concept sketches to the final chalk murals emphasized resilience and the healing power of art. Robin Brown, LICSW, a Mental Health Counselor in our School Based Health Center, also spoke with the art classes about the importance of mental health and creativity.

Isabella Pimentel of Uxbridge, a senior in our Painting & Design Technology program, enjoyed participating in the Art Heals fundraiser. She said, "I had many different ideas, but the concept of human connection and the healing power of earth was something I wanted to explore. Each day in this world is a new day to learn, grow, and be resilient. When I'm having a tough day, I go outside to feel the sun on my skin. It brings me peace. I hope my artwork inspires others."

"It is exciting to see a thriving Art program with so many students engaged in creating meaningful artwork," said visiting artist Arielle Gordon, a 2017 graduate of BVT, a senior in her last semester at Massachusetts College of Art and Design in Boston.

Our Visual Arts Instructors empower students to make a difference by using their creative voices. "We are immensely proud of our seniors who used their creativity for a cause by participating in the event to build awareness and support for teen suicide prevention," said Visual Arts Instructors Ashley Maclure and Kelly Garabadian. "A big thank you to everyone who helped make the event a success, from our staff chaperones, our alumni mentor, and of course, our generous sponsors."

This event raised over seven hundred dollars with all proceeds to benefit the mission of the National Center for the Prevention of Youth Suicide. It was supported in part by grants from the Cummings School Service Fund, the Blackstone, Millville, Northbridge, and Upton Cultural Councils, local agencies supported by the Mass Cultural Council.

### **Our Students Shine at SkillsUSA**

The annual SkillsUSA competition series is a showcase for vocational technical education where students test their competency by competing with each other in hands-on technical exams designed and judged by industry leaders and experts.

In 2021, our students proved their technical skills are among the best in the country by earning 190 medals at the district, state, and national levels.

### **Massachusetts District V Conference**

37 Gold, 38 Silver, 26 Bronze

### **Massachusetts State Leadership & Skills Conference**

39 Gold, 18 Silver, 14 Bronze

### **National Leadership & Skills Conference**

#### **8 GOLD**

- Gabriel Chaves-Silva of Hopedale
- Myra Dehestani of Millville
- Logan Hampson of Douglas
- Cullen Jacene of Northbridge
- Maggie McCann of Grafton
- Khushi Patel of Uxbridge
- Adam Pratt of Uxbridge
- Mandolin Simpson of Blackstone

#### **2 SILVER**

- Catherine Rozanas of Grafton
- Madison Gannon of Uxbridge

#### **8 BRONZE**

- Julia Drapeau of Millbury
- Casey Goyette of Uxbridge
- Benjamin Judson of Sutton
- Ashley King of Hopedale
- Andrew Konicki of Blackstone
- Christopher Mason of Milford
- Kyle Penta of Blackstone
- Chloe Terrell of Upton

### **NATIONAL VOTING DELEGATES**

Carter Beard of Hopedale, Jessica Brown of Douglas, Hunter Claflin of Douglas, Kirsten Dinsmore of Upton, Abby Kelly of Hopedale, Aysia Parent of Douglas, Madeleine Poitras of Hopedale, and Samantha Stephens of Mendon.

### **STATE OFFICER**

Elected to serve in the 2021-2022 school year:

- Hunter Claflin

## **Activities & Clubs**

### **Lions and Beavers, Oh My!**

With numerous extracurricular activities and clubs to choose from, our students get to follow their passions, have fun with their classmates, and flex their creative muscles. By joining groups like the LEO Club, National and Technical Honor Societies, Art Club, and Student Council, our students can serve their community and lend their neighbors a helping hand.

### **Our Leo Club Walk for Sight**

The Walk for Sight was held on our track from 8:00 a.m. to 1:30 p.m. on June 17th. The well-attended event raised \$1,000, benefiting the Mass Lions Eye Research Fund, a great way to end the school year.

### **Our Leos Roar, Again!**

The BVT Leo Club earned impressive recognition, named Lions District 33A Leo Club of the Year for the 2nd year in a row. Additionally, the Club Officers were named Leos of the Year: Emma Conkey, Andrew Corbett, Myra Dehastani, Riley Holt, and Kyle Penta.

### **A Spooktacular Event!**

It was an unseasonably cold Halloween for the young ghouls who dared to join us at our Leo Club Drive-Thru Trick or Treat. Dressed as ghosts, goblins, and witches galore, wearing required face masks, they came in all sorts of creative and colorful costumes hoping for candy, of course.

With the traditional Halloween celebration of trick-or-treating looking a little different due to COVID-19, our Leo Club wanted to offer younger siblings of our students and staff a fun, festive alternative. There were no tricks for those who signed up, just good spirits and sweet treats at this school event. Even Sporty the Beaver stopped by and had a wildly good time.

## **Accolades & Awards**

**Celebrating Excellence:** The accomplishments of our students and staff included numerous awards and recognitions in FY21.

### **MVA Outstanding Non-Traditional Student of the Year**

Each year, the Massachusetts Vocational Association award salutes outstanding Career & Technical students from Massachusetts. The award recognizes the student's commitment to their career & technical education program, projects, related work experience, success in academics, character, and leadership involvement in school and community activities. Vivian Staheli of Hopedale, a senior in Heating, Ventilation, Air Conditioning, and Refrigeration, is the 2021 MVA Outstanding Non-Traditional Student of the Year.

### **Walter J. Markham Award Recipient**

This prestigious award is presented to a Massachusetts vocational school senior who has demonstrated excellence in their technical, academic, and personal achievements. Rohit Kaushik of Hopedale, a senior in our Information Technology program, was the sole recipient of the 2021 Walter J. Markham Award. This impressive achievement complements his remarkable resume.

### **Academic Growth & Student Leadership Award**

Meghan Griggs of Northbridge, a senior in our Engineering & Robotics program, and Rohit Kaushik of Hopedale, a senior in our Information Technology program, earned the National School Development Council's Award for Academic Growth and Student Leadership. This commendation acknowledges the positive contributions students make to their schools as well as their admirable character and academic accomplishment.

### **Nationally Recognized Student Council**

Our student council was recognized for the third consecutive year as a 2021 National Gold Council of Excellence by the National Student Council for an exemplary record of leadership, service, and activities that serve to improve their school and community. Even with distance learning, they adapted their efforts to display the highest standards of leadership successfully.

### **A Perfect Score Earned**

Assessments are a powerful tool when used to evaluate and strengthen student learning. The End-of-Course (EoC) Assessment offers our Project Lead the Way students a way to prove their strengths and showcase their potential to teachers, higher education institutions, and employers. The following students earned a perfect score on their EoC exams:

#### **Principles of Engineering Exam**

- Katelyn Steele of Upton, a sophomore in Engineering & Robotics

#### **AP Computer Science Principles Exam**

- Nathan Dynko of Bellingham, a senior in Information Technology

#### **Civil Engineering and Architecture Exam**

- Madison Gannon of Uxbridge, a senior in Engineering & Robotics
- Casey Goyette of Uxbridge, a senior in Engineering & Robotics
- Matthew Trenholm of Northbridge, a senior in Engineering & Robotics

#### **Digital Electronics Exam**



- Riley Holt of Uxbridge, a junior in Engineering & Robotics
- Cullen Jacene of Northbridge, a junior in Engineering & Robotics

#### **MAVA/MVA Outstanding Vocational Student of the Year**

Each year, this award is presented by the Massachusetts Association of Vocational Administrators (MAVA) and the Massachusetts Vocational Association (MVA) to one student from each vocational-technical high school in Massachusetts. The award recognizes students who have made significant contributions to their local school district and the statewide vocational education system. Recipients must have excellent attendance, a minimum of a 3.5 GPA, and vocational-related work experience. In addition, the students must demonstrate leadership qualities, technical competence, involvement in the community, and extracurricular activities. Madeleine Poitras of Hopedale, a senior in Multimedia Communications, a well-rounded and dedicated student, has earned the 2021 MAVA/MVA Outstanding Vocational Student of the Year award.

### **Community Investments**

Our students participate in community projects each year, which provide a tangible return on investment for District residents and provide our students with invaluable hands-on, real-world experience. Whether it's reconstructing a playground, creating a sign for your business, or remodeling a public building or local landmark, we believe in giving back by using our vocational training and skills to enhance the communities that support our students. BVT's work on capital improvement projects throughout our 13-town District is a welcome source of financial relief for local budgets by utilizing in-house talent and resources. We're proud to provide additional savings to District residents by welcoming our stakeholders to enjoy discounted services in our student-run restaurant, salon, and design and print center.

In FY21, a total of 230 projects and services resulted in notable savings for our District, with \$122,340 in total savings to District taxpayers.

A few examples of the FY21 community projects include:

#### **American Legion Hall**

Members of the Roger L. Wood American Legion Post 355 in Mendon reached out to BVT when major interior improvements were needed. As a result, juniors in our Construction Technology program, under the supervision of their instructor Michael Swanick began the deconstruction process in January FY20 to prepare for a 2020-21 school year rebuild. For every job that involves knocking down a wall, there's another that calls for putting one up. So, in FY21, students returned and worked on putting up interior walls and partitions.

Our Electrical Instructors Craig Allen and John Mitchell, with their sophomore students, installed a new electrical service, meter socket, and panel in June. To move electricity from its source at the service panel to its destination, students had an opportunity to run the interior wiring needed to power up the plugs and lighting. Now the American Legion Hall can shine its lights brightly.

#### **Uxbridge Dog Park Kiosk**

When the Uxbridge Dog Park needed an outdoor bulletin board, they reached out to BVT to discuss their needs. Construction Technology instructor Michael Swanick led a team of students excited to use their vocational skills to construct and install a kiosk that not only met the park's requirements but would enhance the visitor experience. Students built the 5'x10' structure with a shingled roof and a 48"x36" plexiglass enclosure to weather-protect a bulletin board. This beautiful new kiosk will keep printed materials protected from the elements. The Uxbridge Dog Park at 375 Sutton Street is open to all responsible dog owners in the Blackstone Valley.

## **Return on Investment**

### **Our Budget Maximizes Federal and State Funds to Enhance Student-Focused Learning**

Our School Committee crafted the District's FY21 budget in a manner that provided diverse skill development opportunities for our students through relationships with local businesses and industry while also adhering to strict state requirements. This year, the COVID-19 pandemic continued to present unique challenges for our administration, faculty, and support staff to find creative ways to deliver education through a combination of distance and hybrid learning. With the assistance of gifts, grants, private funding, and a minor increase in state aid, the District kept the operating budget to a 3.90% increase. Additionally, to mitigate the state's continued increase of our member town's minimum contributions (5.59% for FY21), our School Committee authorized the use of \$225,000 in available reserve funds to help offset the impact.

Our administration, faculty, and students continuously search out ways to streamline processes, reduce waste by recycling, and reduce energy consumption while delivering quality education. Through targeted professional development opportunities, we strive for teacher excellence and continue to promote the importance of a healthy lifestyle with our students and staff alike, which continues to enhance our positive learning environment.

The FY21 operating budget of \$25,602,950 was funded primarily by \$9,415,987 in Chapter 70 & 71 State Aid and \$15,744,963 in Member Assessments. A dedicated and fiscally responsible partner, BVT remains committed to assisting our District towns through fiscal management, austerity, and planning to present a single, consolidated annual request to operate within the dollars requested regardless of any unforeseen variables within anticipated revenue streams.

### **Complementing Community Support**

BVT complements community support by pursuing non-taxpayer resources through the aggressive pursuit of available public and private grants or donations to enhance learning and support programs and services for its students. In FY21, local assessments were complemented by nearly \$2 million in grants, private sector support, and efficiencies.

With the support of a two-year MA Skills Capital Grant, BVT planned to implement a new Biotech Chapter 74 Program utilizing its Biotech/Chemistry Labs for the academic sciences to enhance and expand student career education opportunities. To date, the Baker-Polito Administration has awarded BVT six out of the seven Workforce Skills Capital Grants offered. In total, this administration has awarded over \$2.46 million to our school through this program.

The District received much-needed COVID-19 support in FY21 to prepare and respond to student, faculty, and staff needs related to distance, hybrid, and in-person learning. For example, BVT received a \$279,450 Coronavirus Relief Fund School Reopening (CvRF) grant, which helped provide essential personal protective equipment and supplies to sanitize facilities and fund innovative efforts within academic classrooms and vocational shops to prevent the spread of the virus.

Additionally, we used a portion of the CvRF grant, a competitive \$116,735 Remote Learning Technology Essentials grant, and a \$31,964 Elementary and Secondary School Emergency Relief grant to purchase educational technology, hardware, and software to help ease distance and hybrid learning transitions.

To ensure our students in distance learning had access to nutritious meals, the District secured a \$75,000 No Kid Hungry grant to improve food security measures and took its current free Drive-Up Meal Service off-campus to deliver school meals.

In addition to FY21 grants, eleven member towns agreed to donate a portion of their CARES ACT funding to the District with COVID-19 in-kind donations. The \$339,716 contribution allowed us to purchase of laptops to assist with 1:1 technology initiatives and distance learning for students. BVT also received support from several local banks to help with transportation vans, which are essential for educational field trips and community projects where students have an opportunity to apply the skills learned at school out in the community.

### **Our School Committee**

Our School Committee is comprised of 13 dedicated individuals, elected district-wide, with representation from each of our member towns. With many years of experience in fields ranging from business and industry to law and education, they provide invaluable expertise in overseeing operations and setting District policy.

**Chairman:** Joseph M. Hall, Bellingham

**Vice Chairman:** Gerald M. Finn, Millville

**Assistant Treasurer:** Chester P. Hanratty, Jr., Millbury

**Secretary:** Anthony M. Yifts, Grafton

Joseph A. Broderick, Blackstone

John C. Lavin, III, Douglas\*

Mitchell A. Intinarelli, Hopedale

Dennis P. Braun, Mendon\*

Paul J. Braza, Milford

Jeff T. Koopman, Northbridge

Julie H. Mitchell, Sutton

David R. Bartlett, Upton

James H. Ebbeling, Uxbridge

**Superintendent-Director:** Dr. Michael F. Fitzpatrick

**Assistant Superintendent – Director/Principal:** Anthony E. Steele, II

**Business Manager:** Loma M. Mangano

**District Treasurer:** Barbara A. Auger

### **Recognition of Retirement and Welcoming New Members\***

With sincere appreciation, we thank Mr. Lavin and Mr. Braun for their years of service and dedication as District School Committee members. We offer warm wishes and congratulations on their retirement. On May 20, 2021, the School Committee appointed and welcomed two new members: Mark J. Potter, Douglas, and Edward D. Cray, III, Mendon.

### **Thank You for Your Support**

The success of our mission wouldn't be possible without the ongoing support of the residents and business partners of our District. Blackstone Valley Regional Vocational Technical High School; based in Upton, Massachusetts, proudly serves the towns of Bellingham, Blackstone, Douglas, Grafton, Hopedale, Mendon, Milford, Millbury, Millville, Northbridge, Sutton, Upton, and Uxbridge.

Thanks to support from District towns, advisory committees, business partners, and local stakeholders, Blackstone Valley Tech offers expert training in the following vocational programs:

- Advanced Manufacturing & Fabrication
- Automotive Collision Repair & Refinishing
- Automotive Technology
- Biotechnology
- Business & Entrepreneurship\*
- Construction Technology
- Cosmetology
- Culinary Arts
- Dental Assisting
- Drafting & Design Technology
- Electrical
- Electronics & Engineering Technology
- Engineering & Robotics
- Health Services
- Heating, Ventilation, Air Conditioning & Refrigeration
- Information Technology
- Multimedia Communications
- Painting & Design Technology
- Plumbing

*\*Closing spring of 2022, no longer taking enrollment.*

We also offer Moonlight Programs for adult learners:  
Advanced Manufacturing Foundational Skills  
Practical Nursing (Post-Secondary)

THE ANNUAL REPORT  
FOR THE YEAR ENDING  
DECEMBER 31, 2021  
OF THE  
SCHOOL COMMITTEE,  
SUPERINTENDENT OF SCHOOLS  
AND  
ADMINISTRATIVE STAFF

TOWN OF BELLINGHAM  
BELLINGHAM, MASSACHUSETTS

Visit our website: [www.bellinghamk12.org](http://www.bellinghamk12.org)

<b>REPORT OF THE SCHOOL COMMITTEE - 2021</b>	<b>3</b>
<b>REPORT OF THE SUPERINTENDENT – P. Marano</b>	<b>4</b>
<b>ENROLLMENT</b>	<b>6</b>
<b>SCHOOL-SPECIFIC REPORTS</b>	<b>7</b>
Bellingham High School	7
Bellingham Memorial School	21
Joseph F. DiPietro Elementary School	28
Stall Brook Elementary School	31
<b>CURRICULUM, INSTRUCTION, AND ASSESSMENT</b>	<b>35</b>
<b>PROFESSIONAL DEVELOPMENT AND TRAINING</b>	<b>37</b>
<b>DEPARTMENT OF STUDENT SERVICES</b>	<b>39</b>
<b>ENGLISH LEARNER DEPARTMENT</b>	<b>41</b>
<b>FEDERAL AND STATE PROJECT GRANTS</b>	<b>42</b>



## REPORT OF THE SCHOOL COMMITTEE - 2021

The School Committee met bi-monthly throughout the year and dealt with two primary areas of responsibility: policy and budget issues.

During the months of December, January and February, FY22 budget presentations were made to the School Committee by the following departments and schools: District Office, Curriculum, Technology, Maintenance, Special Education, Food Service, Elementary Schools, Intermediate School, High School and the Keough Memorial Academy.

The School Committee presented the FY22 budget at a public meeting to the Finance Committee in March. In April, a Public Hearing was held for the FY22 Budget Proposal presented at the Municipal Building. In May the School Budget for FY22 was approved at the Annual Town Meeting.

Following the town election, the School Board held a reorganizational meeting. Michael Reed was elected Chairman, Jennifer Altomonte was elected Vice-Chairman, and Mark Flannery was elected to the Treasurer position. Melissa Jacques has resigned. Erik Ormberg was elected for a two-year term.

In September, the established bus transportation fees continued for the 21-22 school year for all students wishing to participate in bus transportation who live less than two miles from their assigned school, and for all students in grades eight to twelve who wish to participate in bus transportation. A \$300.00 fee per student with an early registration discount of \$100 was agreed upon as an annual bus transportation fee, with a family cap of two registered students per family.

The School Committee and the Administrative Team, made up of School Principals and Directors, will thoroughly evaluate all options and recommendations to assist the Committee in moving forward in the most educationally sound and fiscally responsible manner.

The School Committee continues to support the district's Strategic Plan and Vision: *The Bellingham Public Schools, in collaboration with students, their families, and the community, will provide a safe learning environment, where the unique strengths of every learner are enhanced and celebrated. We will work together to build a shared sense of pride in the Bellingham Public Schools by amplifying academic excellence, increasing communication, cultivating a positive climate, improving social and emotional well-being, and enhancing technology use and implementation.* The School Committee continues to work actively to support the goals and mission statements of the district and help provide the best possible educational opportunities for the students of Bellingham. We wish to recognize the efforts of our Superintendent, Administration, Faculty and Staff, to ensure the success of our students in partnership with parents who are actively involved with their children's education.

Sincerely,

Michael Reed, Chairman  
Jennifer Altomonte, Vice Chairman  
Mark Flannery, Treasurer  
Lori Columbo  
Erik Ormberg

## REPORT OF THE SUPERINTENDENT – P. Marano

Improving student performance and achievement and maintaining a focus on best instructional practices and creating and sustaining an environment of continuous improvement are the cornerstones of our vision for Bellingham Public Schools. Through a strategy of involvement which includes community leaders, parents, students, teachers and administrators, we will continue to work collaboratively to promote a school environment where all stakeholders feel safe and valued.

This year was more challenging than most due to the COVID-19 pandemic. In January of 2021, our district, like all districts in Massachusetts, continued the 20-21 school year in a hybrid learning model. In the hybrid model, we split students into two cohorts so they could attend school in-person two days per week and be full remote three days per week. We also allowed families to choose a full remote model if they felt the need to keep their child(ren) home. While this model posed many challenges, our teachers and staff were able to provide rich content and engaging learning experiences for our students. Starting in April we started the process of bringing back all students over a period of time, starting with elementary students. We completed the school year in a full in-person model. In the summer of 2021 we provided summer enrichment programs for students who needed additional learning opportunities and to minimize learning gaps. We also spent the summer working on a reopening plan that would provide our students and staff with the health and safety measures that would minimize their risk of contracting the COVID-19 virus.

Our core mission is to foster an environment in which students and staff have opportunities to reach their full potential. Open and frequent communication among parents, students and staff is a key to achieving this goal. The Bellingham School District is committed to providing a challenging and academically motivating education where all students, staff and families accept responsibility for education within their schools.

The Bellingham Public School District's current enrollment is 1,909 students and an organizational staff of 400 employees. The district currently includes an early childhood program, two elementary schools (grades k-3), DiPietro and Stall Brook, the Bellingham Memorial School (grades 4-7), Bellingham High School (grades 8-12), and Keough Memorial Academy (grades 7-12) for students with special needs. Instructional programs offer a broad spectrum of course offerings to students of all levels and abilities, special education providing services for varying needs and advanced placement and honors programs for enrichment for postsecondary and career preparation. Technology is available to students at all levels, fully supported to enhance learning and instruction. Our district has always taken pride in the fact that we prioritize meeting the needs of all students regardless of diverse backgrounds, interests, abilities and/or special needs.

We will continue, as a district, to encourage and support community involvement in our efforts to enhance learning and instruction at all levels. We are continuing the process of building a curriculum-database which is designed to communicate and standardize the expectations and components of the district's teaching and learning system. The re-establishment of the Bellingham Educational Foundation, a partnership between school personnel and community members, has been a huge success. This organization has created a new level of collaboration between schools and the community.

The School Committee and the Administrative Team will continue to support the District

Improvement Plan and Strategic Plan. Our goal is to always reach for our vision: *The Bellingham Public Schools, in collaboration with students, their families, and the community, will provide a safe learning environment, where the unique strengths of every learner are enhanced and celebrated. We will work together to build a shared sense of pride in the Bellingham Public Schools by amplifying academic excellence, increasing communication, cultivating a positive climate, improving social and emotional well-being, and enhancing technology use and implementation.*

I look forward to the future of the Bellingham School District; I believe that together we can achieve the goal of creating a collaborative environment that incorporates quality curriculum, sound instruction and data to provide constructive feedback to support each student's academic, social, and emotional needs so all students can reach their full potential.

## ENROLLMENT

As of December 1, 2021, 1,909 students were enrolled in kindergarten through grade 12 in our schools. This figure represents a decrease in enrollment of 3 students from December 1, 2020.

ENROLLMENT AS OF DECEMBER 1, 2021						
GRADE	STALL BROOK	DIPIETRO	MEMORIAL	HIGH	KEOUGH	TOTAL BY GRADE
KINDERGARTEN	57	80				137
1	62	64				126
2	62	76				138
3	55	85				140
4			137			137
5			159			159
6			142			142
7			161		3	164
8				184	5	189
9				150	3	153
10				154	2	156
11				125	4	129
12				135	4	139
TOTAL BY SCHOOL	236	305	599	748	21	1909

### Enrollment for Grades K-12, October 1st Figures (first full month of school) for the past five years)

2016 - 2017	2017 - 2018	2018 - 2019	2019 - 2020	2020-2021
2157	2134	2034	1935	1912

## SCHOOL-SPECIFIC REPORTS

### Bellingham High School

Principal's Report: Year ending December 31, 2021

Megan M. Lafayette, Principal

#### CORE VALUES

*Academic Focus*

*Accountability*

*Compassion*

*Perseverance*

*Respect*

At Bellingham High School, the year 2021 continued with the hybrid learning model which was started in the fall of 2020. In this model, students attended in-person learning two days a week and accessed their classes remotely two and a half days a week. Teachers used time in the afternoons for planning and helping students with assignments. In this learning model, our school continues to support a culture and belief system dedicated to high expectations, continuous growth, innovative programming, personalized instruction, and authentic learning experiences.

In the Spring of 2021, after the April Vacation, we opened our doors to all students who felt safe returning to five days a week in-person learning. Students and families still had the option of learning from home (remote learning). In these instances, students would log into a google meet session each period and would participate in their learning from home. We continued to recognize the importance of relationships & communication and as a school community worked to be flexible. We knew that students, families, and faculty are functioning under nonoptimal work and learning environments. BHS continued to be dedicated to making as much personal connection as we could with students and families.

The beginning of the 2021 school year marked the return of all students to BHS. After a year and a half of remote and hybrid learning, we had all 748 students return to our buildings. Many things looked and felt like normal high school. The students attended six periods of class per day, and all athletics and extracurriculars were back up and running.

#### THEORY OF PRACTICE

If we structure a collaborative environment that incorporates quality curriculum, sound instructional practices, data to provide constructive, targeted feedback, and support to foster each student's academic, social, and emotional needs, then we will have a student-centered teaching and learning community in which all students can achieve their academic and social potential.

#### FOREWORD FROM OUR SCHOOL IMPROVEMENT PLAN

The purpose of the plan is to set the instructional and organizational agendas for school improvement over the academic/fiscal year. Consequently, some of the overarching objectives of this plan remain the same as the previous plan, while the action items represent new areas for student and institutional growth and learning.

Our SIP consists of three goals that are directly aligned to the Bellingham Public Schools District Strategic Plan. The BHS improvement goals outlined herein are broad in nature. However, the action items presented each year to the school committee represent specific tasks that the entire school community is committed to working.

**GOAL #1:**

During the 2021-2022 school year, Bellingham High School will support our students to attend school by ensuring our policies and practices reinforce a positive school culture and climate and actively affirm our students and their diverse identities.

**GOAL #2:**

During the 2021-2022 school year, the Bellingham High School teachers will use diagnostic/benchmark assessments to identify student learning needs, plan for instructional needs, and monitor student progress towards standards mastery to ensure that all students make academic gains.

**GOAL #3:**

Bellingham High School will evaluate our students' access to high-quality instructional materials and plan a calendar of professional development focused on providing equitable access to grade-appropriate instruction.

**ACHIEVEMENTS:**

**BHS is proud to recognize and celebrate our students for the following:**

- This year BHS inducted new members to our National Honor Society (NHS). These students were seniors and juniors who each exemplified Scholarship, Service, Leadership, and Character - the pillars of this esteemed society.
- National Junior Honor Society (NJHS) has a membership of eighth and ninth-grade students. In addition to the NHS pillars, they also include Citizenship.

**STAFF**

Bellingham High School, located in Bellingham, Massachusetts, has an enrollment of 748 students in grades 8-12 serviced by sixty-six teachers and nine instructional learning assistants, and twelve ABA staff. In addition, the students are supported by three school counselors, one special education team chair, one school psychologist, three school adjustment counselors, and one mental health clinician. The administration consists of one principal, two assistant principals, one interim director of school counseling, and one athletic director. A support staff of secretaries, instructional technology personnel, custodians, and food service workers all contribute to the effective operation of the school.

**STUDENTS**

Bellingham High School is a community of 748 learners. Based on the 2020 DESE school profile data, the ethnic makeup of our school is 85.4% White, 2.9% African American, 3.4% Asian, 0.3%-Native American, 0%-Native Hawaiian/Pacific Islander, 5.1%-Hispanic or Latino, 2.9% Multi-Race Non-Hispanic.

The current inclusion model has 18.1% of the members of the student body classified as students with disabilities. 6.5% of the student body comes from homes in which the first language is not English, 2.2% of students are English Language Learners. 28% of Bellingham High School students were identified as economically disadvantaged, while 39% of our population were identified as high needs.

## **PERFORMANCE**

The Department of Secondary and Elementary Education has changed the scoring for English Language Arts and Mathematics testing. The new scoring categories include: Not Meeting Expectations, Partially Meeting Expectations, Meeting Expectations, and Exceeding Expectations. The Science scoring guidelines have remained the same. Below are the results for Bellingham High School grade 10 students.

- 95% in English Language Arts (exceeding, meeting, or partially meeting expectations)
- 91% in Mathematics (exceeding, meeting, or partially meeting expectations)

### **Student Growth Percentile**

Each student who participated in the MCAS English Language Arts (ELA) or Mathematics tests in grades 4-8 or 10 and who also took the last MCAS test in that subject receives a Student Growth Percentile (SGP) score. The SGP compares a student's MCAS score with the scores of all students in the state at that grade level who received similar MCAS scores in prior years. SGPs range from 1 to 99; higher numbers represent higher growth and lower numbers represent lower growth. An SGP of 75, for example, means the student's progress is higher than 75 percent and lower than 25 percent of the students in the state with similar prior test scores. This method works independently of MCAS achievement levels. Therefore, all students, regardless of the scores they earned on past MCAS tests, have an equal chance to demonstrate growth at any of the 99 percentiles.

- 63.3 in English Language Arts
- 40.3 in Mathematics

## **PARENT INVOLVEMENT & COMMUNITY PARTNERSHIPS**

Beginning in 2021 BHS was able to bring back many of its public events for students and families.

- Meet the Teachers Night & Parent Conferences
- Music: Bellingham Friends of Music, MA Instrumental and Choral Conductors Association
- Numerous parent athletic booster organizations
- Bellingham Educational Foundation
- Operation Graduation
- College Night for Juniors
- College Night for Seniors
- MEFA Financial Aid Night
- Coffee with the Counselors

## **OVERVIEW OF CURRICULA**

Bellingham High School offers a comprehensive program of studies focused on quality college preparatory programs in English, Science, Social Studies, Mathematics, and World Language. Additionally, a broad range of courses in Music, Art, Technology, and Wellness extend and enrich our core academic offerings. Each course is assigned an academic level that indicates the degree of difficulty. Presently, there are ten Advanced Placement courses offered to students in Physics, Environmental Science, Calculus, Statistics, English Language and Composition, English Literature and Composition, Biology, Chemistry, U.S. History, European History. Spanish I, French I, and Algebra I may be taken in grade eight to advance to the next level in grade nine. Other curriculum offerings include independent study classes, and high school enrichment classes at Dean College as well as dual enrollment programs. Over seventy-five percent of the students participate in our co-curricular programs that include athletics, student council and class officers, art, music, and related programs.

## **ACADEMIC COORDINATORS**

Bellingham High School's academic departments are organized into four departments, the Humanities department, coordinated by Mr. Kevin McNamara and Mrs. Caroline Dillon, The Math, Business, and Technology Department, coordinated by Mrs. Amy Remy (2020-2021) and Mrs. Linda Cartier beginning in August 2021, the Science and Wellness Department coordinated by Mrs. Jessica Lorenz, and the K-12 Fine Arts Department, coordinated by Ms. Marie Forte.

## **ENGLISH DEPARTMENT**

### **Staffing:**

The English Department is supervised by Mr. Kevin McNamara and Mrs. Caroline Dillon, the Humanities Coordinators, and includes eight teachers: Mrs. Karen Bergeron, Mrs. Kris Colella, Mr. Jason Deeks, Mrs. Caroline Dillon, Ms. Diana Sandini, Mrs. Kate Sjogren, Mr. Chris Vitullo, and Mr. Peter Woodward. Standard sections of English are supported by Special Education Co-Teachers Mrs. Kristen Bedard, Mrs. Whitney McKay, and Mrs. Emily Meade.

### **Highlights:**

- All 11<sup>th</sup> grade students took the PSATs in October
- All 12<sup>th</sup> grade students participated in college/personal essay writing lessons.
- The department analyzed data from the MCAS Exam
- Every student is taking benchmark exams 3 times a year in their English class
- The Department Participated in Project-Based Learning Training and implemented projects into their lessons this year
- Mr. Peter Woodward is chairing the district Equity Committee
- Mrs. Kris Colella is serving on the district Equity Committee
- Teachers in the English department continued to increase their proficiency by taking graduate-level courses in Anti-Racist Classroom, Creative Writing/Journaling, and Instructional Strategies
- The 12th grade curriculum was rewritten to incorporate diverse perspectives
- The Department is undergoing a Curriculum Review cycle in order to align curriculum with best practices and materials

## **SOCIAL STUDIES DEPARTMENT**

### **Staffing:**

The social studies department is led by Mr. Kevin McNamara and Mrs. Caroline Dillon, the Humanities Coordinators, and includes eight teachers. Department members include Mr. Edward Rigney, Mr. William Jewers, Mr. Brian Dedentro, Ms. Emma Wells, Ms. Mary Federlein, Mr. Thomas Lemire, and Mr. Jonathan Rohald.



## Highlights

- The department continues to enhance classroom offerings with the ongoing development and improvement of the elective offerings. The alternate year offering of some electives has produced the desired effect of creating classrooms with more robust numbers while offering more options to students over the course of their four years at BHS.
- The Department Participated in Project-Based Learning Training and implemented projects into their lessons this year.
- The Department is in its second year of three years of curriculum realignment to accommodate the State Curriculum framework
- Mr. Edward Rigney participated in Safety Care Training
- The Department is evaluating textbooks and educational material for the new World History Class offered in the 22-23 school year
- The department has been working to unpack the new social studies frameworks and adjust its course offerings to the new state standards.
- Teachers in the Social Studies department continued to increase their proficiency by taking graduate-level courses in Colonial Africa, Atomic Bomb, Second World War, Teaching Military History to High School Students, The Dying Citizen, Instructional Strategies.

## **WORLD LANGUAGE DEPARTMENT**

### Staffing:

The World Language department is led by Mr. Kevin McNamara and Mrs. Caroline Dillon, the Humanities Coordinators, and includes five teachers: Mrs. Lynne Gomes, Ms. Katelyn Burchill, Mrs. Megan Larkin, Mrs. Susan Peterson, and Mrs. Christine Sivyllis.

### Highlights

- As in previous and future years, our department has and continues to be very busy with exciting and interesting, intellectually stimulating, and culturally-based activities inside and outside of our classrooms.
- Every language student is taking benchmark exams 3 times a year
- The department is piloting a new interactive online textbook, Voces
- Mrs. Lynne Gomes is serving on the state-wide World Language Leadership Committee
- Members participated in Professional Development workshops held by ACTFL and the Ministry of Education in Spain
- Our department members continue to advance their own professional development and higher education. We constantly continue to grow in our disciplines and teaching skills.

## **MATH, BUSINESS, AND TECHNOLOGY DEPARTMENT**

### Staffing:

The Math, Business, and Technology Department is led by coordinator, Mrs. Linda Cartier, and includes eight teachers: Ms. Shannon Jones, Ms. Kelli-ann Marderosian, Ms. Rachel McGrath, Mr. Dave McCarthy, Mr. George Haddad, Mr. Nicholas Starr, Ms. Lily Martini, and Ms. Donna Kozak. Co-teachers, Meghan Ziny and Michael Flynn, as well as Instructional Learning Assistants Darlene Heimricher, Manjula Mallick, and Wen Tu have been instrumental in supporting our students in their math classes.

**Highlights:**

- All juniors took the PSAT test, as they did last year. Scores were at or near the national average.
- The mathematics department continued to offer AP Calculus and AP Statistics courses with significant enrollment in both courses.
- Mr. Haddad continues as the advisor for the robotics club. He has organized and entered a team of students to compete with other schools in various robotic competitions. Mr. Haddad also continues his teaching of a computer science class with iJAVA as its programming language.
- All Mathematics curriculum from K-12 is being assessed for alignment and content gaps between grades and courses.
- The Math Department will be reviewing and evaluating new textbooks for Algebra I, Algebra II, and Geometry.
- Students are taking benchmark exams 3 times a year in their Math class
- The Math Department has an Interventionist Specialist that is supporting students with learning gaps.
- Department members continue to advance their own professional development and higher education.

**BUSINESS AND TECHNOLOGY**

**Staffing:** The Math, Business, and Technology Department is led by the coordinator, Mrs. Linda Cartier, and includes two teachers: Mrs. Linda Cartier, Mr. Patrick McGovern.

**Highlights:**

- The enrolments continue to grow in the Marketing and Business Management courses.
- The business department will be adding an Accounting class in 2022 due to the interest in Business courses
- The technology department is teaching 3D Printing using Tinkercad, 123 Design, SculptGL, Sculptfab, and SketchUP. Students are using VRTY, a virtual reality and 360 software platform.

**SCIENCE DEPARTMENT****Staffing:**

The science department is led by Mrs. Jessica Lorenz, the Science and Wellness Coordinator and teacher. The Science department includes ten content teachers and one SPED co-teacher. Our current department includes Mr. Jonathan O'Neil, Dr. Tim Smith, Mrs. Pam Perry, Mrs. Jessica Lorenz, Mr. Jared Procopio, Mr. Tim Twohig, Dr. Heather Wiatrowski, Ms. Yana Zubarev, Mr. Brian Irr, and Dr. Joyce Davison. Ms. Sarah Cormier co-teaches in some sections of science classes to help make a successful experience for students in science classrooms.

**Highlights:**

- BHS science department is continuing to expand our Project Lead the Way (PLTW) Pathways.
  - The Biomedical Pathway has added the Human Body Systems course which is course two for the pathway. We are preparing for the addition of the Medical Intervention course starting in the academic year 2022-2023.
  - The Engineering Pathway now offers three total courses with the newest being Computer Integrated Manufacturing (CIM). We have updated the VEX equipment needed for the Engineering Pathway and added a new Intelitek BenchMill to enable students to create their own structures through coding and programming the new machine.

- Mr. Tim Twohig applied for and received a BEF grant to purchase innovative materials for his Ornithology course to help students gain a deeper understanding of birds in New England.
- Mr. Tim Smith and Mrs. Jessica Lorenz were also awarded a BEF grant to update the Physics equipment to allow for more detailed and technologically advanced laboratory experiments that mimic a collegiate laboratory setting.
- Ms. Lorenz and Ms. Yana Zubarev also applied for and received a grant from the American Chemical Society(ACS) to purchase new laboratory equipment and experiments that are directly related to students' everyday lives to help support curiosity and understanding of the importance of chemistry.
- Chemistry students are also participating in Game-Based Learning (GBL) where educational games are being used to help strengthen students' knowledge of chemistry topics. One example is the Covalent Covalent Bonding Game from PlayMada.

### Course Offerings

The Science and Wellness Department offers the opportunity to take a variety of elective courses above the core science courses, as well as a selection of Advanced Placement courses. Advanced Placement courses offer a more rigorous curriculum and the opportunity to earn college credit for qualifying scores on the AP Science Exams. Currently, we offer AP Biology, AP Physics, AP Chemistry, and AP Environmental Science.

### Lab Safety

The Science and Technology Department continues to maintain a safe laboratory environment. To that end, we continue to employ the following protocols and maintain close communication with the Safety Resource Officer and Bellingham Fire Department to be proactive rather than reactive:

- The chemical stockroom has been completely organized and relabeled to follow Flinn Chemical Storage Organization Plan and OSHA standards.
- All classrooms have a class set of OSHA-certified goggles to wear during experiments in the laboratory.
- Lab rooms fitted with proper extinguishers, fire blankets, functioning fume hoods, eyewashes, and deluge showers, and a plan for maintenance in conjunction with the head custodian.
- Science Classroom Safety Checklists: all classrooms have a complete set of goggles and aprons
- Lab Notification Forms, Lab Incident Forms; and Flinn student safety rules and exam
- Right To Know Centers - Material Safety Data Sheet (MSDS) Binders updated and located in Science/Tech Office, Principal's Office, BFD, and Nurse's Office.

## **WELLNESS DEPARTMENT**

### Staffing:

The Wellness department is led by Mrs. Jessica Lorenz and includes three full-time teachers Mrs. Debra Sacco, Mr. Carlos Costa, and Mr. Robert Evans.

### Highlights

- The Wellness department increased the Grade 8 Wellness course to a full semester which includes a term of Health curriculum.
- Mr. Carlos Costa is our dedicated Health teacher providing our students with a curriculum regarding the health of both the human mind and body.
- Wellness teachers are continuing to create a new curriculum to allow students to feel invested in their everyday health and physical activity.

- BHS Health classes have been working on "The Man in the Mirror" Projects which promote community outreach and kindness through the creation of an array of projects such as fundraisers for students in need or clothing drives for the homeless.

## **FINE ARTS DEPARTMENT**

### **Staffing:**

The fine arts department is led by Fine Arts Coordinator and teacher, Marie Forte. The department includes: Kaitlyn Braman, Music Teacher; Robin DuVarney, Art Teacher; and Tim Etter, Art Teacher, and Cynthia Benson, Art Teacher.

### **Highlights:**

#### **Music**

Due to the global pandemic, the BHS Music department was forced to cancel most of its live performances in the spring of 2021 but music activities were resumed in the summer of 2021.

- Created a summer music program in 2021, 1 week program for students in grades 5 - 8.
- Color Guard and Marching had a great Fall 2021 season with new staff: Assistant Marching Band Director Tim MacDonald and Percussion Coach Matt Grina
- All ensemble courses - band and chorus resumed at BHS with good enrollment and participation. BHS Winter Concert was held on December 9, 2021 and was recorded by ABMI Cable 8.
- BHS Jazz Band under the direction of Tim MacDonald had an outdoor concert in June 2021 and is active in the fall of 2021 as well.
- Digital Music Production class has been revised with new iMac computers and software.
- Beginning Piano was offered as a new course in the Fall of 2021.
- 6 students were selected to the Central District Senior Music Festival in November 2021 and 3 students received All State recommendations.

### **Course Offerings:**

#### **Visual Arts**

This year, the BHS Art program has continued to rise in student enrollment as student interest in advanced art classes grows.

- The art teachers at BHS continue to create an environment in which students are able to comfortably express themselves and develop creative thinking. By adding more projects to the art curriculum and more activities focused on student discovery, Mrs. Benson, Mr. Etter and Ms. DuVarney are advancing our art program and overall cultural appreciation at BHS.
- All members of the department adopted google classroom in everyday classroom instruction and learned new engagement strategies for remote learning
- Mrs. Benson, Mr. Etter and Mrs. DuVarney have created a revolving art exhibit in the BHS Media Center (Library) to display student work throughout the year.
- 8th Grade Art course was added at BHS in the 2020-2021 school year and has been a welcome addition to the master schedule.

## **LIBRARY DEPARTMENT**

### **Staffing:**

Sarah Doyle

Library Media Specialist

Advisor for the Class of 2025 & Graduation Coordinator

### **Highlights:**

- Due to COVID restrictions, the library has had to restrict access to the general student population. The library has been open for 8th grade students to meet for their 21st Century Skills elective classes. Students have been able to request library resources and support via

email, as well as a Google form available on the BHS library website. For the 2021/2022 school year, students have been able to come to the library after school as well; which was not an option the previous school year.

- New books, DVD's and audiobooks continue to be added in an ongoing effort to provide current and relevant resources through the library collection. New materials offer students high-interest fiction and nonfiction texts to promote literacy. A subscription to Junior Library Guild ensures that new fiction and nonfiction texts of various genres and interests are received and available to students on a monthly basis, in addition to the purchase of additional materials through Follett and other vendor services as needed.
- The BHS Library website continues to be updated and accessible through the BHS homepage on the district website via Weebly. The website contains the online library catalog through Follett Destiny, as well as links to the Bellingham Public Library and Boston Public Library online catalogs. There are also student-centered research resources, including links to subscription databases, which are made available through the BHS library budget.
- Current database subscriptions include Gale, which is provided free to the BHS Library through the Library Media Specialist's membership to the Massachusetts School Library Association. Additional database subscriptions include EBSCO, and ABC-Clío, which is used primarily to support the Social Studies curriculum, and also two databases provided through the Infobase subscription service, which includes Issues & Controversies and Ferguson's Career Guidance Center.
- The Blackhawk Tutoring Center has been closed since March 2020, due to the Covid pandemic. NHS students used to provide tutoring services in the library during the WIN block on Tuesdays and Thursdays, under the advisement of the LMS. The hope is that these services will resume again in the future.

### **Course Offerings:**

#### **21st Century Skills**

- 21st Century Skills is an 8th grade elective that is typically designed as a semester long course. Through the course, students are introduced to the research process, and learn to develop executive functioning skills and information literacy skills, such as how to develop a research topic, how to identify and evaluate sources of information, how to use information responsibly, and how to write an MLA-style research paper. Google Classroom is utilized in all sections of the course. For the 2021/2022 school year, a unit on digital citizenship is being revised and expanded.

### **SCHOOL COUNSELING DEPARTMENT**

**Staffing:** The School Counseling staff includes a director (Dr. Janice Chiappone) with an interim Director of School Counseling, Ms. Sarah Taglienti beginning in August 2021, three full-time counselors (Mr. Christopher Blanchette, Mrs. Johnna Gorman, and Ms. Emily Cotter), two school adjustment counselors (Mrs. Jamie Stacy and Ms. Michelle Nolan hired in August 2021), Bridges clinician (Ms. Mimi Auger), Bridges ABA Technician, Phoebe O'Sullivan, and our secretary (Mrs. Alyssa Lacasse).

#### **Highlights**

- The School Counseling Department coordinated the scheduling process for all high school students. Counselors met with all students in Grades 9-12 in February 2021 to go over the course selection process and review graduation requirements. In February and March 2021, counselors met individually with students and reviewed course selections to ensure that

students choose appropriate courses and had enough credits. In spring 2020, counselors worked remotely with middle school counselors to provide information and presentations to eighth-graders to help them choose and transition to high school.

- The School Counseling Department coordinated the Virtual Awards and Scholarship Night in June 2021. Many scholarships were granted by colleges and universities. In addition to the school-based scholarships, awards were presented in many categories and include medals, pins, trophies, books, plaques, and certificates of merit. Seventy-five local scholarships were available to the graduates of the Class of 2021. These scholarships, sponsored by local businesses, civic groups, and organizations, offered more than \$60,000.00 in scholarship awards. Scholarship recipients are recognized during the awards night, many of which are announced for the first time on this occasion. Most local scholarship applications are distributed and collected directly through the School Counseling Office. Many community, regional, and national scholarships are also available. They are advertised in Naviance and senior newsletters.
- In addition to scholarships available to all graduates, the School Counseling Department coordinated the following special scholarship/award programs:
  - DAR Citizenship Award Scholarship Program (grade 12)
  - Hugh O'Brian Leadership Award (HOBY) (grade 10)
  - MASS Star Leadership Award
  - Presidential Academic Fitness Award Program (grade 12)
  - AFL/CIO Scholarship Competition (grade 12)
  - Principal's Leadership Award (grade 12)
  - Commonwealth Award for Exemplary Community Service (grade 12)
  - Comcast Leadership Award (grade 12)
  - Milford Chamber of Commerce Honor Scholarships (grade 12)
  - Noorjarian Award for Volunteer Service (grade 12)
- Throughout 2021, our school adjustment counselor met individually with students regarding social-emotional issues and ran various groups. We have seen a considerable increase in the number of students experiencing psychological issues and needing counseling and support. The school adjustment counselor meets individually with students, consults with parents, teachers, and counselors, and also refers students to outside counseling when needed. The school adjustment counselor collaborates with other school counselors to provide psycho-educational programming and small group interventions.
- In October 2021, a Virtual "Financial Aid Information Night" was held for students and their parents. A financial aid professional from MEFA was the guest speaker. She discussed the FAFSA, types of financial aid, and how to manage the college financial aid process. Pamphlets and resources on financial assistance were provided to participants.
- The School Counseling Department continues to use Naviance, a web-based tool that helps students with college and career planning.

## **ATHLETIC DEPARTMENT**

### **Staffing:**

The Athletic Department continues this year with Jen Dowd (2018), Athletic Trainer, and Michael Connor (2016), the Athletic Director.

The program consists of 16 sports and 46 teams. The sports and tenure of each Varsity Coach are noted accordingly. Of note is that 11 of the 16 Varsity Sports have coaches who are in their fifth (5th) year or longer with the team.

Fall: Cheer - Tracy Elliott (1st year 2017), Cross Country - Symonne Scott (2020), Field Hockey - Jen Ryan (2019), Football - Dan Haddad (2015), Golf - Tom Forbes (2021), Soccer Boys - Bob Elster (2017), Soccer Girls - Jon O'Neill (2021), Unified Basketball - Kerry Farrell (2019), Volleyball Girls - Steve Mantegani (2017).

Winter: Basketball Boys - TJ Chiappone (2011), Basketball Girls - Stephen Wilson (2019), Cheer - Tracy Elliott (2017), Ice Hockey - Brad Kwatcher (2021), Indoor Track - Symonne Scott (2020), Wrestling - Tom Forbes (2002)

Spring: Baseball - Doug Houston (2020), Lacrosse Boys - Steve Linehan (2017), Lacrosse Girls - Whitney McKay (2017); Track & Field Boys - Gordon Cole (2015), Track & Field Girls - Symonne Scott (2020), Softball - Dennis Baker (1995), Volleyball Boys - Steve Mantegani (2019).

### **Highlights:**

- Named a Unified Champion School by the MIAA & Special Olympics.
- During COVID's Fall II season the football program posted an undefeated season; Cheer finished 2nd in State Championship.
- The MIAA implemented in Fall 2021 a new "Power Ranking System" to determine post-season eligibility and under this format five Fall sports were tournament eligible.
- Boys Soccer posted their first ever MIAA tournament victory in school history.
- The Athletic Hall of Fame held it's 3rd induction ceremony for which two current coaches (TJ Chiappone and Dennis Baker) were inducted.

## **NATIONAL HONOR SOCIETY & NATIONAL JUNIOR HONOR SOCIETY**

### **Staffing:**

Ms. Mary Federlien is the advisor, who meets with 6 officers on a weekly basis. The entire NHS group meets monthly to discuss new community service opportunities and organize upcoming events. The National Honor Society is dedicated to the principles of scholarship, leadership, character, and community service.

Ms. Shannon Jones is the adviser who meets with officers and members on a regular basis. In addition to the four tenets of NHS, NJHS also includes Citizenship.

### **Highlights:**

- NJHS collected backpack items to hand out to homeless individuals in Washington DC and to donate to the local food pantry.
- NJHS volunteered at various local nursing homes before the pandemic

## **SPECIAL EDUCATION DEPARTMENT**

### **Staffing and Responsibilities**

The special education team chair is Mrs. Caroline Kazakis. Her current responsibilities include:

- Chair all special education meetings
- Coordinate scheduling/service delivery/testing for all special education students
- Coordinate MCAS proctoring for special education students
- Adhere to mandated timelines for all special education paperwork: state-mandated forms, Individualized Education Programs (IEPs), and quarterly progress reports
- Attend transition meetings at middle school for students matriculating to eighth grade
- Act as liaison between Suzanne Michel, and the special education staff

The School Psychologist is Mrs. Alicia Grillo. Her current responsibilities include:

- Psychological testing for all initial and re-evaluations
- Attend special education meetings and interpret psychological testing results for families and students
- Individual counseling for students
- Write quarterly progress reports on student IEP counseling goals

There are seven special education teachers (Grade 8: Michael Flynn, Emily Meade/Grades 9-12: Kristen Bedard, Meghan Ziny, Sarah Cormier, Whitney McKay, Katelyn DeGaetano) assigned to academic support classes and full inclusion content classes. Their responsibilities include:

- Provide direct services to students across the curriculum on IEPs
- Co-teach general education classes and teach academic support classes
- Monitor progress and collect data in support of IEP goals and write quarterly progress reports on IEP goals
- Collaborate with regular education teachers regarding assignments and performance via email, phone consult or direct 1:1 consult
- Develop and maintain strong relationships with families of students
- Collaborate with related service providers in support of IEP goals and to ensure compliance related to the service delivery grid
- Consult with guidance department regarding student credit status, schedule changes and transition planning
- Conduct initial and re-evaluation educational testing
- Revise and develop student IEPs annually

There are two special education teachers in substantially separate classrooms, Ms. Kate Chaber and Ms. Mary Walnut.

The Applied Behavioral Learning Environment (ABLE) program services students in grades 8-12. One special education teacher supports students in a substantially separate classroom. A modified curriculum is presented with a focus on functional skills as well as academics. Specialized instruction is implemented based upon the principles of Applied Behavior Analysis. The program also employs ABA Technicians to provide additional support both within the ABLE classroom and during inclusion opportunities in general education classes. Students may receive services in speech therapy, occupational therapy, physical therapy or adaptive physical education as indicated on their IEP.

The 18-22 year old transition program serves students with disabilities ages 18-22. One special education teacher currently services students with the support of an Instructional Learning Assistant (ILA). In addition, students with specific medical or physical needs may also be assigned a one-to-one aide as indicated by their IEP. Students may also receive speech therapy, occupational therapy, physical therapy, or adaptive physical education, either at the school or in various community settings, as indicated on their IEPs. The program provides instruction in the school setting as well as community-based learning opportunities and vocational training at various job sites. The transition curriculum targets the following areas:

- Functional math skills
- Functional literacy
- Vocational opportunities, supervision, and guidance
- Health and wellness



- Activities of Daily Living (ADLs)
- Community access and social skill development

### **Highlights**

- The role of Bellingham High School special education is to support those students with learning, social, emotional and/or physical disabilities.
- The referral process for special education is multi-faceted. Referrals for special education supports and services can be, and have been, brought forward by parents, teachers, administrators and/or outside agencies. Once this process has begun, the team has 30 working school days to complete the assessments and 45 working school days in which to meet the parents/guardians and deliver the evaluation reports.
- The special education team chair attends transition meetings at the middle school to assist in the process of matriculating students into grade 8. These meetings are held with members of the 7<sup>th</sup> grade special education team. The purpose of these meetings is to review the IEPs of incoming eighth grade students.
- The high school special education team chair meets with Ms. Suzanne Michel, Assistant Superintendent of Student Services, one time per month in a meeting that includes other coordinators within the school system to review new regulations and system policies regarding special education law.

### **CO-CURRICULAR OFFERINGS**

#### **SADD**

- The Bellingham High School SADD chapter continues working towards its goal of helping fellow students understand the consequences of destructive decisions. Meeting every Friday morning before the start of the school day, the group brainstorms for new and different ideas for making messages "fun, but with meaning." This year, the chapter implemented another new activity in which each month a message card, with a piece of candy, is handed out to each student and faculty member with a message pertaining to smart decision making.

#### **Literary Journal:**

- Mr. Deeks and Mr. Peter Woodward are the advisors to the Literary Journal. *White Blank Page* is a student-run publication built on submissions from the student body of the literary and artistic persuasion. The Senior editor(s) (select representatives usually from grade 12) are responsible for managing the editing process for submissions, formatting the final product, organizing fundraisers, and motivating an alternating staff of "junior" editors. One senior editor is assigned the task of Art Director and they review/select the student art that will be included within the issue. While the members are encouraged to participate for the entire school year, new members are always welcome. Meetings are held on either a weekly or bi-weekly basis in which tasks such as editing/reading submissions, organizing fundraising efforts, scheduling deadlines, and formatting for software publication are undertaken. The senior editors will meet with the advisor once a month to address larger issues and make sure that scheduling deadlines are being met. The journal is slated for May publication and is free to the faculty, student body, and community at large.

#### **Cable Club:**

- Mr. Costa is the Cable Club Advisor. The Cable Club produces a weekly TV show that airs on Fridays called *Hawk News*. The Hawk News crew members learn how to produce, direct, broadcast and edit through the creation of short programs that are shown on the school's closed-circuit system. The show also provides some entertainment in the form of "The

School” episodes, depicting amusing anecdotal aspects of our school. In addition, the Hawk News student staff visits the ABMI Cable 8 studios and utilizes that facility to plan and produce shows at a much more professional level.

#### **Drama Club:**

- The Drama Club performs one large musical annually with the potential of a smaller cabaret-style show at the end of the school year. In 2021 Mrs. Kelly Marderosian continued her work with the drama club.

#### **Robotics Club:**

- The mission of Bellingham High School Blackhawks Robotics club is to provide students a platform to develop and pursue an interest in Science, Technology, Engineering and Math (STEM). The students will develop Leadership skills, soft and hard(technical) skills and focus their effort on designing and building a well-defined robotics project in order to enter it into competitions against their peers in other high schools.

#### **Student Council:**

- The Student Council Advisor is Mrs. Linda Cartier. There are three students that serve as officers, and the Council is accredited by the National Association of Student Councils (NASC). The Student Council provides a service to the school and the community through participation and promotion of the following:
- Spirit Week & Annual Pep Rally – Many activities and competitions between classes are coordinated and monitored by the Student Council
- Thanksgiving Food Drive – Food items and money are donated to Loaves & Fishes Food Pantry for families in need.
- Holiday Toy Drive – Toys and money are collected and donated to Loaves & Fishes Food Pantry for families who need assistance during the holiday season.
- Soup Fundraiser- All the soup that was purchased was donated to the Loaves & Fishes Food Pantry. Over 200 pounds of soup was donated.
- Heifer International- Will be holding fundraisers to raise money to donate to Heifer International

## **Bellingham Memorial School**

Principal's Report: Year ending December 31, 2021

David S. Cutler, Principal

Bellingham Memorial School (BMS) is currently in its fourth year as a grades 4-7 intermediate school. We continue to maintain the elementary model programming for our grades 4 and 5, while our grades 6 and 7 experience a true middle school model before transitioning up to BHS.

BMS has tailored programs to meet the individual needs of our students by providing a safe and supportive learning environment that fosters both academic, and social and emotional student growth. BMS continues to be a Positive Behavior Intervention and Support (PBIS) school where a token economy is used for students meeting the BMS CORE VALUES Perseverance, Accountability, Integrity, and Respect.

*PATHS* is a multi-tiered Social Emotional Learning (SEL) program in grades 4 & 5. Tier 1 consists of daily whole group lessons that focus on the teaching of skills and strategies for the following: self-regulation, conflict resolution, problem solving, positive decision making, anti-bullying, understanding perspective and showing empathy. As a tier two intervention, students may work in small groups or individually as needed with our school adjustment counselor and/or behavior specialist.

We feel each student is challenged to actively participate in our school and in the community and to gain responsibility for setting and achieving personal goals, while learning skills requisite for becoming productive citizens.

We continue our focus on developing innovative programming and learning experiences in a rigorous learning environment requiring a variety of educational resources and support. As we continue our mission, we are thankful for the community's level of support in recent years.

This year's budget proposal is influenced by the following factors:

- Support of our student needs
- Implementation of School Improvement Plan
- The goals set forth in our District Improvement Plan
- Identified Areas of improvement
- Implementation of new curricula in Science and Math

## **BMS MISSION**

Through Collaboration, the BMS community will ensure a positive environment that fosters academic excellence, developing self-directed, life-long learners, and socially responsible students.

## **BPS VISION**

All students will achieve academic excellence and be self-directed learners possessing the ability to think critically, problem solve, communicate, collaborate and research effectively to be socially responsible citizens. ~ Bellingham Public Schools Vision

### **BMS CORE VALUES**

We believe that:

All students can learn and achieve academic success

Collaboration is essential to the success of all stakeholders

All members of the school community will be treated with respect

### **BMS STAFF**

Bellingham Memorial School, located in Bellingham, Massachusetts, has an enrollment of 597 students in grades 4 -7 instructed by 64 teachers and four instructional learning assistants. In addition, the students are supported by two guidance/school adjustment counselors, a Licensed Mental Health Clinician (LMHC) Clinical Coordinator, a Licensed Independent Clinical Social Worker (LICSW), one special education team chair, and one school psychologist. The administration consists of one principal and one assistant principal. A support staff of secretaries, custodians, food service workers, bus drivers and other personnel all equally contribute to the effective operation of the school.

### **BMS STUDENTS**

Based on DESE reporting, the following is a depiction of the BMS student body demographic make-up;

African American 1.9%

Asian 3.9%

Hispanic 4.2%

Native American 0.3%

White 87.8%

Multi-race/Non-Hispanic 1.9%

### **PARENT INVOLVEMENT & COMMUNITY PARTNERSHIPS**

Meet the Teachers Night

Parent Conferences

Educational Fair

Band and Chorus concerts

Drama performance

BMS PTO

Before & After School programming with YMCA

YMCA-sponsored student clubs

PTO-sponsored student clubs

Bellingham Cultural Council

Bellingham Historical Society

Bellingham Educational Foundation

Bellingham Lions

Family Continuity

Worcester County District Attorney's Office (community-based justice program - a collaborative effort between the Bellingham Police, District Attorneys' offices, the Department of Social

Services, the courts and the school) and class-wide assemblies about cyberbullying

Bellingham Public Library

## **OVERVIEW OF CURRICULA**

Bellingham Memorial School has classes following the most current Common Core and Massachusetts state standard curricula in English, Science, Social Studies, Mathematics, Art, Physical Education, and Technology.

For the 2020-2021 school year, we introduced a scheduled Enrichment block in grades 4-7. This period allows us to analyze data and provide students the support or enrichment that they need. Our staff works together to triangulate MCAS data with iReady scores and teacher observations, then schedule our students either an intervention or extension opportunity based on what the data demonstrate. Our data coaches and Response to Intervention (RTI) team work collaboratively every nine weeks to update student data, meet with teachers to run data analysis protocols, then review student placements for the next intervention cycle. The BMS data and RTI teams consist of our Principal, Assistant Principal, Literacy Coach, Literacy Specialist, Math Coach, and Team Chair.

As part of our Tier II and Tier III intervention for our most at-risk students, we have a Literacy Coach, a Literacy Specialist, and a Math Coach who provide resources, support, and direct instruction to teachers and students. As needs are identified through data analysis, Mrs. Mullin and Mrs. Bailey works to group students by areas of demonstrated gaps and provide teachers with resources to effectively address those needs. They also take groups of our most high-risk students to identify what fundamental skills they lack and address those areas during our Enrichment block. We added 2 literacy tutors and 2 math tutors to the team for additional support.

If students do not demonstrate a need for academic intervention, our general teaching staff provides opportunities for extension activities during the Enrichment block. Ranging from a History of Bellingham course to a Math in Fairy Tales course and literary circles, our staff challenges students in a way that extends their curriculum in creative, fun, and meaningful ways.

### **GRADE FOUR:**

#### **Staffing:**

The fourth grade team includes Mrs. Dorcil, Mrs. Ghostlaw, Mrs. Goulet, Mrs. Olson, Mrs. Smith, Mrs. Hurd, Mrs. Frassa, Ms. Surette, Ms. Fraine and Mrs. Mazolla. The fourth grade team has two classes that are co-taught with a full-time general education and a full-time special education teacher present, along with instructional learning specialists in addition to a pullout inclusion teacher that supports both the 4th and 5th grade.

#### **Highlights:**

All fourth grade students are supported with either RTI services or an extension period four days each week, as well as six specials each week: library, technology, PE, chorus, and art.

Mrs. Olson is a member of the district's Math Pilot PLC.

Mrs. Goulet is a member of our Instructional Leadership Team.

### **GRADE FIVE:**

#### **Staffing:**

The fifth grade team includes Mr. Bonney, Mrs. Cassidy, Mrs. Graveline, Mr. Mulligan, Mrs. Plass, Mrs. Strom, Mrs. Xantus, Mrs. Wilson, Mr. Cole and Mrs. Mazolla. The fifth grade team has two classes that are co-taught with a full-time general education and a full-time special education teacher. Two more fifth grade classes are supported by a full-time shared special

educator, along with instructional learning specialists in addition to a pullout inclusion teacher that supports both the 4th and 5th grade.

**Highlights:**

All fifth grade students are supported with either RTI services or an extension period four days each week, as well as six specials each week: library, technology, PE, chorus, and art.

Mrs. Graveline is a member of the district's Math Pilot PLC.

Mrs. Cassidy and Mrs. Plass are certified Keys to Literacy coaches and can serve as resources for their colleagues throughout the building.

All teachers participated in Empowering Writers

**GRADE SIX:**

**Staffing:**

The sixth grade team includes Mrs. Callahan, Mrs. Gould, Mr. Fennelly, Mr. Delaney, Mrs. Rasche, Ms Ohnemus, Mrs. Santangelo and Mrs. Gaynor. The Team Leader is Mrs. Rasche.

**Highlights:**

All sixth grade students are supported with either RTI services or an extension period daily, as well as rotating electives and an opportunity to take band or Chorus.

Mrs. Rasche serves as a member of the Instructional Leadership Team and as a member of the building's Literacy Committee.

Mrs. Callahan serves as a member of the Instructional Leadership Team

Mrs. Rasche is a certified Keys to Literacy coach who serves as resources for their colleagues throughout the building.

All teachers and students participate in the DARE program in conjunction with BPD.

**GRADE SEVEN:**

**Staffing:**

The seventh grade team includes Mrs. Ambler, Mr. Favakeh, Mrs. Johnson, Mr. Grover, Ms. Reed, Mr. Ehle, Mrs. Hoyt, Mr. Cushing, Ms. Solomon and Mrs. McLennon. Mrs. Ambler is the team leader.

**Highlights:**

All seventh grade students are supported with either RTI services or an extension period daily, as well as rotating electives and an opportunity to take band or Chorus.

**TECHNOLOGY**

The technology department is comprised of Mrs. Botelho and Mr. Monroe. They run a variety of specials or engaging elective courses for students in grades four through seven.

**THE ARTS**

Our band is directed by Mr. MacDonald. Students in grades 5-7 are eligible to take band and it is built into our daily schedule. The band performs at school-wide assemblies and annual parent concerts.

Our chorus is directed by full-time staff member Ms. Signa and .2 staff member Adam Stevens. All students in grades four and five take chorus once per week, and other students have an

opportunity to take the class as a special, elective, or after-school activity. The students perform at school-wide assemblies and annual parent concerts.

Our art classes are taught by Mrs. Kindl and Mrs. Oriani. All students have the opportunity to take art as a special or elective. Student artwork is displayed throughout the building in a vast variety of forms, ranging from temporary displays to murals that brighten up our environment.

### **HEALTH AND WELLNESS**

Our health and wellness classes are taught by Mr. Chiappone and Mrs. Evans. All students have an opportunity to take PE and wellness as a special or elective.

### **SCHOOL COUNSELING DEPARTMENT**

The guidance department consists of four school counselors, Mrs. McKim, Mrs. Wesolowski, Ms. Pagella and Ms. Todd, in addition to a school psychologist, Ms. Paiva. They hold individual and group counseling sessions, lunch bunches, social skills groups, and organizational groups. Our guidance department oversees the distribution of our PBIS prizes on a weekly basis. The guidance department pushes into classrooms to deliver curriculum to students on an ongoing basis in order to supply our students with Character Education topics and programming. The guidance department coordinated the scheduling, dissemination, proctoring, and collection of MCAS test materials in the spring 2020 and will continue in 2021. Their connections with Family Continuity and the other buildings within the district enabled them to reach out to colleagues and organize and implement multiple community counseling opportunities. The guidance department coordinates the meetings, writing, and dissemination of 504 plans for all students in the building.

The school counseling department also attends IEP meetings as members of teams, and writes quarterly progress reports on student IEP counseling goals. In addition to the above, the school psychologist also conducts psychological testing for all initial and re-evaluations, and attends special education meetings and interprets psychological testing results for families and students. BMS is proud to have a Clinical Team that meets monthly to discuss and chart progress of students experiencing difficulty and/or trauma. The team consists of the Principal, School Psychologist, School Counselors, Team Chair, Nurse, and BCBA.

### **SPECIAL EDUCATION DEPARTMENT**

The special education team chair is Mrs. Smart, and she is supported by one full-time secretary, Mrs. Cournoyer.

The team chair is responsible for scheduling and chairing special education meetings, coordinating scheduling/service delivery/testing for all special education students, adhering to mandated timelines for all special education paperwork, and acting as liaison between Suzanne Michel and the special education staff.

There are ten special education teachers: Mrs. Hoyt, Mrs. Plass, Mrs. Smith, Mrs. Wilson, Mr. Cushing, Mrs. Santangelo, Mrs. Frassa, Mrs. McClennon and Mrs. Gaynor and Mrs. Mazzola

Their responsibilities include providing direct services to students across the curriculum on IEPs and 504 plans, co-teaching when placed in inclusion classes throughout the day, teaching academic support classes when scheduled, monitoring progress and collecting data in support of IEP goals and writing quarterly progress reports on IEP goals, and collaborating with regular education teachers regarding assignments and performance. Additionally, the special education

teachers develop and maintain strong relationships with families of students, conduct initial and re-evaluation educational testing, revise and develop student IEPs annually, attend special education meetings (annual, initial, reevaluation, progress), and proctor MCAS exams.

There are 9 Instructional Learning Assistants (ILAs) assigned to both academic support and content classes. Each ILA works in conjunction with the special education and general education teachers to support students.

In addition, Bellingham Memorial School proudly houses one substantially separate classroom:

The ABA program services students in grades 4-7. One Special Education Teacher (Kyle Lundgren) serves 7 students in a substantially separate classroom. A modified curriculum is presented with a focus on functional skills as well as academics. Specialized instruction is implemented based upon the principles of Applied Behavior Analysis. The program also employs ABA Technicians to provide additional support both within the classroom and during inclusion opportunities in general education classes.

#### **AFTER-SCHOOL PROGRAMMING - ON HOLD DUE TO COVID**

##### **Athletics - Interscholastic:**

The Athletic offerings are administered by Michael Connor - Athletic Director, and consist of six (6) interscholastic sports encompassing 9 teams for the 2021-22 school; four (4) of which are new offerings. Due to COVID, Middle School Sports were not offered during the 2020-21 school year.

Fall: Cross Country - Boys, Cross Country - Girls (grades 4 - 7), Field Hockey - Girls (grades 6 - 7); Volleyball - Girls (grades 6-7).

Winter: Basketball - Boys, Basketball - Girls (grade 7), Wrestling - Co ed (grades 5 - 7).

Spring: Track & Field - Boys, Track & Field - Girls (grades 5 - 7)

Math Club; Drama; Student Council; Intramurals; Art Club, Jazz Band YMCA offerings

##### **Math Clubs: ON HOLD DUE TO COVID**

Students train for and compete in Kangaroo Math and Noetic Math competitions.

##### **Drama Club:**

Mrs. Surette is the Drama Club Advisor. The Drama Club is open to grades 4-7 and performs one large theatrical production annually. There are 65 students involved in this year's production and 20 backstage hands.

##### **Student Council:**

The Student Council run by Ms. Botelho and mres. Xantus is open to grades 4-7 and has 50 members of the BMS student body on it's roster. The student council provides a service to the school and the community through participation and promotion of the following:

Monthly BMS Spirit Days

Thanksgiving Food Drive - Food items and money are donated to the Loaves & Fishes Food Pantry for families in need.

Holiday Coat Drive - Donated coats are donated to local shelters for children in need.

Increasing student voice in the BMS



Pennies for Patients to benefit the Leukemia and Lymphoma Society

March Kindness Calendar Challenge - students are challenged daily with a different kindness activity like random acts of kindness, picking up garbage, making a new friend, etc. on a daily basis

May school-wide talent show to celebrate the talents and skills of our students and staff

Intramural Sports: ON HOLD DUE TO COVID

Intramurals are offered to meet the physical, social and recreational needs of each grade level.

Activity levels differ to ensure participation from the beginner to the skilled athlete.

The advisors are as follows:

Grade 4 -

Grade 5 -

Grade 6 -

Grade 7 -

The mission of our intramural programs is to promote the concept of team.

YMCA Offerings: ON HOLD DUE TO COVID

In collaboration with Kim Jennings from the Hockomock YMCA, BMS has been able to increase STEM-themed opportunities in both classrooms and through after-school clubs such as robotics, Toy Making and Graphic Art. In addition, the YMCA has before and after-school programs for students to participate in to support our working parents.

Respectfully Submitted,

David S. Cutler, Principal

**Joseph F. DiPietro Elementary School**

**Principal's Report:** Year Ending December 31, 2021

**Principal:** Miriam J. Friedman

Joseph F. DiPietro Elementary School continues to support and apply the Bellingham Public Schools mission to Dream, Achieve, Succeed. Our goal is to create a community to maximize achievement, promote social competence, respect both similarities and differences, and develop lifelong learners who contribute positively to the community.

It is with focus on Bellingham Public Schools' District Strategic Plan that we identified our areas in need of improvement to create our School Improvement Plan and build our budget.

**MISSION:** Dream, Achieve, Succeed

**VISION:** In collaboration with students, their families, and the community, we will provide a safe learning environment, where the unique strengths of every learner are enhanced and celebrated. We will work together to build a shared sense of pride in the Bellingham Public Schools by amplifying academic excellence, increasing communication, cultivating a positive climate, improving social & emotional well-being, and enhancing technology use and implementation. (Bellingham Public Schools' Vision)

**CORE VALUES:** Academic Excellence, Compassion, Perseverance, Respect, Safety  
(Bellingham Public Schools' Core Values)

**CURRICULA:**

ELA - Reading is taught with a complete focus on the Five Essential Components of Reading: phonemic awareness, phonics, vocabulary development, reading fluency, and reading comprehension. The reading curriculum is guided by two programs: *Foundations*, which addresses phonemic awareness and phonics, and *Making Meaning*, which addresses vocabulary development and reading comprehension. The reader's workshop teaching model is used to engage students and provide a gradual release of responsibility.

The writer's workshop model is used to teach the writing process. The programs used to engage students are *Being a Writer* for grades K-2 and *Empowering Writers* for grade 3. Through these programs students learn to develop ideas and to revise and edit drafts.

Both formative and summative assessments are used to monitor student learning and drive instruction. Formative reading and writing assessments are given periodically to help identify individual children's strengths and weaknesses in oral language, phonemic awareness, phonics, concepts of print, letter recognition, sight word recognition, fluency, vocabulary, comprehension, and written expression, including written response to text.

Staff members of DiPietro are currently serving on the district level ELA Review Committee to assess current strengths and needs in order to best serve our students. Our kindergarten team is piloting the use of Hefferty with the goal of closing phonological awareness gaps in student learning. The team has found success and students are making progress.

Math - In 2021 DiPietro continued to fully implement *Bridges in Mathematics* and *Number Corner* math programs. All students access grade level Number Corner and Bridges activities. Students in need of additional intervention receive support through the *Bridges Intervention*

program and/or the *Add Vantage Math Recovery* (AVMR) program.

Over the course of the year, staff collaborated to unpack the program and identify the areas of the program that must be utilized in order for students to be successful at the next grade level. Teachers at each grade level have scaffolded instruction as they provided accelerated learning opportunities for all students.

Science and Social Studies - In Science and Social Studies, teachers continue to base their curriculum on the Massachusetts Frameworks. Using several different resources, teachers engage students in the scientific method and project-based learning to explore new topics. Cross curricular instruction is utilized through science and social studies as teachers emphasize reading and writing standards through these subjects.

Social Emotional Development - At DiPietro we know that in order for students to maximize academic excellence we must also explicitly address social emotional development. The social emotional curriculum is provided through the use of the *Promoting Alternative Thinking Strategies* program (*PATHS*) and *Positive Behavioral Interventions and Support* program (*PBIS*).

*PATHS* is a multi-tiered program. Tier 1 consists of daily whole group lessons that focus on the teaching of skills and strategies for the following: self-regulation, conflict resolution, problem solving, positive decision making, anti-bullying, understanding perspective and showing empathy. As a tier two intervention, students may work in small groups or individually as needed with our school adjustment counselor and/or behavior specialist. As a tier three intervention, students may have an individualized behavior plan and scheduled meetings on an individual basis to work with our school adjustment counselor or behavior specialist.

*PBIS* is used school-wide. The goal of this program is to promote positive expected behaviors by celebrating those behaviors in daily life. All students are taught *PBIS* lessons of expected behavior throughout the school. For example: lessons are taught for how to walk in the hallway, how to act at recess etc. Throughout the building, staff explicitly recognize positive behavior of a child, or even another staff member, to further strengthen the lessons and encourage all students to strive to show that same behavior.

**SPECIAL EDUCATION:** DiPietro continues to provide co-teaching at all grade levels. These classrooms are staffed with a general education teacher and a special education teacher who are jointly responsible for classroom management and instruction. The co-taught teams at each grade level work collaboratively to meet the needs of each student in their class. With most instruction for all students happening within the regular classroom setting, all students have the opportunity to remain with their peer group for a greater percentage of the school day. This gives students direct exposure to grade level instruction and material. In addition, data collection and progress monitoring is done in orchestration with the general education teacher, math specialist and reading specialist.

**TITLE 1:** DiPietro's schoolwide Title I Program, funded by a federal grant, allows us to provide additional tiered literacy and math intervention across all grade levels. The staff who deliver such services include a full-time Literacy Specialist, a full-time Math Specialist, three part-time Literacy Tutors and three part-time Math Tutors.

**PARENT AND COMMUNITY PARTNERSHIP:** Parents and the community continue to be an integral part of our school. The PTO organizes activities for students and families throughout the school year. This year the PTO organized an outdoor ice cream social and Holiday store.

Additionally, the PTO is supporting various programs to be brought into DiPietro for enrichment. Finally, the PTO is completing the outdoor classroom project that was started before the COVID pandemic. It is slated to be completed in March.

Our students continue to thrive under the leadership of Superintendent of Schools, Mr. Peter Marano, and the District School Committee, chaired by Mr. Michael Reed. The community's continued support is greatly appreciated. It is a privilege to work with our students, the future leaders of our community.

Respectfully submitted,

Miriam Friedman, Principal

## **Stall Brook Elementary School**

**Principal's Report:** Year Ending December 31, 2021

**Principal:** Emily Lauri

The mission of the Stall Brook Elementary School is to be an inclusive school community that supports students, empowers teachers, and engages families. We strive to develop lifelong learners and foster a love for learning. At Stall Brook, students experience research-based and scientifically proven instructional practices that develop individual and collaborative problem solving and critical thinking skills. We are an educational community committed to:

- promoting the establishment of Professional Learning Communities among the staff with the purpose of collecting, analyzing, and assessing data to guide instructional practices and improve student achievement.
- rigorous implementation of a RtI (Response to Intervention) model that includes a combination of high-quality responsive instruction, assessment, and evidence-based intervention.
- providing an environment that inspires participation, responsible actions, problem-solving, creativity, productivity, and the enhancement of self-esteem.
- cultivating collaborative relationships and mutual respect between the school, home, community, and administration.
- supporting our teachers' understanding of our current math and literacy research-based programs with the aim of improving student learning and achievement.
- increasing our educators' competency of social-emotional learning and instruction to guide students' in the development of skills to build relationships, work with others, take perspective, as well as identify and regulate their emotions.

### **Commitment to Academic and Social-Emotional Excellence**

Instruction at Stall Brook Elementary School is child-centered and focused on meeting the individual needs of our learners. Our teachers stress thinking skills and problem-solving in mathematics; reading for interpretation and meaning in a variety of genres and in all subject areas; expository and creative writing that is thematically developed, well constructed and able to capture the reader's interest; investigative learning in science; and understanding the world around us through relevant research and project design. We adhere to the belief that children at the elementary level learn best when they construct meaning on their own, work in heterogeneous cooperative groups, and develop strategies for independent problem-solving.

We currently have three sections of full-day kindergarten, four sections of first grade, four sections of second grade, and three sections of third grade. At Stall Brook, we strive to provide each student with what they need in the least restrictive environment. Special Education and English Language are delivered based on a child's profile and include inclusion as well as pull-out services. Stall Brook Elementary School also houses a substantially separate Foundational Learning Center classroom to meet the needs of students who require additional support beyond our inclusion modeled classrooms.

Stall Brook has a schoolwide Title I Program. Through this federal grant, we are able to provide additional tiered literacy and math intervention across all grade levels. The staff who deliver such services include a full-time Literacy Specialist, a full-time Math Specialist, three part-time Title I Literacy Tutors and two part-time Math Tutors.

*ELA*

We implement comprehensive ELA instruction, employing models such as Reader's and Writer's Workshop. During Reader's Workshop, teachers engage students in mini-lessons that focus on vocabulary development and comprehension. Reader's workshop also includes working with students in flexible groups using varying methodologies and tools to teach effective decoding strategies, reinforce and apply phonological awareness and phonics, and provide explicit fluency and comprehension with genre study instruction. Our Writer's Workshop, which teaches encoding, also begins with a mini-lesson focusing on building story sense, writer's craft or the writing process. Children also learn to develop ideas, apply phonological awareness and phonics while draft writing, revise and edit their writing, etc. Our phonics instruction is based on *Wilson Foundations*® through which students develop phonemic and phonological awareness, sound/symbol correspondence, and an understanding of syllable types. Using this knowledge, students are taught to blend and segment in order to apply phonics to their reading and writing.

To monitor student progress, formative reading and writing assessments are given periodically to help determine a child's strengths and weaknesses in oral language, phonemic awareness, phonics, concepts of print, letter recognition, sight word recognition, fluency, vocabulary, comprehension, and written expression, including written response to text. The data collected from such ongoing assessments is used to monitor student progress and set student learning goals, as well as by teachers to inform their ELA instruction and choose appropriate tools/materials. Specialized programs such as *Leveled Literacy Intervention (LLI)*, *Wilson Just Words*, *Read Naturally*, etc. help select students who need additional help in literacy.

#### *Math*

In the 2020-2021 school year, Stall Brook continues to fully implement the *Bridges in Mathematics* and *Number Corner* programs for Tier 1 instruction. Along with the *Math Recovery* program, we use the *Bridges Intervention* program for Tier 2 and 3 instruction in grades K-3. The implementation of these programs is fully supported by the Title 1 program and the Math Specialist through coaching and Response to Intervention which is driven by systematic data collection and analysis.

All students, grades 1 through 3, are monitored through assessments at the end of each of 8 Units, quarterly Number Corner assessments, and I-ready assessments three times per year. Kindergarten students are monitored through interview style and written benchmark assessments at the end of each Unit and quarterly Number Corner assessments. Interventionists use ongoing formative assessments to inform the next steps for instruction, highlight the needs of each individual student and focus on progress and growth. Students that are not meeting grade-level benchmarks are closely monitored by interventionists through various math probes and progress monitoring tools. Data teams perform school-wide achievement tracking and analysis using the i-Ready and progress monitoring to ensure Title I interventions are targeting students appropriately and using intervention strategies effectively. All parents are informed of their student's benchmark achievement level at the end of each trimester and supplemental Title I interventions will be detailed in the progress reports of all students receiving these services at the end of each intervention cycle.

#### *Science and Social Studies*

In Science and Social Studies, teachers continue to base their curriculum on the Massachusetts Frameworks. Using several different resources, teachers engage students in the scientific method and project-based learning to explore new topics. We have found that working together as a

grade level has enabled our teachers to develop relevant, stimulating units of instruction. Classroom teachers work together with specialists to include Science and Social Studies themes and topics across the curriculum. In addition, to align with the common core standards, our teachers integrate the Social Studies and Science units into literacy standards using a variety of nonfiction genres.

### *Social-Emotional Development*

Along with Stall Brook's focus on academics, we strive to provide a balanced education that includes social-emotional learning. This year, all Stall Brook classrooms are engaging in the PATHS social-emotional curriculum. Through the use of the PATHS curriculum, students are explicitly taught strategies and skills to resolve conflicts, identify and manage emotions, problem-solve, make responsible decisions, as well as the skills of empathy and perspective-taking. These classroom delivered lessons are done by classroom teachers twice a week and integrated through the school day for generalization and modeling of skills.

This year, Stall Brook continues to be committed to developing and deepening a positive school culture that includes all of its members. With the implementation and strengthening of our Positive Behavioral Intervention Support Program (PBIS), behavioral expectations ("behavioral promises") were identified. The goal of this program is to explicitly teach and celebrate positive behaviors in our students. Students were taught the expectations of what being safe, kind, responsible, brave, and honest are within all areas of our school. Students are continuously reinforced for these behaviors through acknowledgment systems within their classrooms and throughout their school. Staff also participate in our PBIS program to contribute to develop a positive school culture and model prosocial behaviors. They are also recognized for being safe, kind, responsible, brave, or honest by adults and students within our building. In addition to students being reinforced individually for positive behaviors, we also offer class-wide reinforcement in the form of chips that allow grade levels to work together to earn Spirit Days and other special grade-level activities.

This year we have expanded our PBIS Program with a new Tier II Check-In/Check Out program for children identified as at risk for externalizing difficulties. This is a nine week intervention program that provides very intensive and structured reinforcement for safe, kind and responsible behaviors throughout the school day.

### **Special Education**

For the 2021-2022 school year, Stall Brook has continued working with the co-teaching model with some variation among grade levels. All grade levels have a full time co-taught classroom (special education teacher and regular education teacher for the majority of the day) and a partially supported classroom (special education teacher in the classroom for the core content areas). We also have two instructional learning assistants supporting kindergarten and grade 1. Within our co-teaching classrooms, both teachers are responsible for classroom management and instruction. Most special education services are delivered in the general education setting, minimizing the amount of time students who receive specialized services are removed from the classroom. All students in these classrooms are exposed to grade-level material and provided with the necessary modifications and accommodations to be successful. The special education teacher provides modified content and instruction to students on Individualized Education Plans within these classrooms and is able to work collaboratively with the general education teacher in order to accommodate for varying levels of need within the classroom. Pull-out instruction for who need to access instruction in a more restrictive environment students is provided by another special education teacher across grade levels.

There are currently six special education teachers working across four grade levels in varying roles (co-taught, partial co-taught, or pull out). We also have one special education teacher who provides service in a substantially separate setting. As always, our special education staff continues to work closely with the math and literacy specialists in the building to use a variety of tools and implement programs that will best meet the needs of all students. Continuous data collection and progress monitoring are utilized in order to assess personal student growth.

Stall Brook Elementary is the home of the elementary-level Foundational Learning Center (FLC) Program, which provides individualized services to students with significant cognitive impairments, often in combination with behavioral challenges. This program utilizes researched, evidence-based, and data-driven educational strategies, including Applied Behavior Analysis (ABA), to support students in all aspects of their school day.

As in previous years, the *Autism Curriculum Encyclopedia (ACE)* and *Thread Learning* continue to be used with all appropriate students in the FLC Program. These are programs that allow teachers to pull from a large database of programming based on ABA principles and customize the programs to the individual student. This, along with the highly-trained staff and structure of the program, allows our students to receive an education tailored to their needs while remaining actively involved in their home community.

The FLC program supports students with a diversity of needs through individualized programming with the goal of maximizing the time students are successfully included in the general education setting. Stall Brook provides special education and general education students the opportunity to learn from each other across a variety of domains through inclusion, based on student needs. All Stall Brook students benefit from inclusion by learning academic, communication, and social skills from each other in an environment that supports the acceptance of all learners.

#### **Parent and Community Partnership**

Stall Brook's Parent-Teacher Organization (PTO) continues to be an integral part of our school community. The PTO organizes and executes activities for students and families throughout the year. The PTO has been able to facilitate multiple in-person and virtual student and family events.

This year, our PTO organized a variety of events including a "Pumpkin Stroll" evening in October, where students and families donated carved pumpkins. The PTO decorated the halls of Stall Brook with lights and displays. Students and families were invited to walk through and view the spectacular sight. Also, the Stall Brook PTO organizes in conjunction with the Stall Brook Staff organized a virtual cultural storyteller event in January. The school year ended with our Third Grade Memory Night.

At Stall Brook, we are grateful for the support from our district administration, families, and the community at large who play an important role in our ability to educate our students to continue to grow and achieve. We, at Stall Brook, are privileged with the opportunity to work with students to set the foundation for their educational career within the Bellingham Public Schools.

Respectfully submitted,

Emily Luuri, Principal



## **CURRICULUM, INSTRUCTION, AND ASSESSMENT**

Annual Report: Year Ending December 2021

Carolyn Rafferty, Assistant Superintendent of Curriculum, Instruction, and Assessment

### **Bellingham Public Schools Curriculum Review Cycle Updates:**

#### **Mathematics**

**Review Year:** 2018-2019

**Current Stage:**

K-5: Implement/Monitor

6-8: Develop/Redesign (*Piloting in-progress*)

9-12: Implement/Monitor

This year we have extended our K-5 math curriculum, Bridges, from the Math Learning Center, to include our PreK classrooms. Our Elementary Math Specialists are providing training for our PreK teachers on the program and supporting them in launching this new curriculum in their classrooms.

We are currently piloting Illustrative Math in grades 6-8 as a core resource and ALEKS as a supplemental resource. McGraw Hill is the publisher for both programs. Illustrative Math was reviewed by the Curriculum Review team using EdReports and Curate and has met the Department of Elementary and Secondary Education requirements for high-quality curriculum materials. ALEKS is a supplemental, artificial intelligence program used to identify and address student learning needs. More information about these resources can be found [here](#).

#### **English Language Arts:**

**Upcoming Review Year:** 2021-2022

**Current Stage:** Self Study

The Bellingham English Language Arts Curriculum Review process began in September of 2020 with our participation in the Department of Elementary and Secondary Education Evaluating and Selecting High-Quality Materials for ELA Network. Our Literacy Leads, Caroline Dillon (BHS Department Coordinator), Jessica Mullin (BMS Literacy Specialist), Mary Weidler (Stall Brook Literacy Specialist), Noreen Thomas (DiPietro Literacy Specialist, along with Carolyn Rafferty (Assistant Superintendent of Curriculum, Instruction, and Assessment) participated in the network with other districts across the state to build curriculum literacy and knowledge of the curricular materials selection process; self-evaluate, document progress, and complete one or more phases of the curricular materials selection process and; collaborate, participate actively, and share updates during virtual and in-person meetings.

An English Language Arts Curriculum Review Committee was officially established at the start of the 2021-2022 school year to conduct this self-study. Literacy leads at each building were hired to facilitate the self-study process at each building/level, under the guidance of the Assistant Superintendent of Curriculum, Instruction, and Assessment. Representatives for each grade level/department were appointed to form the full committee. This team began its work by developing a set of essential questions to gain a full understanding of the District's ELA program.

From September through December, school-based teams conducted a review of their curriculum and instruction. Building-based teams have reviewed their curriculum resources for alignment to the Massachusetts Curriculum Frameworks, identifying resources used and areas of need.

Building-based teams have also reviewed their instructional practices for alignment to the Massachusetts Curriculum Frameworks Guiding Principles to identify how our curriculum and instructional methodologies align with the expectations provided by DESE (Department of Elementary and Secondary Education). Coinciding with this work, the ELA Curriculum Review Team developed and administered an extensive survey, based upon the essential questions, as a tool to gain further insight into the District's ELA program.

The Review Team is planning to begin the process of researching, identifying, and selecting new curriculum materials to field test in the spring, with a target for adoption in the 2022-2023 school year.

#### **Science and Technology**

**Upcoming Review Year:** 2022-2023

**Current Stage:** Implement/Monitor

#### **History/Social Science**

**Review Year:** 2019-2020 (*in-progress*)

**Current Stage:**

Self-Study/Action Planning

A curriculum review was launched in the fall of 2019 to conduct an analysis of the current curriculum for this department. As a part of this process, teachers examined the newly updated curriculum frameworks, to identify areas where the standards had changed or shifted grade levels. Teachers across all grade levels are studying the practice standards and guiding principles for history and social sciences and identifying implications for instruction.

Work on the History and Social Sciences review was stalled due to the COVID-19 pandemic. The review was relaunched in the fall of 2021 and a new review team was developed. This team consists of a building chairperson and representatives for each grade level. The building-based teams, in grades PreK-12, are conducting a review of their curriculum and instruction which consists of three parts. First, the team reviews our curriculum resources for alignment to the Massachusetts Curriculum Frameworks, identifying resources used and areas of need. Second, the team reviewed their instructional practices for alignment to the Massachusetts Curriculum Frameworks Guiding Principles and Practice Standards to identify how our curriculum and instructional methodologies align with the expectations provided by DESE (Department of Elementary and Secondary Education). This process led to the development of a 2-year action plan which will ultimately lead to the adoption of new curriculum materials in grades K-5 for the 2023-2024 school year.

Additionally, the High School History Department, led by Kevin MacNamara, is researching new World History textbooks to field-test for adoption in the 2022-2023 school year.

Civics Projects at the high school level are being implemented in accordance with the guidelines provided by the Department of Elementary and Secondary Education (DESE). Our students complete two civics projects, once in grade eight, and a second while taking US History I or II. On November 8, 2018, Governor Charlie Baker signed Chapter 296 of the Acts of 2018, *An Act to promote and enhance civic engagement*, which includes provisions related to student-led civics aligned to the History and Social Science Curriculum Framework. This law states that all students should be provided the opportunity to complete student-led civics projects first in grade 8, and again in high school (at any

point 9-12). It further states that these projects should be student-led, project-based, real-world, rooted in an understanding of systems impact, goal-driven, inquiry-based, non-partisan, process-focused, and action-based.

### **World Language**

**Review Year:** 2021-2022

**Current Stage:** New Curriculum Adoption

Our World Language Department, research and identified a new program for our Spanish and French courses, Voces, from Teacher's Discovery digital curriculum, which has been well received by our teachers and students.

### **Art, Music, Wellness (Health/PE)**

**Review Year:** 2023-2024

**Current Stage:** Implement/Monitor

## **PROFESSIONAL DEVELOPMENT AND TRAINING**

Annual Report: Year Ending December 2021

Carolyn Rafferty, Assistant Superintendent of Curriculum, Instruction, and Assessment

Each year, our educators participate in three full days of professional development targeting district initiatives, as well as early release days focused on building-based needs.

On August 30, 2021, we held the first of the three professional development days for staff. Staff was provided over 10 sessions to choose from. Some of the topics included were:

- Moving Out of Survival Mode Into Learning Mode
- Engaging Students in Historical Inquiry Using History's Mysteries
- Learning for Justice Webinars
- Illustrative Math Training
- Cultural Proficiency with Kalise Wornum
- CPR/First Aid
- Safety Care

On August 31, 2021, we held the second of the three professional development days for staff. Staff was provided over 10 sessions to choose from. Some of the topics included were:

- Supporting Transgender Youth
- Smart Board PD Training
- Learning for Justice Webinars
- Illustrative Math Training
- Bullying and Power Differential

On January 18, 2022, we will hold our final professional development day. Staff will be provided with more than 15 workshops and training options to choose from. Some of the topics included are:

- Learning for Justice Webinars
- Mooney Language Labs: Strategies for supporting English Language Learners
- 8 Brain Based Teaching Strategies for Developing the Cognitive Context
- Moving Out of Survival Mode Into Learning Mode

Playmaker 101: Foundations of Playmaking  
AVMR Math Course  
PBL Project Slice  
Cultural Proficiency with Kalise Wornum  
Self Care Comes First: Tips for Practicing and Promoting Well-Being  
Vicarious Trauma and Self-Care  
Understanding Dyslexia and the New State Mandates for Screening K-3

## DEPARTMENT OF STUDENT SERVICES

Annual Report: Year Ending December 2021

Suzanne Michel, Director of Student Services

The Student Services Department supports the overall mission of the Bellingham Public Schools by collaborating, providing personnel, staff development and leadership to meet students' learning needs in a single system of education that maximizes the resources of the entire system. The Bellingham Public Schools' Student Services Department provides resources and strategies that ensure all children with a disability are provided with a Free Appropriate Public Education (FAPE) that prepares them for further education, employment, independent living and are afforded the opportunity to meet District Learning Goals. We are a community of parents, teachers, administrators, business leaders and the general public committed to excellence and accountability. Our vision for the future is constantly shaped by the diverse and changing needs of our students. We recognize that teamwork is integral to our efforts and that effective collaboration maximizes our resources so that our students are well prepared for the future.

With the start of the 2021-2022 school year, many positive changes have been underway in the Student Services Department. A comprehensive review of existing instruction was completed for our Tier 2 and Tier 3 students. These students have been evaluated and identified as needing rigorous targeted support in a specific area. As a result of this work, new specifically designed instruction programs and curriculums have been purchased and implemented at all district schools. Students are able to access evidence-based instruction at prescribed intervals to reduce or close learning gaps. In response to the Dyslexia guidance from DESE, we have successfully onboarded various reading programs for students requiring a structured, systematic, phonetic-based reading program. Our licensed special education teachers have welcomed the new models of instruction and are reporting positive results with their students.

The Bellingham Special Education Parent Advisory Council (SEPAC) has been restructured and is fully operational. SEPAC is a group of parents of students with disabilities receiving services through an IEP or 504 plan or parents interested in learning more about the student services department resources that come together in a collaborative effort to have their voice, ideas, and suggestions realized. SEPAC partners with the district administration to support our students' access to educational programs and opportunities. SEPAC is open for all parents to participate. SEPAC welcomes new members and truly values parents in leadership roles.

The Student Services Department has launched a new Team Meeting Parent Survey to measure parent satisfaction and help us to make any adjustments or improvements with our Team meeting process. Parents receive an email with a link to the survey after a Team meeting. We are excited to report, the survey is available in multiple languages. Parent feedback is vital to our operational success and collaboration. We invite you to complete the survey and share your feedback about your personal experiences following your students' Team meeting.

The ABA and sub-separate educational programs continue to serve our students with developmental disabilities from preschool through 22 years of age. The programs are located at the Stall Brook Elementary, Bellingham Memorial, and Bellingham High Schools. These programs are supervised and supported by our BCBAs, Leslie Sullivan and Ashley Itani. Instruction is provided by certified special education teachers and ABA/Behavior technicians. Students within these programs can receive a comprehensive set of related services which meet each student's individual needs. These related services could include speech and language, physical therapy, occupational therapy, orientation and mobility, vision, and deaf and hard of hearing services, receive speech/language, occupational therapy, and physical therapy in

accordance with their Individual Educational Programs. The students also participate in the general education setting for a portion of their school day.

The Bellingham Early Childhood Program (BECP) is available to our youngest learners. Upon turning age three years, eligible students are able to access special education services in the least restrictive environment. Approximately one hundred children ranging in age from three to five years old participate in the program. BECP also welcomes neurotypical peers to participate in the program. The combination of students with and without disabilities fosters the inclusion model shared in the other schools across the district. BECP also partners with Milford Family and Community Network (funded through an EEC grant, Coordinated Family and Community Engagement (CFCE), that sponsors two parent-child playgroups in the community that are facilitated by staff from BECP. BECP works closely with families of students with special needs and collaborates with both the regional early intervention programs and elementary schools to provide smooth transitions for all students.

Bellingham High School offers continued student services through a combination of program models for students (grade 8-12 and ages 18-22). These programs serve students with cognitive delays with or without behavioral difficulties through the use of Applied Behavior Analysis principles of learning. These services are delivered in both a substantially separate classroom and an inclusion setting, with the amount of time in each setting dependent on the individual students' abilities and needs in accordance with their IEP.

Students attending the Transitional Program (ages 18-22) focus on pre-vocational, vocational, and skills required for a successful transition to adult programming and services. The program utilizes a variety of research and evidence-based strategies, such as discrete trial teaching, natural environment training, positive reinforcement, and Picture Exchange Communication Systems, Assistive Communication Devices, and Social Thinking curriculum to help students reach their academic, communicative, behavioral and social potential. The students in grades 8-12 are provided modified classes in English, Math, Social Studies and Science and also participate in general education classes with accommodations and instructional support. All students in these programs have various pre-vocational, vocational and community opportunities as well.

The Keough Memorial Academy, KMA, provides an alternative program to junior and senior high school age students with special needs in the least restrictive setting. KMA is a public day-school approved by the Massachusetts Department of Elementary and Secondary Education (DESE). Students from Bellingham and several surrounding communities are educated in a small class environment with a range of educational and therapeutic services. Students are encouraged to work to their maximum potential while developing problem solving skills that will empower them to become productive, caring and successful contributors in our schools and society. Utilizing the Positive Behavioral Intervention System, the staff members at Keough Academy foster a holistic approach to learning and support the emotional and psychological needs of their students, as well as meet the educational requirements necessary for successful entry into a higher level of education or the workforce.

With the full support of the Superintendent of Schools, Peter Marano; the Assistant Superintendent for Curriculum and Instruction, Carolyn Rafferty, and all the Principals, the Office of Student Services continues to provide high quality educational programs and services for all our students. With continued collaboration, we are confident that our students will continue to receive a Free Appropriate Public Education (FAPB) that prepares them for further education, employment and independent living.

## ENGLISH LEARNER DEPARTMENT

This year, our English Learner Department has welcomed six new staff members and over fifty new English language learners to our schools across the district. Our department staff is as follows:

Carolyn Rafferty, BLE Program Director  
Marisa Nardo, ELE Program Coordinator  
Dianna Calisto, BHS ESL Teacher  
Wendo Cardoso, BHS ESL Tutor  
Ruby Shumaker, BMS ESL Teacher  
Jennifer Ferreira, Stall Brook, ESL Teacher  
Heather DeMarco, DiPietro ESL Tutor

As of December 16, 2021, we have seventy-nine students with Limited English Proficiency that require direct and explicit English language instruction by a licensed English as a Second Language Teacher. Additionally, we have twenty-eight students that have exited the program and still require monitoring for four years to ensure their success.

This year, we have adopted new curriculum materials for English language development. These materials are published by Cengage, a division of National Geographic. We have also developed two English Language Development courses at our Bellingham High School to meet the needs of our newcomer population in grades eight through twelve. "Newcomers," are students that are new to United States schools and who have little or no English proficiency. Our new curriculum materials include resources to address the unique needs of newcomers and will be utilized across all of our schools as we welcome new students in our classrooms and begin supporting their acquisition of the English language.

## FEDERAL AND STATE PROJECT GRANTS

Listed below is a summary of Federal and State Project Grants received during the School/Fiscal year of July 1, 2021 to June 30, 2022.

FEDERAL GRANTS		
1	Title IIA, Teacher Quality	\$42,894
2	IDEA	\$659,250
3	Title I Distribution	\$223,314
4	Title IV, Student Support and Academic Enrichment	\$12,764
5	Early Childhood Special Education	\$28,707
6	American Rescue Plan IDEA	\$112,536
7	American Rescue Plan IDEA Part B	\$10,010
8	American Rescue Plan Homeless Children and Youth	\$11,679
9	ESSER II	\$603,809
10	ESSER III	\$1,385,986
	<b>SUB TOTAL FOR FEDERAL GRANTS</b>	<b>\$3,090,949</b>
STATE GRANTS		
1	Afterschool and Out-of-School Time Quality Enhancements - Continuation	\$40,000
	<b>SUB TOTAL FOR STATE GRANTS</b>	<b>\$40,000</b>
TRUST GRANTS		
1	Innovation Pathways Planning	\$21,764
	<b>SUBTOTAL FOR TRUST GRANTS</b>	<b>\$21,764</b>
	<b>DISTRICT TOTAL FOR ALL GRANTS</b>	<b>\$3,152,713</b>





# **TOWN OF BELLINGHAM**

## **OFFICE OF TOWN CLERK**

Bellingham Municipal Center  
10 Mechanic Street  
Bellingham, MA 02019

Town Clerk  
Lawrence J. Sposato, Jr.

Tel: 508-657-2830  
Fax: 508-657-2832

### **Report of the Board of Registrars for 2021**

The following residents comprise the Board of Registrars: William Bissonnette (Democrat), Suzanne Garten (Democrat), Sandra L. Tracy (Republican), and Town Clerk Lawrence J. Sposato, Jr. (Republican), who also serves as Clerk to the Board of Registrars. Thank you from the Town Clerk to the rest of the Board of Registrars for all their help and support.

As of December 31, 2021, there were 12,025 Active Voters and 306 Inactive Voters in Bellingham. The 306 inactive voters are scheduled for removal from the voter rolls in September of 2022 per Massachusetts General Law (MGL). For a breakdown of registered voters, please see Attachments A & B at the end of this Registrars' Report.

#### **Elections and Town Meetings**

In 2021, there was a single election held, which was to elect Town offices. The Local Town Election was held at the Bellingham High School Gymnasium. There were no official Early Voting hours held. Special Voter Registration hours were held prior to the Town Election and Town Meetings, as prescribed by MGL.

The Annual Spring Town Meeting held on May 26th; Annual Fall Town Meeting was held on November 17<sup>th</sup>. Both Town Meetings were assembled in the Bellingham High School Auditorium. In both cases, Poll Pads were successfully used for check-in, and, EZ-Vote "clickers" were successfully used to capture votes.

#### **Annual Town Census**

The Board of Registrars conducted the Annual Town Census in January, and, mailed approximately 7000 census forms – one to each household in the Town (including vacant homes). The Towns population as of December 31, 2020 was certified at 16,353, including active and inactive voters, minors, protected public service employees and their families. It is important that all residents in Town are represented on the Town Census. The Town of Bellingham depends on the accuracy of our census for many of the monetary aids from State and Federal government programs.

Completing the census does not register a resident to vote. In order to register, or, change party affiliation, you may obtain forms from the Town Clerk, register through the RMV (and other State agencies), or online at mass.gov.

When voters fail to respond to the Town's Annual Census (Street Listing) by April 1<sup>st</sup> in any given year, they will be marked as an "Inactive Voter" per MGL Chapter 51, §37, and shall receive notification. They could eventually be dropped from the voter rolls once the qualifying terms of the MGL are met.

### **Voter Registration**

A reminder to residents regarding laws governing voter registration:

When voters move from one street address in Town to another, they are required to file a written change of address form (available by mail or from the Town Clerk's office) with the Board of Registrars. This is very important to ensure that your voting information moves with you to your new address.

Minors who are 16 and 17 years of age, may pre-register to vote; they will automatically be added to the voter rolls when they turn 18. An advantage of pre-registration is that "last day to register" deadlines become moot. Example: If an election is scheduled for May 4<sup>th</sup>, and the last day to register prior to said election is April 20<sup>th</sup>, and, a pre-registered individual is turning 18 on May 3<sup>rd</sup>, that individual will be able to vote on May 4<sup>th</sup>, even though he/she was not 18 by the last day to register deadline.

New residents may register to vote in Bellingham on their first day of residence (no length of residency requirement). They will become immediately eligible to vote in at all subsequent elections or Town Meetings, provided the registration is prior to the deadline for registration for a particular Election or Town Meeting.

Voter registration forms are available at the Town Clerk's office (508-657-2830 or 508-657-2831), through the RMV (and assorted other State agencies), or, online at mass.gov. You may also email the Town Clerk at [townclerk@bellinghamma.org](mailto:townclerk@bellinghamma.org) or [lsposato@bellinghamma.org](mailto:lsposato@bellinghamma.org), requesting that an application be mailed to you.

### **Annual Town Election**

A total of 471 residents voted in our 2021 municipal elections. The decrease (down from 2,283 in 2020) in voter participation appeared to be due in part to the fact that there was only one contested race (School Committee), and that concerned a certified candidate opposed by a declared write-in candidate. Whereas, the 2020 Town election included a Proposition 2 ½ Override ballot question posed to assist the School District with its operating budget. The ballot question ultimately passed, marking Bellingham's first-ever Proposition 2 ½ override.

### **Absentee Ballots**

Generally, absentee ballots are available for all elections throughout the year for registered voters who are unable to make designated Early Voting hours or vote at the polls on Election Day for the following reasons:

- being absent from Bellingham during Early Voting or normal polling hours on Election Day, or,
- physical disability or illness preventing one from getting to Early Voting sessions or to the polls on Election Day, or,
- bona fide religious beliefs

Absentee requests must be made every year. Renewal applications go out to all "permanent" absentee voters in January for the upcoming year. Absentee voting for Town Meeting is not allowable by law at this time.

To receive an Absentee Ballot application through the mail:

- contact the Town Clerk's office by phone (508-657-2830) or fax (508-657-2832), or email ([townclerk@bellinghamma.org](mailto:townclerk@bellinghamma.org)) to make you request.
- send a signed written letter through the mail requesting an absentee ballot, and, where it should be mailed
- come into the Town Clerk's office during regular business hours and vote in person.


Bellingham Town Clerk's regular business hours are:

Monday through Thursday	8:30 AM – 4:30 PM
Friday	8:30 AM – 1:00 PM

#### **Closing Statement**

In closing the Board of Registrars wishes to thank all election workers, full and part time staff, and, the residents of Bellingham for their cooperation and support.

Respectfully submitted,



Lawrence J. Sposato, Jr.  
Clerk, Board of Registrars  
Bellingham Town Clerk

A - Conservative  
 B - Natural Law Party  
 C - New World Council  
 D - Democrat  
 E - Reform  
 F - Rainbow Coalition  
 G - Green Party USA  
 H - We The People  
 J - Green Rainbow  
 K - Constitution Party  
 L - Libertarian  
 M - Timesizing Not Down  
 N - New Alliance  
 O - MA Independent Party  
 P - Prohibition  
 Q - American Independent  
 R - Republican  
 S - Socialist  
 T - Inter 3rd Party  
 U - Unenrolled  
 V - America First Party  
 W - Veteran Party America  
 X - Pirate  
 Y - World Citizens Party  
 Z - Working Families  
 AA - Pizza Party  
 BB - American Term Limits  
 CC - United Independent Party  
 DD - Twelve Visions Party

Ward	Precinct	A	CC	D	G	J	K	L	M	O	Q	R	S	T	U	V	W	X	Grand Totals
0	1	3	12	451		1	2	17		2		281	2	2	1514	1	1		2289
	2	1	14	479		1		13	1	1	1	304			1693				2508
	3	1	18	498				6				285	1	3	1704				2516
	4	3	14	376		1		12		1		275	3	3	1311	1		2	2002
	4A		5	54		1						46			154				260
Ward 0 Totals	5	5	12	469	1			13		3	1	307		4	1634			1	2450
		13	75	2327	1	4	2	61	1	7	2	1498	6	12	8010	2	1	3	12025
Grand Totals		13	75	2327	1	4	2	61	1	7	2	1498	6	12	8010	2	1	3	12025

No. of Pages Printed : 1

\*\*\* End of Report \*\*\*

(Attachment A)

A - Conservative  
 B - Natural Law Party  
 C - New World Council  
 D - Democrat  
 E - Reform  
 F - Rainbow Coalition  
 G - Green Party USA  
 H - We The People  
 J - Green Rainbow  
 K - Constitution Party  
 L - Libertarian  
 M - Timesizing Not Down  
 N - New Alliance  
 O - MA Independent Party  
 P - Prohibition  
 Q - American Independent  
 R - Republican  
 S - Socialist  
 T - Inter 3rd Party  
 U - Unenrolled  
 V - America First Party  
 W - Veteran Party America  
 X - Pirate  
 Y - World Citizens Party  
 Z - Working Families  
 AA - Pizza Party  
 BB - American Term Limits  
 CC - United Independent Party  
 DD - Twelve Visions Party

Ward	Precinct	CC	D	J	L	O	R	U	Grand Totals
0	1		17		1		12	37	67
	2		8	1			11	39	59
	3	1	8				7	32	48
	4	1	10		1		11	24	47
	4A		1				6	5	12
	5	1	11		1	1	8	51	73
Ward 0 Totals		3	55	1	3	1	55	188	306
Grand Totals		3	55	1	3	1	55	188	306

No. of Pages Printed : 1

\*\*\* End of Report \*\*\*\*

(Attachment B)

As Animal Control Officer, I submit my report for the year ending December 31, 2021

Calls received and investigated – 3,284

Citations issued – 380

Dogs picked up not claimed – 30

Dogs picked up claimed by owner – 115

Dogs found off leash – 94

Cats picked up – 64

Others Animals picked up – 20

Wild Animals Euthanized – 42

Animals taken to Vet – 38

Dead Animals picked up – 845

All Cats and Dogs that are not claimed after 7 days go to shelters


To adopt a Cat or Dog call

Purrfect Cat 508-533-5855

Medfield Animal Shelter 508-359-8989

Animal Control Officer

Tracey Taddeo



As Animal Inspector, I submit my report for the year ending December 31, 2021

Dairy Cows – 0

Beef Cattle – 4

Goats – 14

Sheep – 9

Swine – 0

Horses – 31

Ponies – 10

Chickens – 55

Waterfowl – 6

Gamebirds – 0

Rabbits – 6

Mules – 0

Donkeys – 5

Miniature Horses – 3

Turkeys – 2

Animal Bites: 50 Animal Bites were reported

All were quarantined for a period of 10 days, 45 days 90 days or 6 months depending on circumstances

Animals tested: 35 Animals were sent to lab to be tested for Rabies, 0 positive

Animal Inspector

Tracey Taddeo

## **TOWN OF BELLINGHAM OFFICE OF THE Board of Health**

### **2021 Annual Report**

This was the second year of Covid19. Bellingham continued to have active cases and by year end the count was 20,827 tested, 2,412 confirmed/probable, 2,267 Recovered and 17 Deaths.

Bellingham's Board of Health, in coordination with surrounding towns, arranged a Regional Covid19 Vaccination Clinic that worked out of Uxbridge. A total of 24, 078 were inoculated out of that clinic.

Because of Covid19, annual goals are still on the back burner, but some were addressed in regard to housing, littering, and trying to assist in the town's new Permitteyes system.

The Board of Health consisted of three members: Kelly McGovern served as Chairman, Vincent Forte Jr. served as Vice Chairman, and Patricia Leclair served as Member. Tina Griffin continued as Minutes Clerk and Laura Renaud as our Administrative Health Agent.

Bruce Wilson served as its Health Agent and Esther Martone served as its Public Health Nurse continuing to assist with other Boards, residents, town employees and businesses.

Robert Griffin III served as the Food Inspector and our Board's Tobacco Agent. He successfully inspected each of the 100 establishments with food permits and 27 establishments with tobacco permits.

As is customary practice of the Board since 1995, the BOH, even during Covid, sought to maintain the Community Septic Management Program (CSMP), which provides funds available for local septic upgrade/renewal loans at a cost of 3% for up to 20 years. Since the inception of the Septic Loan Program the Board has overseen over 250 new septic systems since the program's inception. In 2021 the Board had repaired 100 septic systems with 27 septic systems nearing completion. In May, at the Town Meeting, citizens authorized the Board to apply to CSMP for \$300,000.00 in funding for the program. The office accepts applications on a continuous basis from residents seeking to replace failed/ failing septic systems. This program is provided at no net cost to the Town and allows property owners to have a reasonable option in dealing with the high cost of septic replacement. The goal is to maintain a safe health environment while protecting and re-charging the town's water supply aquifers. Sewer systems do not re-charge as they send the water away from the aquifers.

The relationship between the Board, the office staff and other Boards/Departments continue to prove that we can all work as partners in a time of emergency.



Permits for 2021  
Total Fees Collected \$ 61,719.00

128 Food Permits	1 Tanning Establishment Permits
6 Mobile Food Permits	23 Body Art Permits
6 Temporary Food Permits	1 Motel Permit
32 Tobacco Vendor Permits	2 Semi-Public Pool Permit
35 Disposal Works Installer Permits	2 Burial Agent Permits
96 Repaired Septic Systems	1 Well Permits
15 New Septic Systems	2 Syringe Permits
25 Septage Haulers Permits	5 Rubbish Hauler Permits
1 Campgrounds Permits	2 Residential Kitchens
350 Septic Construction Inspections	29 Livestock Permits

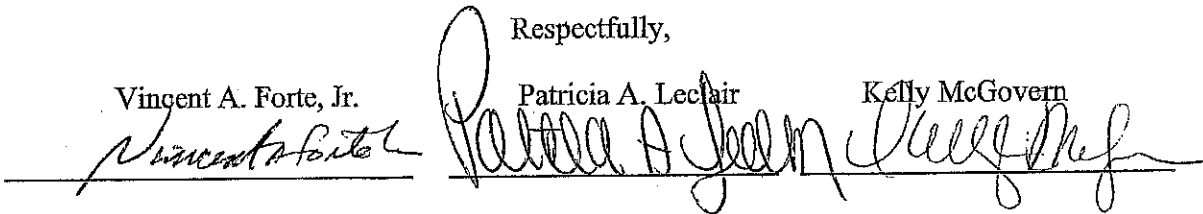
Bellingham Board of Health

Respectfully,

Vincent A. Forte, Jr.

Patricia A. Leclair

Kelly McGovern



## COUNCIL ON AGING ANNUAL REPORT 2021

The COA Executive Board has seven members and one associate member: Chair, Kay Page, Treasurer, Tina Tyler, Secretary, Brenda Griffin, Tsuni Roberts, Mingming He, Wendy Wright, Glenna Laverdiere, Steve Racicot (associate member) and Dave Dunbar (associate member). The COA Board meets monthly (currently via zoom) and invites everyone to attend and contribute at our public meetings. Our mission is to provide support and leadership to our senior community through advocacy and by implementing educational, nutritional, recreational, and wellness programs to meet their needs.

The seven members and two associate members of the Council on Aging Board (COA) are appointed by our Selectmen (BOS) to help plan and watch over programs put into place to meet the needs of our older residents. Residents at least 60 years of age are members of the Council on Aging. Because of our aging *baby boomers*, our membership will increase each year until 2030. The COA Board advocates on their behalf; has a say about the operation of the Senior Center, and acts as an advisory group to the Board of Selectmen.

January and February of last year were very quiet in our building. No programs were running due to the high COVID numbers, but our building remained open for outreach services and transportation. Our ~~transportation~~ services were operating minimally providing 1/3 of the rides that would typically have been requested -- seniors were hunkering down for the winter months. During this time we had very few visitors and took advantage of the fact that we could repaint the interior of the entire building with the help of several Tax Work Off seniors.

In March things got much busier with the return of exercise programs in our main dining room, and our drive by lunch program resumed under the direction of Linda Trudeau and additional volunteer efforts of Wendy Wright, Kay Page and Tsune Roberts. Additional help was provided in the form of meal transportation by BESG board members Jim Fitzpatrick, Eva Gamache and Bill Eltzroth for this program that continued M-W-F through the month of December. The lunch program initially began with a grant and has had a steady stream of private donations to help maintain this service as well as several donations from local business including a \$1000 donation from the Charles River Bank.

As COVID cases continued to decline leading into the summer months we brought back card games, billiards and bingo and slowly started to feel as though we were operating our programming more normally. In May, Governor Baker announced that masks no longer had to be worn by the vaccinated and it was so nice to start seeing smiles again! In June we made a commitment to partner with the Bernon Family YMCA and offer Enhance Fitness onsite with the first 16-week session predominantly funded by the COA Gift Fund. This evidenced based class is offered 3 days per week and is proven to improve balance, strength, cardiovascular health and flexibility in seniors. The class was so popular that we chose to offer a 2<sup>nd</sup> option, 3 days weekly, to the community. And then in August, we were so excited to welcome back our Supportive Day Program, an adult day program that provides opportunities for isolated or frail seniors to enjoy all that the center has to offer. We hired Marjorie Warnick as the new coordinator for this program that continues to be a beacon of light to this center.

On June 11<sup>th</sup>, we hosted a Bellingham Cultural Council sponsored evening concert with Mark Mandeville & Raianne Richards at the High School parking lot and had close to 100 people in attendance. And then with the help of the BESG, we began our weekly drive by cookouts again - the rainy weather on Thursdays throughout the summer tested our abilities to host indoor meals safely. And our first large event, hosted at the senior center, took place on July 15<sup>th</sup> - the BESG hosted a Celebrate America event with food, ~~entertainment~~, and a whole lot of laughs.

By early August our outdoor pavilion was completed with the help of a \$15,000 Amazon grant and the State Formula Grant. We now have a beautiful outdoor structure that we can utilize for seasonal outdoor programming and/or meetings. We encourage members of the community to reach out to us regarding use of that outdoor space for meetings or small events.

We had an opportunity with the dip in COVID numbers in the fall for the BESG to host their annual Yard Sale in September and for the COA to host the Annual Craft Fair in early November welcoming close to 300 people throughout the day.

The Tax Work-off Program is available to homeowners 60 and older and younger veterans. Some of the ways the senior center benefited from the tax work-off program included a couple of room make-overs that involved kitchen helpers, supportive day helpers and some office assistance. We had 89 people take advantage of this program during the FY22 cycle, each of them had the opportunity to earn close to \$1000 each off their property tax bills. We are grateful for Nancy Champney's involvement with coordinating our seniors, matching talents with available 'jobs' for the town.

We run local transportation (up to 10 miles) without a fee. Shared rides are available to residents 60 and older, and those younger citizens with a disability. Bellingham partners with the Greater Attleboro Taunton Regional Transit Authority (GATRA) to provide rides to medical appointments, food shopping, errands and social activities with four lift-equipped vans. People were taken to dialysis, cardiac rehab, chemotherapy, and home after being discharged from the hospital. In addition, we are regularly asked for out-of-town medical transportation to Boston, Worcester, Providence, and elsewhere which we continue to provide on a limited basis. Our riders appreciate these services and donated thousands of dollars which helps defray the cost of transportation related expenses beyond our operating budget. Lastly, our commuter-shuttle service on a fixed route offered Bellingham riders of all ages, a convenient alternative instead of driving to and parking at Franklin Forge-Park train station until March 13<sup>th</sup>, 2020 after which the service was shut down due to COVID. The cost for this service ranges between \$1.25-\$1.50 each way although we have not returned to providing this service due to changes in the train schedules that created less demand for the service. Thank you to Leo Dalpe and Linda Drohan for continuing to coordinate these services out of the senior center and so much appreciation extended to our many drivers who took on the new challenges of transporting our clients during a pandemic.

Our outreach efforts are the actions we take to locate residents that need information, referral, or other assistance, and provide them with access to benefits that they are eligible for or connect them to necessary services. We continued to offer a service to some of our homebound seniors with food insecurity by delivering bags of non-perishable groceries weekly to 30 Bellingham seniors, groceries that were donated to us by the Bernon Family YMCA in Franklin. These

grocery deliveries were accomplished with the help of 2 volunteers, Pattie Fisher and Jane Malo, and coordinated by Terri Graham. Tsune Roberts volunteered and did occasional deliveries as well as a sub.

Another form of outreach is accomplished through the distribution of our monthly newsletter. Currently, over 2,800 paper copies of the COA newsletter, *The Spirit of Bellingham*, are mailed each month to keep residents informed about activities, benefits, assistance and program offerings. While the Town funds the postage to distribute the newsletter in Town, there is no cost to residents for producing the newsletter because of our many generous business sponsors. In addition, a free email subscription is available, and more than 500 individuals currently receive the newsletter in this format. We continued to publish a monthly newsletter knowing that it was the best way to remain connected with ALL seniors in town. We are fortunate to have a newsletter editor, Dave Dunbar, who is passionate and committed to putting out a professional newsletter each month with relevant content.

The State Formula Grant, a grant that is based on the number of seniors 60 and older living in the town of Bellingham, allowed us to cover the remainder of the cost of our outdoor pavilion that was predominantly funded by a \$15,000 Amazon Grant. We also purchased some new furniture for the supportive day room, a new wireless microphone, about \$1,200 in painting supplies for the interior of the building and had the walkways around the building power washed.

We continued to offer mental health services to 14 Bellingham residents funded by the Elder Mental Health Outreach Team grant. We received an additional \$9,000 this year to purchase iPads and electronic pets (cats and dogs) during the pandemic, helping those individuals with mental health issues combat the negative effects of social isolation. In addition, despite the pandemic, our outreach staff and volunteers offered visits to the homebound and helped with errands and application assistance for fuel and food to more than 200 residents. During tax season, trained AARP volunteers prepared forms without a cost for those residents with low or moderate income – because of some pandemic restrictions to our scheduling, AARP was only able to help 50 individuals again this year.

We thank our legislators for their strong support and are grateful to the many fine agencies and organizations we call on for help. Our local fire department provides us with an opportunity for our seniors to learn how to be fire safe in their homes. We worked with our local schools and the library on several collaborative efforts and we aim to increase the number and quality of our intergenerational connections and relationships. We managed to pull together a snow shoveling program in collaboration with High School Honor Society students, something we hope to replicate in the coming years. And we continue to deepen our relationship with the Hockomock Area YMCA who provide us with program ideas and opportunities. Once again, we hosted them in our parking lot this summer so that they could distribute school lunches to school aged children, and our Walking Club has access to their indoor track during the winter months for a \$2 fee. We continue to work with our Veteran's Agent to get the word out to residents of all ages about possible programs and benefits.

Our closest partner is the Bellingham Elder Service Group (BESG), which was formed to be the COA's *friends'* organization. They sponsor fundraisers to help seniors and our Center, and donated their time and talents in providing seniors with a weekly outdoor cookout/gathering that

became the highlight of the week for the many who attended. Their efforts to provide seniors with opportunities to gather joyfully were so appreciated with their organization of gatherings like Celebrate America, Luau, Halloween Party, Ham & Bean Dinner, Veteran's Appreciation, Christmas Party and New Year's Eve, Eve party. In addition to help from the BESG, the COA received donations of in-kind goods and services valued at over \$120,000 from agencies, businesses, and individuals.

I join the COA Board in acknowledging the generosity and respect shown to our oldest inhabitants by concerned residents, Town employees, and elected officials. We had another year filled with change and I am so incredibly proud to work with a team of employees and volunteers that are constantly looking for ways to help our seniors in town. We will continue to strive towards serving our seniors to the best of our ability despite anything that is going on outside of our senior center walls. May 2022 be kinder to us all!

Respectfully submitted,

Josie Dutil  
Director



## Bellingham Cultural Council

### BELLINGHAM CULTURAL COUNCIL ANNUAL REPORT

JANUARY, 2021 THROUGH DECEMBER, 2021

#### Members:

Darrell Crow (Chairperson), George Rezendes, Joe Woodman (Treasury), Theresa McGlynn, Dan McLaughlin (Secretary), Terry Graham, Linda Trudeau, Sharon Blanchard

#### LCC Recipients of the 2022 (FY 2022) Grants and amounts

FY22-LLC-7927	Monday Night Live - Broadway and the Classics	300.00
FY22-LLC-7634	Outdoor Concert Bellingham Sr Ctr	\$500.00
FY22-LLC-7524	"Swingin' Sixties- Women Singers find their Voice"	\$500.00
FY22-LLC-7461	Symphony ~ Winter Romance	\$500.00
FY22-LLC-5278	Myths & Miracles of Victorian Medicine	\$300.00
FY22-LLC-4089	Impromptu Magic for Camping	\$450.00
	Voices: Folk, Jazz, and Film Music for Trumpet and	
FY22-LLC-2810	Piano	\$600.00
FY22-LLC-2672	Vladimir Putin	\$125.00
FY22-LLC-16466	Acoustic Memories For Seniors	\$650.00
FY22-LLC-16250	The 2022 Live ARTS Concert Series	\$250.00
FY22-LLC-15715	Greater Milford Ballet -"Nutcracker"	\$500.00
FY22-LLC-11380	Band Concert	\$1,000.00
FY22-LLC-10284	Tanglewood Marionettes	\$600.00
FY22-LLC-10134	The Power of the Protest Song:	\$2,040.00

The BCC beginning Balance for Fiscal year 2022 was \$10, 565.64 on July 1, 2021 of which \$6,780.00 was encumbered for unpaid grants from FY 2020 and FY 2021. In February, 2022 Bellingham is scheduled to receive from the MCC \$9,200 to fund 2022 Grant recipients.

The committee received 21 requests for FY 2022 BCC grants of which BCC approved 14 requests totaling \$ 8,315.00. BCC also approved \$1,800 for BCC directed projects to increase awareness and involvement in the BCC program from the humanities and science sectors of our community throughout 2022.

Respectfully submitted:

Darrell Crow,

Chairman

## **REPORT OF THE FINANCE COMMITTEE – DECEMBER 2021**

### **Mission & Scope**

The Finance Committee operates under the authority of the Home Rule Charter and Chapter 6 of the Code of By-Laws. The Committee consists of seven legal voters of the Town appointed by the Town Moderator. All members are volunteers and serve without compensation.

The Committee is required to consider articles in the Warrant for Town Meeting, conduct a public hearing on the articles and report its recommendations to the Town Meeting. This includes the review and recommendation of budget appropriations.

### **FY 2022 Operating Budget Overview**

The Report and Recommendations of the Finance Committee were distributed at the May 2021 Annual Town Meeting and at the November 2021 Special Town Meeting, and are available on the Town's website.

Some of the highlights include:

- A balanced FY 2022 general fund budget of \$61.7 million was reviewed and recommended by the Finance Committee and approved at Town Meeting.
- The enterprise funds for Water (\$3.6 million), Sewer (\$1.6 million), Trash (\$1.8 million) and Stormwater (\$.82 million) were also recommended by the Finance Committee and approved at Town Meeting.

### **Longer-Term View**

Bellingham has many financial positives including:

- The average single family tax bill is among the lowest in the state.
- Strong credit rating
- The town has established multiple stabilization funds (general, tax, and capital) for emergency or capital needs.

The Town is not unique in that we are facing continued financial challenges from pension and retiree healthcare costs (OPEB) and employee health care costs. This, coupled with a significant portion of the budget being fixed (personnel related costs and debt service) makes balancing the budget while maintaining levels of service increasingly challenging.



# TOWN OF BELLINGHAM

10 Mechanic Street, Bellingham, MA 02019

Mary MacKinnon  
Chief Financial Officer

508.657.2807 | [mmackinnon@bellinghamma.org](mailto:mmackinnon@bellinghamma.org)

## Report of the Chief Financial Officer

In 2020, the global COVID-19 outbreak created economic uncertainties and disruptions. We approached 2021 with cautious optimism in terms of our budget and economic expectations. Departments conservatively projected operating expenses in spite of rising costs and supply chain disruptions; and they managed effectively within those limitations.

As our community adapted to a new "pandemic way of life", our local economy in Bellingham showed signs of strength and resiliency. Municipal buildings were re-opened, and business resumed across all of our departments. During this time, we closely monitored the pandemic's impacts and what we found were stronger than expected results in meals tax excise, motor vehicle excise, building permits and other local revenue indicators. In addition, the Town's total assessed property values grew over 8%, municipal lien certificate revenues for home sales and/or refinancing was 31% higher than the previous year, and building permits across all property classes continued to outperform early expectations.

The release of federal stimulus funding significantly improved the Town's ability to respond to COVID related activities such as upgrading HVAC systems and installing touch-free devices across our facilities. While completing the close out of the CARES Act grant in 2021, the US Treasury released \$1.9 trillion in ARPA (American Rescue Plan Act) funding intended for transformative investment and economic recovery. Bellingham's share of ARPA funding is \$5.1M. We have formed a steering committee to plan the use of these one-time funds thoughtfully and strategically to best support our departments and community.

We will continue to focus on fiscal stability and sustainability as we navigate these changing times. Our goal is to always provide the Town with high-quality services at a reasonable cost.

For the fiscal year ended	Average Single Family Tax Bill	Average Single Family Home Value	Statewide Average Single Family Tax Bill
June 30, 2019	\$4,488	\$315,836	\$5,993
June 30, 2020	\$4,612	\$324,325	\$6,177
June 30, 2021	\$4,884	\$338,900	\$6,372
June 30, 2022	\$5,073	\$360,328	\$6,622

The town's financial records are maintained under the Uniform Municipal Accounting System (UMAS) as promulgated by the state of Massachusetts and the Deputy Commissioner of Revenue. These records are audited annually by R.E. Brown and Company and submitted to all required agencies including bond rating services. In April 2021, the town's bond rating was re-affirmed as AA+



by Standard and Poor's. Copies of the fiscal 2020 audit are included in this report and may also be obtained online at [www.bellinghamma.org/finance-office](http://www.bellinghamma.org/finance-office)

I would like to thank the staff, department heads, boards, and committees for their tireless support, dedicated public service, and continued commitment to our community.

Respectfully,

A handwritten signature in cursive script that reads "Mary MacKinnon".

Mary MacKinnon

**TOWN OF BELLINGHAM, MASSACHUSETTS**

**REPORT ON EXAMINATION OF  
BASIC FINANCIAL STATEMENTS**

**JUNE 30, 2020**

**TOWN OF BELLINGHAM, MASSACHUSETTS  
REPORT ON EXAMINATION OF  
BASIC FINANCIAL STATEMENTS  
JUNE 30, 2020**

**TABLE OF CONTENTS**

	<u>PAGE</u>
Independent Auditor's Report	1 - 2
Management's Discussion and Analysis	3 - 10
Basic Financial Statements	
Statement of Net Position	11
Statement of Activities	12 - 13
Governmental Funds - Balance Sheet	14
Governmental Funds - Statement of Revenues, Expenditures, and Changes in Fund Balances	15
Reconciliation of the Governmental Funds Balance Sheet Total Fund Balances to the Statement of Net Position	16
Reconciliation of the Statement of Revenues, Expenditures, and Changes in Fund Balances of Governmental Funds to the Statement of Activities	17
General Fund - Statement of Revenues, Expenditures, and Changes in Fund Balance - Budget and Actual	18
Proprietary Funds - Statement of Net Position	19
Proprietary Funds - Statement of Revenues, Expenses, and Changes in Net Position	20
Proprietary Funds - Statement of Cash Flows	21
Fiduciary Funds - Statement of Fiduciary Net Position	22
Fiduciary Funds - Statement of Changes in Fiduciary Net Position	23
Notes to Basic Financial Statements	24 - 71
Required Supplementary Information:	
Norfolk County Contributory Retirement System Schedules:	
Schedule of the Town's Proportionate Share of the Net Pension Liability	72
Schedule of the Town's Contribution	73

**TOWN OF BELLINGHAM, MASSACHUSETTS  
REPORT ON EXAMINATION OF  
BASIC FINANCIAL STATEMENTS  
JUNE 30, 2020**

**TABLE OF CONTENTS**

Massachusetts Teachers Retirement System Schedule:	
Schedule of the Commonwealth's Collective amounts of the Net Pension Liability	74
Other Postemployment Benefit Plan Schedules:	
Schedule of the Town's Net OPEB Liability and Related Ratios	75
Schedule of the Town's Contribution	76
Schedule of Investment Return	77
Notes to Required Supplementary Information	78 - 79

**Robert E. Brown II**  
CERTIFIED PUBLIC ACCOUNTANT  
25 CEMETERY STREET -- P.O. BOX 230  
Mendon, Massachusetts 01756

Phone: (508) 478-3941

Fax: (508) 478-1779

INDEPENDENT AUDITOR'S REPORT

To the Honorable Board of Selectmen  
Town of Bellingham, Massachusetts

**Report on the Financial Statements**

We have audited the accompanying financial statements of the governmental activities, the business-type activities, each major fund, and the aggregate remaining fund information of the Town of Bellingham, Massachusetts, as of and for the year ended June 30, 2020, and the related notes to the financial statements, which collectively comprise the Town of Bellingham, Massachusetts's basic financial statements as listed in the table of contents.

***Management's Responsibility for the Financial Statements***

Management is responsible for the preparation and fair presentation of these financial statements in accordance with accounting principles generally accepted in the United States of America; this includes the design, implementation, and maintenance of internal control relevant to the preparation and fair presentation of financial statements that are free from material misstatement, whether due to fraud or error.

***Auditor's Responsibility***

Our responsibility is to express opinions on these financial statements based on our audit. We conducted our audit in accordance with auditing standards generally accepted in the United States of America and the standards applicable to financial audits contained in *Government Auditing Standards*, issued by the Comptroller General of the United States. Those standards require that we plan and perform the audit to obtain reasonable assurance about whether the financial statements are free from material misstatement.

An audit involves performing procedures to obtain audit evidence about the amounts and disclosures in the financial statements. The procedures selected depend on the auditor's judgment, including the assessment of the risks of material misstatement of the financial statements, whether due to fraud or error. In making those risk assessments, the auditor considers internal control relevant to the entity's preparation and fair presentation of the financial statements in order to design audit procedures that are appropriate in the circumstances, but not for the purpose of expressing an opinion on the effectiveness of the entity's internal control. Accordingly, we express no such opinion. An audit also includes evaluating the appropriateness of accounting policies used and the reasonableness of significant accounting estimates made by management, as well as evaluating the overall presentation of the financial statements.

We believe that the audit evidence we have obtained is sufficient and appropriate to provide a basis for our audit opinions.

***Opinions***

In our opinion, the financial statements referred to above present fairly, in all material respects, the respective financial position of the governmental activities, the business-type activities, each major fund, and the aggregate remaining fund information of the Town of Bellingham, Massachusetts, as of June 30, 2020, and the respective changes in financial position, and, where applicable, cash flows thereof and the respective budgetary comparison for the general fund for the year then ended in accordance with accounting principles generally accepted in the United States of America.


## ***Other Matters***

### ***Required Supplementary Information***

Accounting principles generally accepted in the United States of America require that the management's discussion and analysis, and Norfolk County Contributory Retirement System schedules - Town's proportionate share of the net pension liability, and Town's contribution, Massachusetts Teachers Retirement System's schedule of the Commonwealth's Collective amounts of the Net Pension Liability, Other Postemployment Benefit schedules - Town's Net OPEB Liability and Related Ratios, Town's contribution, and investment return, and notes to required supplementary information on pages 3 - 10, 72 - 73, 74, 75 - 77 and 78 - 79 be presented to supplement the basic financial statements. Such information, although not a part of the basic financial statements, is required by the Governmental Accounting Standards Board, who considers it to be an essential part of financial reporting for placing the basic financial statements in an appropriate operational, economic, or historical context. We have applied certain limited procedures to the required supplementary information in accordance with auditing standards generally accepted in the United States of America, which consisted of inquiries of management about the methods of preparing the information and comparing the information for consistency with management's responses to our inquiries, the basic financial statements, and other knowledge we obtained during our audit of the basic financial statements. We do not express an opinion or provide any assurance on the information because the limited procedures do not provide us with sufficient evidence to express an opinion or provide any assurance.

### ***Other Reporting Required by Government Auditing Standards***

In accordance with *Government Auditing Standards*, we have also issued our report dated April 22, 2021, on our consideration of the Town of Bellingham, Massachusetts's internal control over financial reporting and on our tests of its compliance with certain provisions of laws, regulations, contracts, and grant agreements and other matters. The purpose of that report is solely to describe the scope of our testing of internal control over financial reporting and compliance and the results of that testing, and not to provide an opinion on the effectiveness of the Town of Bellingham, Massachusetts's internal control over financial reporting or on compliance. That report is an integral part of an audit performed in accordance with *Government Auditing Standards* in considering the Town of Bellingham, Massachusetts's internal control over financial reporting and compliance.



Certified Public Accountant

April 22, 2021

## MANAGEMENT'S DISCUSSION AND ANALYSIS

As management of the Town of Bellingham (the Town), we offer readers of the Town's basic financial statements this narrative overview and analysis of the financial activities of the Town for the fiscal year ended June 30, 2020. We encourage readers to consider the information presented here in this report.

### Overview of the Financial Statements:

This discussion and analysis is intended to serve as an introduction to the Town's basic financial statements. The Town's basic financial statements consist of three components:

1. Government-wide financial statements
2. Fund financial statements
3. Notes to the basic financial statements.

**Government-wide Financial Statements** - The *government-wide financial statements* are designed to provide readers with a broad overview of the Town's finances, in a manner similar to a private sector business.

The *statement of net position* presents information on all of the Town's assets and liabilities, with the difference between the two reported as *net position*. Over time, increases or decreases in net position may serve as a useful indicator of whether the financial position of the Town is improving or deteriorating.

The *statement of activities* presents information showing how the government's net position changed during the most recent fiscal year. All changes in net position are reported as soon as the underlying event giving rise to the change occurs, *regardless of the timing of the cash flows*. Thus, revenues and expenses reported in this statement for some items will only result in cash flows in future fiscal periods (e.g., uncollected taxes and earned but unused vacation leave).

Both of the government-wide financial statements distinguish functions and activities of the Town that are principally supported by taxes and intergovernmental revenues (governmental activities) from other functions and activities that are intended to recover all or a significant portion of their costs through user fees or charges (business-type activities). The governmental activities of the Town include the broad functions of general government, public safety, education, public works, sewer, human services, culture and recreation, pension benefits, employee benefits, interest, and state and county charges. The business type activities include costs relating to water and sanitation activities.

**Fund Financial Statements** - A *fund* is a grouping of related accounts that is used to maintain control over resources that have been segregated for specific activities or objectives. The Town, like other state and local governments, uses fund accounting to ensure and demonstrate compliance with finance-related legal requirements. All of the funds of the Town can be divided into three categories: governmental funds, proprietary funds, and fiduciary funds.

**Governmental Funds** - *Governmental funds* are used to account for essentially the same functions reported as *governmental activities* in the government-wide financial statements. However, unlike the government-wide financial statements, governmental funds financial statements focus on the *near-term inflows and outflows of spendable resources*, as well as on *balances of spendable resources* available at the end of the fiscal year. Such information may be useful in evaluating a government's near-term financing requirements.

Because the focus of governmental funds financial statements is narrower than that of the government-wide financial statements, it is useful to compare the information presented for *governmental funds* with similar information presented for *governmental activities* in the government-wide financial statements. By doing so, readers may better understand the long-term impact of the government's near-term financing decisions. Both the governmental funds balance sheet and the governmental funds statement of revenues, expenditures, and changes in fund balances provide a reconciliation to facilitate this comparison between *governmental funds* and *governmental activities*.

The Town of Bellingham adopts an annual appropriated budget for its general fund. A budgetary comparison statement has been provided for the general fund to demonstrate compliance with the budget.

*Proprietary Funds* - *Enterprise funds* are used to report the same functions presented as business-type activities in the government-wide financial statements. The Town has two enterprise funds:

- *Water Enterprise Fund* accounts for the water activity of the Town.
- *Trash (Sanitation) Enterprise Fund* accounts for the trash collection and disposal activities of the Town.

*Fiduciary Funds* - Fiduciary funds are used to account for resources held for the benefit of parties outside the government. Fiduciary funds are *not* included in the government-wide financial statements because the resources of the funds are *not* available to support the Town's own functions and activities. The accounting used for fiduciary funds is much like that used for proprietary funds.

Private-purpose trust funds, postemployment benefits trust fund, and agency funds are each reported and combined into a single, aggregate presentation in the fiduciary funds financial statements under the captions "private purpose trust funds", "postemployment benefits trust fund", and "agency funds", respectively.

*Notes to the basic financial statements* - The notes provide additional information that is essential to a full understanding of the data provided in the government-wide and funds financial statements.

#### *Government-wide Financial Analysis:*

The chart presented below summarizes key financial components of the Town's Statement of Net Position.

Net position of \$77.61 million reflect the Town's investment in capital assets (e.g. land, buildings, machinery and equipment, vehicles, software, infrastructure, and construction in progress) less any related debt used to acquire those assets that remains outstanding. The Town uses these capital assets to provide services to citizens; therefore, these assets are not available for future spending. Although the Town's investment in capital assets is reported net of related debt, it should be noted that the resources needed to repay this debt must be provided from other sources, since capital assets themselves, cannot be used to liquidate these liabilities.

Total net position decreased from \$1.35 to \$1.22 million from the prior fiscal year, a decrease of \$128,312. Of this change in net position, a decrease of \$.83 million was attributable to governmental activities and an increase of \$0.70 million was attributable to business-type activities. A decrease in net position means that the change in total liabilities exceeded the change in total assets. An increase in net position means that the change in total assets exceeded the change in total liabilities.



The Town decreased its total liabilities by \$10,401,107 over the previous fiscal year. This decrease is primarily attributable to the changes in debt service, postemployment benefits and net pension liabilities. The Town's total assets increased by \$1,075,158 over the previous year.

An additional portion of the Town's net position totaling \$5.60 million represents resources that are subject to external restrictions on how they may be used. The restricted net position relates to governmental activities.

**Town of Bellingham - Condensed Statement of Net Position**

	Governmental Activities		Business-type Activities		Total Primary Government	
	FY 2020	FY 2019	FY 2020	FY 2019	FY 2020	FY 2019
<b>Assets:</b>						
Current assets	\$ 28,727,967	\$ 27,600,004	\$ 4,082,771	\$ 4,031,042	\$ 32,810,738	\$ 31,631,046
Noncurrent assets (excluding capital)	1,423,983	3,714,749	-	-	1,423,983	3,714,749
Capital assets	81,174,919	79,510,307	31,250,352	30,728,732	112,425,271	110,239,039
Total assets	111,326,869	110,825,060	35,333,123	34,759,774	146,659,992	145,584,834
<b>Deferred Outflows of Resources:</b>	15,997,397	18,745,261	568,969	649,478	16,566,366	19,394,739
<b>Liabilities:</b>						
Current liabilities (excluding debt)	4,567,872	4,750,939	634,859	334,338	5,202,731	5,085,277
Noncurrent liabilities (excluding debt)	101,498,578	107,494,356	3,143,496	3,109,395	104,642,074	110,603,751
Current debt	10,465,085	10,325,808	821,316	798,844	11,286,401	11,124,652
Noncurrent debt	16,680,564	20,577,881	12,980,514	13,801,830	29,661,078	34,379,711
Total liabilities	133,212,099	143,148,984	17,580,185	18,044,407	150,792,284	161,193,391
<b>Deferred Inflows of Resources:</b>	10,825,949	2,307,397	389,880	132,228	11,215,829	2,439,625
<b>Net Position:</b>						
Net investment in capital assets	60,149,496	54,890,016	17,464,251	16,143,787	77,613,747	71,033,803
Restricted	5,602,172	7,364,268	-	-	5,602,172	7,364,268
Unrestricted	(82,465,450)	(78,140,344)	467,776	1,088,830	(81,997,674)	(77,051,514)
Total net position	\$ (16,713,782)	\$ (15,886,060)	\$ 17,932,027	\$ 17,232,617	\$ 1,218,245	\$ 1,346,557

The remaining balance of unrestricted net position totals a negative balance of (\$82.00 million).

At the end of the current fiscal year, the Town is able to report positive total net position of \$1.22 million for the government as a whole; however, its governmental activities had negative total net position (-\$16.71 million), while the business-type activities had a positive total net position (\$17.93 million)

The governmental activities net position decreased by \$827,722 as a result of current operations, i.e. current year's expenditures exceeded current year's revenues. The Town's governmental activities revenues increased by \$5.63 million or 7.21%. The primary contributors to the increase in revenues were operating grants by \$4.71 million, real estate and personal property taxes by \$1.57 million and nonrestricted grants and contributions by \$0.62 million; while capital grants and contributions decreased by \$0.60 million and charges for services decreased by \$0.57 million. The Town's governmental activities expenses increased by \$2.34 million over the prior fiscal year, or 2.88%. The largest contributor to the expense increase was employee benefits by \$2.00 million and state and county assessments by \$0.98 million as compared with the prior year. Public works expenses decreased by -\$0.42 million.

The business-type activities net position increased by \$699,410 as a result of current operations.

The water and sanitation business-type activities revenues decreased by -\$101,206 in FY 2020 primarily due to a decrease in capital grants and contributions revenues. The water and sanitation business-type activities expenses increased \$339,732 in FY 2020 as a result of operations.

Presented below are the components that contributed to the change in net position, along with comparative data for the previous fiscal year:

Town of Bellingham - Condensed Statement of Activities						
	Governmental Activities		Business-type Activities		Total Primary Government	
	FY 2020	FY 2019	FY 2020	FY 2019	FY 2020	FY 2019
<b>Revenues</b>						
<i>Program Revenues:</i>						
Charges for services	\$ 9,212,204	\$ 9,786,153	\$ 5,212,840	\$ 5,081,323	\$ 14,425,044	\$ 14,867,476
Operating grants and contributions	23,676,625	18,971,553	251,426	249,774	23,928,051	19,221,327
Capital grants and contributions	1,962,553	2,561,311	-	234,375	1,962,553	2,795,686
<i>General Revenues:</i>						
Real Estate and personal property taxes	42,607,202	41,038,247	-	-	42,607,202	41,038,247
Motor vehicle and other excise taxes	2,820,090	2,818,169	-	-	2,820,090	2,818,169
Nonrestricted grants and contributions	2,869,945	2,250,679	-	-	2,869,945	2,250,679
Unrestricted investment income	221,539	133,326	-	-	221,539	133,326
Other revenues	368,824	551,085	-	-	368,824	551,085
<b>Total Revenues</b>	<b>83,738,982</b>	<b>78,110,523</b>	<b>5,464,266</b>	<b>5,565,472</b>	<b>89,203,248</b>	<b>83,675,995</b>
<b>Expenses:</b>						
General Government	3,659,584	3,858,273	-	-	3,659,584	3,858,273
Public Safety	7,730,504	7,574,358	-	-	7,730,504	7,574,358
Education	34,276,957	34,443,839	-	-	34,276,957	34,443,839
Public Works	3,104,787	3,523,172	-	-	3,104,787	3,523,172
Sewer	1,500,511	1,544,049	-	-	1,500,511	1,544,049
Human Services	1,025,983	1,045,473	-	-	1,025,983	1,045,473
Culture and Recreation	1,128,263	983,187	-	-	1,128,263	983,187
Employee Benefits	27,633,027	25,634,472	-	-	27,633,027	25,634,472
State and County Assessments	2,840,212	1,861,924	-	-	2,840,212	1,861,924
Interest	834,528	924,201	-	-	834,528	924,201
Water	-	-	3,909,597	3,459,275	3,909,597	3,459,275
Sanitation	-	-	1,687,607	1,798,197	1,687,607	1,798,197
<b>Total Expenses</b>	<b>83,734,356</b>	<b>81,392,948</b>	<b>5,597,204</b>	<b>5,257,472</b>	<b>89,331,560</b>	<b>86,650,420</b>
<b>Transfers</b>	<b>(832,348)</b>	<b>(621,861)</b>	<b>832,348</b>	<b>621,861</b>	<b>-</b>	<b>-</b>
<b>Change in Net Position</b>	<b>(827,722)</b>	<b>(3,904,286)</b>	<b>699,410</b>	<b>929,861</b>	<b>(128,312)</b>	<b>(2,974,425)</b>
<b>Net Position - beginning</b>	<b>(15,886,060)</b>	<b>(11,981,774)</b>	<b>17,232,617</b>	<b>16,302,756</b>	<b>1,346,557</b>	<b>4,320,982</b>
<b>Net Position - ending</b>	<b>\$ (16,713,782)</b>	<b>\$ (15,886,060)</b>	<b>\$ 17,932,027</b>	<b>\$ 17,232,617</b>	<b>\$ 1,218,245</b>	<b>\$ 1,346,557</b>

### ***Financial Analysis of the Governmental Funds***

As noted earlier, the Town uses fund accounting to ensure and demonstrate compliance with finance-related legal requirements.

***Governmental funds*** - The focus of the Town's *governmental funds* is to provide information on near-term inflows, outflows, and balances of *spendable* resources. Such information is useful in assessing the Town's financing requirements. In particular, unreserved fund balance may serve as a useful measure of a government's net resources available for spending at the end of the fiscal year.

At the end of the current fiscal year, governmental funds reported combined ending fund balances of \$10.41 million, an increase of \$103,104 in comparison with the prior year. Approximately \$0.42 million of this amount constitutes *unassigned fund balance*.

The general fund is the chief operating fund. At the end of the current fiscal year, unassigned fund balance of the general fund was \$6.01 million, while the total fund balance was \$9.35 million. Unassigned fund balance represents 8.7% of total general fund expenditures.

General fund revenues for FY2020 were \$71.05 million with property taxes \$42.77 million and intergovernmental \$21.41 million the major components of the Town's revenue sources. General Fund expenditures were \$69.09 million for FY2020 with education \$29.16 million, employee benefits \$18.08 million and public safety \$7.03 million the major components of spending. The fund balance of the general fund increased by \$1,357,970.

The Town has established multiple stabilization funds, which are found within the General Fund fund balance. The stabilization fund has accumulated a fund balance of nearly \$1.49 million which represents 2.2% of general fund expenditures. The capital stabilization fund has an ending fund balance of \$0.3 million or 0.4% of general fund expenditures. The Town also maintains a tax stabilization fund, with an ending fund balance of approximately \$2.1 million or 3.1% of general fund expenditures. These funds can be used for general or capital purposes upon Town Meeting approval.

### ***General Fund Budget Highlights***

There were modest overall changes between the original and final expenditures budget of the Town in many functional areas. The Town budgeted \$62.17 million in revenues and \$64.16 million of expenditures. There were increases of \$616,051 between the original and final expenditure budgets of the Town, which was primarily attributable to an increase in employee benefits and public safety expenses.

### *Capital Assets and Debt Administration*

**Capital assets** – In conjunction with the operating budget, the Town annually prepared capital budgets for the upcoming fiscal year. The investment in capital assets includes land, buildings and improvements, machinery and equipment, vehicles, software, other, infrastructure, and construction in process.

The Town's investment in capital assets for governmental and business-type activities as of June 30, 2020, amounts to \$112.4 million, net of accumulated depreciation, which represents an increase of \$2.2 million over the previous fiscal year. The most significant contributors to this increase were attributable to expenditures on infrastructure and vehicles.

	Governmental Activities	Business-type Activities	Total
Land	\$ 12,787,759	\$ 3,573,100	\$ 16,360,859
Buildings	37,401,790	-	37,401,790
Improvements (Other than buildings)	1,008,504	-	1,008,504
Machinery and Equipment	1,417,795	178,507	1,596,302
Vehicles	2,846,570	323,592	3,170,162
Software	76,041	36,565	112,606
Other	10,000	-	10,000
Infrastructure	24,759,111	26,101,053	50,860,164
Construction in Progress	867,349	1,037,535	1,904,884
Total	<u>\$ 81,174,919</u>	<u>\$ 31,250,352</u>	<u>\$ 112,425,271</u>

**Long term debt** – Governmental activities outstanding long-term debt as of June 30, 2020, totaled \$20.50 million of which \$5.210 million (25.4%) is for school building construction projects and \$5.555 million (27.1%) is for construction of the new police station. The governmental activities (business-type activities debt is not included) long-term debt consists of the following:

Education (reimbursable)	\$ 3,745,000	18.27%
Educational (non-reimbursable)	105,000	0.51%
Sewer	320,380	1.56%
Public Works	2,485,000	12.12%
Human Services	40,000	0.20%
New Police Station	5,555,000	27.10%
New Fire Pumper Truck	390,000	1.90%
High School Athletic Field	915,000	4.46%
Ch 90 Supplemental	340,000	1.66%
Pearl St Bldg Demo	490,000	2.39%
Fire/Ladder Truck	740,000	3.61%
Roadway Improv	790,000	3.85%
DPW Bldg Repair	610,000	2.98%
Pine Grove Sewer	85,000	0.41%
DPW Salt Shed	390,000	1.90%
South Elem Roof	445,000	2.17%
Rearl St Mill Dam	550,000	2.68%
Land Acquisition	779,000	3.80%
MWPAT Sewer	1,426,518	6.96%
General Government	300,000	1.46%
Total	<u>\$ 20,500,898</u>	<u>100.00%</u>

The Town's credit rating was reviewed in August 2020. Moody's Investors Service assigned a rating of Aa3, and Standard & Poor's confirmed its previous of AA+.

### ***Economic Factors and Next Year's Budgets and Rates***

The Town's leadership (elected and appointed officials) considered many factors when setting the fiscal 2021 budget and tax rates including the following:

- There are indications the local economy is improving steadily over the previous fiscal year as evidenced by an increase in new residential and commercial property development.
- The fiscal 2021 residential tax rate was set at \$14.41 and the commercial/industrial tax rate was set at \$20.58. Residential property values increased by 6.24% over FY 2020 and commercial/industrial/personal property values increased an average of 13.03%. The excess levy capacity for fiscal 2021 was \$27,576.
- The Board of Selectmen voted during their classification hearing to maintain the split tax rate for the various classes of property within the Town. On a state wide ranking, the Town of Bellingham ranked 217th (FY 2020) in the amount of tax dollars paid by the average single family taxpayer; with a rank of 1 being the highest bill in the state and 332 being the lowest reported bill in the state.
- Fiscal 2021 and beyond may prove to be better than the most recent past fiscal years as the current economic condition of the local, state and federal governments continue to show signs of improvement.
- Due to the Covid-19 pandemic, certain local receipts, such as motor vehicle excise taxes and local option meals tax are being closely monitored. State aid is remaining relatively unchanged in the upcoming fiscal year.

### **Requests for Information**

This financial report is designed to provide a general overview of the Town's finances for all of those with an interest in the Town's finances. Questions concerning any information provided in this report or requests for additional financial information should be addressed to the Chief Financial Officer, Town Hall Annex, 10 Mechanic Street, Bellingham, MA 02019.

TOWN OF BELLINGHAM, MASSACHUSETTS  
STATEMENT OF NET POSITION  
JUNE 30, 2020

	PRIMARY GOVERNMENT		
	GOVERNMENTAL ACTIVITIES	BUSINESS-TYPE ACTIVITIES	TOTAL
<b>ASSETS</b>			
CURRENT:			
CASH AND SHORT-TERM INVESTMENTS	\$ 18,279,970	\$ 3,048,708	\$ 21,328,678
INVESTMENTS	3,496,027	-	3,496,027
RECEIVABLES, NET OF ALLOWANCE FOR UNCOLLECTIBLES:			
REAL ESTATE AND PERSONAL PROPERTY TAXES	1,175,508	-	1,175,508
TAX LIENS	990,039	-	990,039
MOTOR VEHICLE EXCISE TAXES	354,718	-	354,718
USER FEES	1,079,307	1,034,063	2,113,370
DEPARTMENTAL AND OTHER	263,150	-	263,150
INTERGOVERNMENTAL	2,266,362	-	2,266,362
SPECIAL ASSESSMENTS	90,688	-	90,688
PREPAID EXPENSES	732,198	-	732,198
NONCURRENT:			
RECEIVABLES, NET OF ALLOWANCE FOR UNCOLLECTIBLES:			
INTERGOVERNMENTAL	690,948	-	690,948
SPECIAL ASSESSMENTS	733,035	-	733,035
CAPITAL ASSETS, NET OF ACCUMULATED DEPRECIATION	81,174,919	31,250,352	112,425,271
<b>TOTAL ASSETS</b>	<b>111,326,869</b>	<b>35,333,123</b>	<b>146,659,992</b>
<b>DEFERRED OUTFLOWS OF RESOURCES</b>			
RELATED TO POSTEMPLOYMENT BENEFITS	10,074,863	229,673	10,304,436
RELATED TO PENSIONS	5,922,534	339,396	6,261,930
<b>TOTAL DEFERRED OUTFLOWS OF RESOURCES</b>	<b>15,997,397</b>	<b>568,969</b>	<b>16,566,366</b>
<b>LIABILITIES</b>			
CURRENT:			
ACCOUNTS PAYABLE	1,321,929	464,956	1,786,885
ACCRUED LIABILITIES	2,252,013	41,894	2,293,907
HEALTH CLAIMS PAYABLE	381,785	-	381,785
OTHER LIABILITIES	9,000	-	9,000
ACCRUED INTEREST	169,800	127,999	297,799
CAPITAL LEASES PAYABLE	93,724	-	93,724
BONDS AND NOTES PAYABLE	10,371,361	821,316	11,192,677
LANDFILL POSTCLOSURE CARE COSTS	12,000	-	12,000
COMPENSATED ABSENCES	421,345	-	421,345
NONCURRENT:			
CAPITAL LEASES PAYABLE	142,734	-	142,734
BONDS AND NOTES PAYABLE	16,537,830	12,980,514	29,518,344
POSTEMPLOYMENT BENEFITS	75,934,607	1,730,302	77,664,909
NET PENSION LIABILITY	24,660,511	1,413,194	26,073,705
LANDFILL POSTCLOSURE CARE COSTS	48,000	-	48,000
COMPENSATED ABSENCES	855,460	-	855,460
<b>TOTAL LIABILITIES</b>	<b>133,212,099</b>	<b>17,580,185</b>	<b>150,792,284</b>
<b>DEFERRED INFLOWS OF RESOURCES</b>			
RELATED TO POSTEMPLOYMENT BENEFITS	6,677,764	152,164	6,829,918
RELATED TO PENSIONS	4,148,195	237,716	4,385,911
<b>TOTAL DEFERRED INFLOWS OF RESOURCES</b>	<b>10,825,949</b>	<b>389,880</b>	<b>11,215,829</b>
<b>NET POSITION</b>			
NET INVESTMENT IN CAPITAL ASSETS	60,149,496	17,464,251	77,613,747
RESTRICTED FOR:			
PERMANENT FUNDS:			
EXPENDABLE	45,055	-	45,055
OTHER PURPOSES	5,557,117	-	5,557,117
UNRESTRICTED	(82,465,450)	467,776	(81,997,674)
<b>TOTAL NET POSITION</b>	<b>\$ (16,713,782)</b>	<b>\$ 17,932,027</b>	<b>\$ 1,218,245</b>

See accompanying notes to the basic financial statements

TOWN OF BELLINGHAM, MASSACHUSETTS  
STATEMENT OF ACTIVITIES  
FISCAL YEAR ENDED JUNE 30, 2020

FUNCTIONS/PROGRAMS	PROGRAM REVENUES				NET (EXPENSE) REVENUE
	EXPENSES	CHARGES FOR SERVICES	OPERATING GRANTS AND CONTRIBUTIONS	CAPITAL GRANTS AND CONTRIBUTIONS	
PRIMARY GOVERNMENT:					
GOVERNMENTAL ACTIVITIES:					
GENERAL GOVERNMENT	\$ 3,659,584	\$ 416,710	\$ 650,391	\$ 22,050	\$ (2,570,433)
PUBLIC SAFETY	7,730,504	2,309,201	284,649	-	(5,136,654)
EDUCATION	34,276,957	1,401,282	12,408,955	-	(20,466,720)
PUBLIC WORKS	3,104,787	385,815	8,726	1,877,370	(832,876)
SEWER	1,500,511	1,344,012	71	61,077	(95,351)
HUMAN SERVICES	1,025,983	366,807	343,503	2,056	(314,617)
CULTURE & RECREATION	1,128,263	37,227	69,821	-	(1,021,215)
EMPLOYEE BENEFITS	27,633,027	2,952,150	9,910,509	-	(14,770,368)
STATE & COUNTY ASSESSMENTS	2,840,212	-	-	-	(2,840,212)
INTEREST	834,528	-	-	-	(834,528)
TOTAL GOVERNMENTAL ACTIVITIES	83,734,356	9,212,204	23,676,625	1,962,553	(48,882,974)
BUSINESS-TYPE ACTIVITIES:					
WATER	3,909,597	3,432,297	240,894	-	(236,406)
SANITATION	1,687,607	1,780,543	10,532	-	103,468
TOTAL BUSINESS-TYPE ACTIVITIES	5,597,204	5,212,840	251,426	-	(132,938)
TOTAL PRIMARY GOVERNMENT	\$ 89,331,560	\$ 14,425,044	\$ 23,928,051	\$ 1,962,553	\$ (49,016,912)

See accompanying notes to the basic financial statements

(continued)



**TOWN OF BELLINGHAM, MASSACHUSETTS**  
**STATEMENT OF ACTIVITIES**  
**FISCAL YEAR ENDED JUNE 30, 2020**

	PRIMARY GOVERNMENT		
	GOVERNMENTAL ACTIVITIES	BUSINESS-TYPE ACTIVITIES	TOTAL
<b>CHANGES IN NET ASSETS:</b>			
NET (EXPENSE) REVENUE FROM PREVIOUS PAGE	<u>(48,882,974)</u>	<u>(132,938)</u>	<u>\$(49,015,912)</u>
GENERAL REVENUES:			
REAL ESTATE AND PERSONAL PROPERTY TAXES,			
NET OF TAX REFUNDS PAYABLE	42,426,456	-	42,426,456
TAX LIENS	180,746	-	180,746
MOTOR VEHICLE EXCISE TAXES	2,820,090	-	2,820,090
PENALTIES AND INTEREST ON TAXES	305,955	-	305,955
GRANTS AND CONTRIBUTIONS NOT RESTRICTED			
TO SPECIFIC PROGRAMS	2,869,945	-	2,869,945
UNRESTRICTED INVESTMENT INCOME	221,539	-	221,539
MISCELLANEOUS	62,869	-	62,869
TRANSFERS, NET	<u>(832,348)</u>	<u>832,348</u>	<u>-</u>
TOTAL GENERAL REVENUES AND TRANSFERS	<u>48,055,252</u>	<u>832,348</u>	<u>48,887,600</u>
CHANGE IN NET POSITION	<u>(827,722)</u>	<u>699,410</u>	<u>(128,312)</u>
<b>NET POSITION:</b>			
BEGINNING OF YEAR	<u>(15,886,060)</u>	<u>17,232,617</u>	<u>1,346,557</u>
END OF YEAR	<u>\$ (16,713,782)</u>	<u>\$ 17,932,027</u>	<u>\$ 1,218,245</u>

See accompanying notes to the basic financial statements

(concluded)

**TOWN OF BELLINGHAM, MASSACHUSETTS  
GOVERNMENTAL FUNDS  
BALANCE SHEET  
JUNE 30, 2020**

	GENERAL	NONMAJOR GOVERNMENTAL FUNDS	TOTAL GOVERNMENTAL FUNDS
<b><u>ASSETS</u></b>			
CASH AND SHORT-TERM INVESTMENTS	\$ 8,773,378	\$ 7,279,504	\$ 16,052,882
INVESTMENTS	3,460,461	35,566	3,496,027
RECEIVABLES, NET OF ALLOWANCE FOR UNCOLLECTIBLES:			
REAL ESTATE AND PERSONAL PROPERTY TAXES	1,175,508	-	1,175,508
TAX LIENS	990,039	-	990,039
MOTOR VEHICLE EXCISE TAXES	354,718	-	354,718
USER FEES	673,193	406,114	1,079,307
INTERGOVERNMENTAL	2,953,827	3,483	2,957,310
SPECIAL ASSESSMENTS	26,935	796,788	823,723
<b>TOTAL ASSETS</b>	<b>\$ 18,408,059</b>	<b>\$ 8,521,455</b>	<b>\$ 26,929,514</b>
<b><u>LIABILITIES, DEFERRED INFLOWS OF RESOURCES AND FUND BALANCES</u></b>			
LIABILITIES:			
ACCOUNTS PAYABLE	\$ 1,046,269	\$ 268,047	\$ 1,314,316
ACCRUED LIABILITIES	2,147,196	104,817	2,252,013
OTHER LIABILITIES	9,000	-	9,000
NOTES PAYABLE	-	5,883,768	5,883,768
<b>TOTAL LIABILITIES</b>	<b>3,202,465</b>	<b>6,256,632</b>	<b>9,459,097</b>
DEFERRED INFLOWS OF RESOURCES:			
UNAVAILABLE REVENUE	5,860,058	1,202,902	7,062,960
<b>FUND BALANCES:</b>			
RESTRICTED	2,110,087	6,650,933	8,761,020
COMMITTED	532,300	-	532,300
ASSIGNED	694,962	-	694,962
UNASSIGNED	6,008,187	(5,589,012)	419,175
<b>TOTAL FUND BALANCES</b>	<b>9,345,536</b>	<b>1,061,921</b>	<b>10,407,457</b>
<b>TOTAL LIABILITIES, DEFERRED INFLOW OF RESOURCES AND FUND BALANCES</b>	<b>\$ 18,408,059</b>	<b>\$ 8,521,455</b>	<b>\$ 26,929,514</b>

See accompanying notes to the basic financial statements

**TOWN OF BELLINGHAM, MASSACHUSETTS  
GOVERNMENTAL FUNDS  
STATEMENT OF REVENUES, EXPENDITURES, AND CHANGES IN FUND BALANCES  
FISCAL YEAR ENDED JUNE 30, 2020**

	GENERAL	NONMAJOR GOVERNMENTAL FUNDS	TOTAL GOVERNMENTAL FUNDS
<b>REVENUES:</b>			
REAL ESTATE AND PERSONAL PROPERTY TAXES,			
NET OF TAX REFUNDS	\$ 42,771,176	\$ -	\$ 42,771,176
MOTOR VEHICLE EXCISE TAXES	2,737,142	-	2,737,142
PENALTIES AND INTEREST ON TAXES	305,955	-	305,955
INTERGOVERNMENTAL	21,408,924	5,164,843	26,573,767
CHARGES FOR SERVICES	-	2,144,110	2,144,110
CHARGES FOR SERVICES - SEWER	-	1,433,298	1,433,298
INVESTMENT INCOME	216,454	11,836	228,290
CONTRIBUTIONS & DONATIONS	-	259,700	259,700
DEPARTMENTAL	3,614,610	446,548	4,061,158
<b>TOTAL REVENUES</b>	<b>71,054,261</b>	<b>9,460,335</b>	<b>80,514,596</b>
<b>EXPENDITURES:</b>			
CURRENT:			
GENERAL GOVERNMENT	3,025,142	943,399	3,968,541
PUBLIC SAFETY	7,029,559	1,049,214	8,078,773
EDUCATION	29,164,913	3,857,898	33,022,811
PUBLIC WORKS	2,364,174	3,212,846	5,577,020
SEWER	-	1,500,731	1,500,731
HUMAN SERVICES	491,989	488,286	980,275
CULTURE & RECREATION	811,224	255,766	1,066,990
EMPLOYEE BENEFITS	18,080,917	-	18,080,917
STATE & COUNTY ASSESSMENTS	2,840,212	-	2,840,212
DEBT SERVICE:			
PRINCIPAL	4,303,907	-	4,303,907
INTEREST	978,948	-	978,948
<b>TOTAL EXPENDITURES</b>	<b>69,090,985</b>	<b>11,308,140</b>	<b>80,399,125</b>
<b>EXCESS (DEFICIENCY) OF REVENUES OVER EXPENDITURES</b>	<b>1,963,276</b>	<b>(1,847,805)</b>	<b>115,471</b>
<b>OTHER FINANCING SOURCES (USES)</b>			
PROCEEDS FROM BONDS AND NOTES	-	780,000	780,000
PROCEEDS FROM BOND PREMIUM	-	39,981	39,981
OPERATING TRANSFERS IN	92,001	-	92,001
OPERATING TRANSFERS OUT	(697,307)	(227,042)	(924,349)
<b>TOTAL OTHER FINANCING SOURCES (USES)</b>	<b>(605,306)</b>	<b>592,939</b>	<b>(12,367)</b>
<b>NET CHANGE IN FUND BALANCES</b>	<b>1,357,970</b>	<b>(1,254,866)</b>	<b>103,104</b>
<b>FUND BALANCES AT BEGINNING OF YEAR</b>	<b>7,987,566</b>	<b>2,316,787</b>	<b>10,304,353</b>
<b>FUND BALANCES AT END OF YEAR</b>	<b>\$ 9,345,536</b>	<b>\$ 1,061,921</b>	<b>\$ 10,407,457</b>

See accompanying notes to the basic financial statements

TOWN OF BELLINGHAM, MASSACHUSETTS  
RECONCILIATION OF THE GOVERNMENTAL FUNDS BALANCE SHEET  
TOTAL FUND BALANCES TO THE STATEMENT OF NET POSITION  
JUNE 30, 2020

TOTAL GOVERNMENTAL FUND BALANCES	\$ 10,407,457
CAPITAL ASSETS (NET) USED IN GOVERNMENTAL ACTIVITIES ARE NOT FINANCIAL RESOURCES AND, THEREFORE, ARE NOT REPORTED IN THE FUNDS	81,174,919
ACCOUNTS RECEIVABLE ARE NOT AVAILABLE TO PAY FOR CURRENT-PERIOD EXPENDITURES AND, THEREFORE, ARE DEFERRED IN THE FUNDS	7,062,960
INTERNAL SERVICE FUNDS ARE USED BY MANAGEMENT TO ACCOUNT FOR EMPLOYEES' AND RETIREES' HEALTH INSURANCE, UNEMPLOYMENT, WORKMEN'S COMPENSATION AND BUILDING INSURANCE ACTIVITIES.	
THE ASSETS AND LIABILITIES OF THE INTERNAL SERVICE FUNDS ARE INCLUDED IN THE GOVERNMENTAL ACTIVITIES IN THE STATEMENT OF NET POSITION	2,833,038
IN THE STATEMENT OF ACTIVITIES, INTEREST IS ACCRUED ON OUTSTANDING LONG-TERM DEBT, WHEREAS IN GOVERNMENTAL FUNDS INTEREST IS NOT REPORTED UNTIL DUE	(169,800)
LONG-TERM LIABILITIES ARE NOT DUE AND PAYABLE IN THE CURRENT PERIOD AND, THEREFORE, ARE NOT REPORTED IN THE GOVERNMENTAL FUNDS	
BONDS AND NOTES PAYABLE	(20,500,898)
OTHER POSTEMPLOYMENT BENEFITS LIABILITY	(75,934,607)
DEFERRED OUTFLOWS OF RESOURCES - RELATED TO POSTEMPLOYMENT BENEFITS	10,074,863
DEFERRED INFLOWS OF RESOURCES - RELATED TO POSTEMPLOYMENT BENEFITS	(8,677,754)
NET PENSION LIABILITY	(24,660,511)
DEFERRED OUTFLOWS OF RESOURCES - RELATED TO PENSIONS	5,922,534
DEFERRED INFLOWS OF RESOURCES - RELATED TO PENSIONS	(4,148,195)
CAPITAL LEASES	(236,458)
UNAMORTIZED BOND PREMIUM	(524,525)
COMPENSATED ABSENCES	(1,276,805)
LANDFILL POSTCLOSURE CARE COSTS	(60,000)
NET EFFECT OF REPORTING LONG-TERM LIABILITIES	(118,022,356)
NET POSITION OF GOVERNMENTAL ACTIVITIES	<u>\$ (16,713,782)</u>

See accompanying notes to the basic financial statements

**TOWN OF BELLINGHAM, MASSACHUSETTS**  
**RECONCILIATION OF THE STATEMENT OF REVENUES, EXPENDITURES, AND CHANGES IN FUND BALANCES**  
**OF GOVERNMENTAL FUNDS TO THE STATEMENT OF ACTIVITIES**  
**FISCAL YEAR ENDED JUNE 30, 2020**

**NET CHANGE IN FUND BALANCES - TOTAL GOVERNMENTAL FUNDS**

\$ 103,104

GOVERNMENTAL FUNDS REPORT CAPITAL OUTLAYS AS EXPENDITURES. HOWEVER, IN THE STATEMENT OF ACTIVITIES THE COST OF THOSE ASSETS IS ALLOCATED OVER THEIR ESTIMATED USEFUL LIVES AND REPORTED AS DEPRECIATION EXPENSE.

CAPITAL OUTLAY  
DEPRECIATION EXPENSE

4,825,088  
(3,160,476)

NET EFFECT OF REPORTING CAPITAL ASSETS

1,664,612

REVENUES IN THE STATEMENT OF ACTIVITIES THAT DO NOT PROVIDE CURRENT FINANCIAL RESOURCES ARE FULLY DEFERRED IN THE STATEMENT OF REVENUES, EXPENDITURES AND CHANGES IN FUND BALANCES. THEREFORE, THE RECOGNITION OF REVENUE FOR VARIOUS TYPES OF ACCOUNTS RECEIVABLE (I.E. REAL ESTATE AND PERSONAL PROPERTY, MOTOR VEHICLE EXCISE, ETC.) DIFFER BETWEEN THE TWO STATEMENTS. THIS AMOUNT REPRESENTS THE NET CHANGE IN DEFERRED REVENUE

(2,380,328)

THE ISSUANCE OF LONG-TERM DEBT (E.G., BONDS) PROVIDES CURRENT FINANCIAL RESOURCES TO GOVERNMENTAL FUNDS, WHILE THE REPAYMENT OF THE PRINCIPAL OF LONG-TERM DEBT CONSUMES THE FINANCIAL RESOURCES OF GOVERNMENTAL FUNDS. NEITHER TRANSACTION, HOWEVER, HAS ANY EFFECT ON NET ASSETS. ALSO, GOVERNMENTAL FUNDS REPORT THE EFFECT OF ISSUANCE COSTS, PREMIUMS, DISCOUNTS, AND SIMILAR ITEMS WHEN DEBT IS FIRST ISSUED, WHEREAS THESE AMOUNTS ARE DEFERRED AND AMORTIZED IN THE STATEMENT OF ACTIVITIES.

PROCEEDS FROM BONDS AND NOTES  
DEBT SERVICE PRINCIPAL PAYMENTS  
UNAMORTIZED BOND PREMIUM

(780,000)  
4,303,907  
70,961

NET EFFECT OF REPORTING LONG-TERM DEBT

3,594,868

SOME EXPENSES REPORTED IN THE STATEMENT OF ACTIVITIES DO NOT REQUIRE THE USE OF CURRENT FINANCIAL RESOURCES AND, THEREFORE, ARE NOT REPORTED AS EXPENDITURES IN THE GOVERNMENTAL FUNDS.

NET CHANGE IN CAPITAL LEASES  
NET CHANGE IN COMPENSATED ABSENCES ACCRUAL  
NET CHANGE IN LANDFILL POSTCLOSURE CARE ACCRUAL  
NET CHANGE IN ACCRUED INTEREST ON LONG-TERM DEBT  
NET CHANGE IN OTHER POSTEMPLOYMENT BENEFITS LIABILITY  
NET CHANGE IN DEFERRED OUTFLOWS OF RESOURCES - RELATED TO POSTEMPLOYMENT BENEFITS  
NET CHANGE IN DEFERRED INFLOWS OF RESOURCES - RELATED TO POSTEMPLOYMENT BENEFITS  
NET CHANGE IN DEFERRED OUTFLOWS OF RESOURCES - RELATED TO PENSIONS  
NET CHANGE IN DEFERRED INFLOWS OF RESOURCES - RELATED TO PENSIONS  
NET CHANGE IN NET PENSION LIABILITY

91,940  
19,630  
12,000  
33,478  
3,141,328  
(1,130,115)  
(6,677,764)  
(1,617,749)  
(1,840,798)  
2,829,298

NET EFFECT OF RECORDING LONG-TERM LIABILITIES

(5,138,742)

INTERNAL SERVICE FUNDS ARE USED BY MANAGEMENT TO ACCOUNT FOR HEALTH INSURANCE, UNEMPLOYMENT, WORKERS' COMPENSATION, AND BUILDING INSURANCE ACTIVITIES

THE NET ACTIVITY OF INTERNAL SERVICE FUNDS IS REPORTED WITH GOVERNMENTAL ACTIVITIES

1,328,764

**CHANGE IN NET POSITION OF GOVERNMENTAL ACTIVITIES**

\$ (827,722)

See accompanying notes to the basic financial statements

TOWN OF BELLINGHAM, MASSACHUSETTS  
GENERAL FUND  
STATEMENT OF REVENUES, EXPENDITURES, AND CHANGES IN FUND BALANCE - BUDGET AND ACTUAL  
FISCAL YEAR ENDED JUNE 30, 2020

	BUDGETED AMOUNTS					CURRENT YEAR CARRYFORWARD ARTICLES & ENCUMBRANCES	VARIANCE OVER (UNDER)
	PRIOR YEAR CARRYFORWARD ARTICLES & ENCUMBRANCES	CURRENT YEAR INITIAL BUDGET	ORIGINAL BUDGET	FINAL BUDGET	ACTUAL BUDGETARY AMOUNTS		
REVENUES:							
REAL ESTATE AND PERSONAL PROPERTY TAXES,		\$ 42,258,556	\$ 42,258,556	\$ 42,258,556	\$ 42,771,176	\$ -	\$ 512,620
NET OF TAX REFUNDS		2,650,000	2,650,000	2,650,000	2,737,142	-	87,142
MOTOR VEHICLE EXCISE TAXES		285,575	285,575	285,575	305,955	-	20,380
PENALTIES & INTEREST ON TAXES		13,805,320	13,805,320	13,805,320	14,198,923	-	393,603
INTERGOVERNMENTAL		30,000	30,000	30,000	101,139	-	71,139
INVESTMENT INCOME		3,141,740	3,141,740	3,141,740	3,614,610	-	472,870
DEPARTMENTAL		-	-	-	-	-	-
TOTAL REVENUES		62,171,191	62,171,191	62,171,191	63,729,845	-	1,557,754
EXPENDITURES:							
CURRENT:							
GENERAL GOVERNMENT	72,044	3,295,964	3,359,998	3,339,996	3,025,142	121,138	193,715
PUBLIC SAFETY	21,659	7,946,318	7,357,197	7,482,661	7,029,559	61,288	391,804
EDUCATION	310,711	28,990,587	30,301,298	30,301,298	29,164,913	583,929	542,456
PUBLIC WORKS	222,064	2,125,854	2,347,918	2,523,709	2,384,174	30,870	128,665
HUMAN SERVICES	194	607,405	607,599	616,544	491,989	78,621	44,934
CULTURE & RECREATION	4,240	831,004	835,244	833,205	811,224	-	21,981
EMPLOYEE BENEFITS	-	10,487,569	10,487,569	10,882,787	10,872,972	-	9,815
STATE & COUNTY ASSESSMENTS	-	2,840,584	2,840,584	2,840,584	2,840,212	-	372
DEBT SERVICE:							
PRINCIPAL	-	4,284,907	4,284,907	4,303,907	4,308,907	-	56,907
INTEREST	-	1,089,235	1,089,235	1,033,699	976,892	-	885,856
TOTAL EXPENDITURES	630,922	62,910,417	63,541,339	64,157,390	61,890,994	885,856	1,390,550
EXCESS (DEFICIENCY) OF REVENUES OVER EXPENDITURES	(830,922)	(739,226)	(1,370,148)	(1,986,199)	1,847,951	(885,856)	2,948,322
OTHER FINANCING SOURCES (USES):							
OPERATING TRANSFERS IN	-	91,983	91,983	91,983	92,001	-	18
OPERATING TRANSFERS OUT	-	(697,307)	(697,307)	(697,307)	(697,307)	-	-
TOTAL OTHER FINANCING SOURCES (USES)	-	(605,324)	(605,324)	(605,324)	(605,306)	-	18
NET CHANGE IN FUND BALANCE	(630,922)	(1,344,550)	(1,975,472)	(2,591,523)	1,242,655	(885,856)	2,948,322
BUDGETARY FUND BALANCE, BEGINNING OF YEAR	4,194,694	4,194,694	4,194,694	4,194,694	4,194,694	-	-
BUDGETARY FUND BALANCE, END OF YEAR	\$ 3,563,772	\$ 2,850,144	\$ 2,219,222	\$ 1,603,171	\$ 5,437,349	\$ (885,856)	\$ 2,948,322

See accompanying notes to the basic financial statements

TOWN OF BELLINGHAM, MASSACHUSETTS  
 PROPRIETARY FUNDS  
 STATEMENT OF NET POSITION  
 JUNE 30, 2020

	BUSINESS-TYPE ACTIVITIES - ENTERPRISE FUNDS			GOVERNMENTAL ACTIVITIES - INTERNAL SERVICE FUNDS
ASSETS	WATER	SANITATION	TOTAL	
CURRENT:				
CASH AND SHORT-TERM INVESTMENTS	\$ 2,434,576	\$ 614,132	\$ 3,048,708	\$ 2,227,088
USER FEES	899,726	134,337	1,034,063	-
DEPARTMENTAL	-	-	-	263,150
PREPAID EXPENSES	-	-	-	732,198
TOTAL CURRENT ASSETS	3,334,302	748,469	4,082,771	3,222,436
NONCURRENT:				
CAPITAL ASSETS, NET OF ACCUMULATED DEPRECIATION	31,250,352	-	31,250,352	-
TOTAL ASSETS	34,584,654	748,469	35,333,123	3,222,436
DEFERRED OUTFLOWS OF RESOURCES				
- RELATED TO OPEB	204,740	24,833	229,573	-
RELATED TO PENSIONS	321,863	17,533	339,396	-
TOTAL DEFERRED OUTFLOWS OF RESOURCES	526,603	42,366	568,969	-
LIABILITIES				
CURRENT:				
ACCOUNTS PAYABLE	333,570	131,396	464,966	7,613
ACCRUED LIABILITIES	38,285	3,609	41,894	-
HEALTH CLAIMS PAYABLE	-	-	-	381,785
ACCRUED INTEREST	127,999	-	127,999	-
BONDS AND NOTES PAYABLE	821,316	-	821,316	-
TOTAL CURRENT LIABILITIES	1,321,170	135,005	1,456,175	389,398
NONCURRENT:				
BONDS AND NOTES PAYABLE	12,980,514	-	12,980,514	-
NET PENSION LIABILITY	1,340,188	73,006	1,413,194	-
OTHER POSTEMPLOYMENT BENEFITS	1,543,134	187,168	1,730,302	-
TOTAL NONCURRENT LIABILITIES	15,863,836	260,174	16,124,010	-
TOTAL LIABILITIES	17,185,006	395,179	17,580,185	389,398
DEFERRED INFLOWS OF RESOURCES				
RELATED TO POST EMPLOYMENT BENEFITS	135,704	16,460	152,164	-
RELATED TO PENSIONS	225,436	12,280	237,716	-
TOTAL DEFERRED INFLOWS OF RESOURCES	361,140	28,740	389,880	-
NET POSITION				
NET INVESTMENT IN CAPITAL ASSETS	17,464,251	-	17,464,251	-
UNRESTRICTED	100,960	366,916	467,776	2,833,038
TOTAL NET POSITION	\$ 17,565,111	\$ 366,916	\$ 17,932,027	\$ 2,833,038

See accompanying notes to the basic financial statements

**TOWN OF BELLINGHAM, MASSACHUSETTS  
PROPRIETARY FUNDS  
STATEMENT OF REVENUES, EXPENSES, AND CHANGES IN NET POSITION  
FISCAL YEAR ENDED JUNE 30, 2020**

	<u>BUSINESS TYPE ACTIVITIES - ENTERPRISE FUNDS</u>			<u>GOVERNMENTAL ACTIVITIES - INTERNAL SERVICE FUNDS</u>
	<u>WATER</u>	<u>SANITATION</u>	<u>TOTAL</u>	
<u>OPERATING REVENUES:</u>				
CHARGES FOR SERVICES	\$ 3,432,297	\$ 1,780,543	\$ 5,212,840	\$ -
EMPLOYER CONTRIBUTIONS	-	-	-	6,925,000
EMPLOYEE CONTRIBUTIONS	-	-	-	2,952,150
DEPARTMENTAL & OTHER INCOME	228,461	-	228,461	2,641,312
TOTAL OPERATING REVENUES	3,659,758	1,780,543	5,439,301	12,518,462
<u>OPERATING EXPENSES:</u>				
GENERAL SERVICES	2,921,016	1,687,607	4,608,623	-
DEPRECIATION	653,267	-	653,267	-
EMPLOYEE BENEFITS	-	-	-	11,200,950
TOTAL OPERATING EXPENSES	3,574,283	1,687,607	5,261,890	11,200,950
OPERATING INCOME (LOSS)	84,475	92,936	177,411	1,317,512
<u>NON-OPERATING REVENUES (EXPENSES):</u>				
INVESTMENT INCOME	14,433	10,532	24,965	11,252
INTEREST EXPENSE	(335,314)	-	(335,314)	-
TOTAL NON-OPERATING REVENUES (EXPENSES), NET	(320,881)	10,532	(310,349)	11,252
INCOME (LOSS) BEFORE OPERATING TRANSFERS	(236,406)	103,468	(132,938)	1,328,764
<u>OPERATING TRANSFERS:</u>				
OPERATING TRANSFERS IN	832,348	-	832,348	-
CHANGE IN NET POSITION	595,942	103,468	699,410	1,328,764
NET POSITION AT BEGINNING OF YEAR	10,969,169	263,448	17,232,617	1,504,274
NET POSITION AT END OF YEAR	\$ 17,565,111	\$ 366,916	\$ 17,932,027	\$ 2,833,038

See accompanying notes to the basic financial statements



TOWN OF BELLINGHAM, MASSACHUSETTS  
PROPRIETARY FUNDS  
STATEMENT OF CASH FLOWS  
FISCAL YEAR ENDED JUNE 30, 2020

	BUSINESS TYPE ACTIVITIES - ENTERPRISE FUNDS			GOVERNMENTAL ACTIVITIES - INTERNAL SERVICE FUNDS
	WATER	SANITATION	TOTAL	
<b><u>CASH FLOWS FROM OPERATING ACTIVITIES:</u></b>				
EMPLOYER CONTRIBUTIONS	\$ -	\$ -	\$ -	\$ 6,925,000
EMPLOYEE CONTRIBUTIONS	-	-	-	2,952,150
RECEIPTS FROM CUSTOMERS AND USERS	3,713,199	1,739,101	5,452,300	2,659,307
PAYMENTS TO SUPPLIERS	(1,324,502)	(1,556,528)	(2,881,030)	(11,769,390)
PAYMENTS TO EMPLOYEES	(990,607)	(67,052)	(1,047,659)	-
NET CASH PROVIDED (USED) BY OPERATING ACTIVITIES	1,398,090	125,621	1,523,611	767,067
<b><u>CASH FLOWS FROM NONCAPITAL FINANCING ACTIVITIES:</u></b>				
OPERATING TRANSFERS IN	832,348	-	832,348	-
<b><u>CASH FLOWS FROM CAPITAL AND RELATED FINANCING ACTIVITIES:</u></b>				
PRINCIPAL PAYMENTS ON BONDS AND NOTES	(798,844)	-	(798,844)	-
ACQUISITION AND CONSTRUCTION OF CAPITAL ASSETS	(1,174,885)	-	(1,174,885)	-
INTEREST EXPENSE	(342,464)	-	(342,464)	-
NET CASH PROVIDED (USED) BY CAPITAL AND RELATED FINANCING ACTIVITIES:	(2,316,193)	-	(2,316,193)	-
<b><u>CASH FLOWS FROM INVESTING ACTIVITIES:</u></b>				
INTEREST RECEIVED	14,433	10,533	24,966	11,252
NET INCREASE (DECREASE) IN CASH AND SHORT-TERM INVESTMENTS	(71,322)	196,054	64,732	778,319
CASH AND SHORT-TERM INVESTMENTS - BEGINNING OF YEAR	2,505,698	478,078	2,983,976	1,448,769
CASH AND SHORT-TERM INVESTMENTS - END OF YEAR	\$ 2,434,576	\$ 614,132	\$ 3,048,708	\$ 2,227,088
<b><u>RECONCILIATION OF OPERATING INCOME (LOSS)</u></b>				
<b><u>TO NET CASH PROVIDED (USED) BY OPERATING ACTIVITIES:</u></b>				
OPERATING INCOME (LOSS)	\$ 84,475	\$ 92,938	\$ 177,411	\$ 1,317,512
ADJUSTMENTS TO RECONCILE OPERATING INCOME (LOSS)				
TO NET CASH PROVIDED (USED) BY OPERATING ACTIVITIES:				
DEPRECIATION	653,267	-	653,267	-
(INCREASE) DECREASE IN ACCOUNTS RECEIVABLE	54,442	(41,442)	13,000	17,394
(INCREASE) DECREASE IN DEPOSIT PREMIUM	-	-	-	(327,374)
(INCREASE) DECREASE IN DEFERRED OUTFLOWS OF RESOURCES	83,548	(3,039)	80,509	-
INCREASE (DECREASE) IN ACCOUNTS PAYABLE	311,302	(3,632)	307,670	-
INCREASE (DECREASE) IN HEALTH CLAIMS PAYABLE	-	-	-	(241,065)
INCREASE (DECREASE) IN POSTEMPLOYMENT BENEFITS	129,072	67,165	196,237	-
INCREASE (DECREASE) IN DEFERRED INFLOWS OF RESOURCES	235,743	21,908	257,652	-
INCREASE (DECREASE) IN NET PENSION LIABILITY	(153,759)	(8,376)	(162,135)	-
TOTAL ADJUSTMENTS	1,313,615	32,585	1,346,200	(550,445)
NET CASH PROVIDED (USED) BY OPERATING ACTIVITIES	\$ 1,398,090	\$ 125,621	\$ 1,523,611	\$ 767,067

See accompanying notes to the basic financial statements

**TOWN OF BELLINGHAM, MASSACHUSETTS  
FIDUCIARY FUNDS  
STATEMENT OF FIDUCIARY NET POSITION  
JUNE 30, 2020**

	<u>POSTEMPLOYMENT BENEFITS TRUST</u>	<u>PRIVATE PURPOSE TRUST FUNDS</u>	<u>AGENCY FUNDS</u>
<b><u>ASSETS</u></b>			
CASH AND SHORT-TERM INVESTMENTS	\$ 571,289	\$ 427,547	\$ 832,733
INVESTMENTS	-	27,059	816,890
TOTAL ASSETS	<u>571,289</u>	<u>454,606</u>	<u>1,649,623</u>
<b><u>LIABILITIES</u></b>			
ACCRUED LIABILITIES	-	-	38,999
OTHER LIABILITIES	-	-	1,610,624
TOTAL LIABILITIES	<u>-</u>	<u>-</u>	<u>1,649,623</u>
<b><u>NET POSITION</u></b>			
NET POSITION - HELD IN TRUST FOR OPEB AND OTHER PURPOSES	<u>\$ 571,289</u>	<u>\$ 454,606</u>	<u>\$ -</u>

See accompanying notes to the basic financial statements

**TOWN OF BELLINGHAM, MASSACHUSETTS  
FIDUCIARY FUNDS  
STATEMENT OF CHANGES IN FIDUCIARY NET POSITION  
FISCAL YEAR ENDED JUNE 30, 2020**

	<b>POSTEMPLOYMENT BENEFITS TRUSTS</b>	<b>PRIVATE PURPOSE TRUST FUNDS</b>
<b><u>ADDITIONS:</u></b>		
CONTRIBUTIONS:		
EMPLOYER CONTRIBUTIONS	\$ 50,000	\$ -
EMPLOYER CONTRIBUTIONS TO PAY FOR OPEB BENEFITS	1,770,876	-
NET INVESTMENT INCOME (LOSS):		
INVESTMENT INCOME	7,156	2,709
TOTAL ADDITIONS	<u>1,828,032</u>	<u>2,709</u>
<b><u>DEDUCTIONS:</u></b>		
BENEFIT PAYMENTS	1,770,876	-
EDUCATIONAL SCHOLARSHIPS	-	11,000
TOTAL DEDUCTIONS	<u>1,770,876</u>	<u>11,000</u>
CHANGE IN NET POSITION	57,156	(8,291)
NET POSITION AT BEGINNING OF YEAR	<u>514,133</u>	<u>462,897</u>
NET POSITION AT END OF YEAR	<u>\$ 571,289</u>	<u>\$ 454,606</u>

See accompanying notes to the basic financial statements

**TOWN OF BELLINGHAM, MASSACHUSETTS**  
**NOTES TO BASIC FINANCIAL STATEMENTS**  
**JUNE 30, 2020**

**NOTE 1 – SUMMARY OF SIGNIFICANT ACCOUNTING POLICIES**

The accompanying basic financial statements of the Town of Bellingham, Massachusetts (the Town) have been prepared in accordance with accounting principles generally accepted in the United States of America (GAAP). The Governmental Accounting Standards Board (GASB) is the recognized standard-setting body for establishing governmental accounting and financial reporting principles. The following is a summary of the more significant Town accounting policies:

**A. Reporting Entity**

Primary Government

The Town is a municipal corporation that is governed by a five member Board of Selectmen (the Board). The Board is responsible for appointing a Town Administrator whose responsibility is to manage the day to day operations. For financial reporting purposes, the Town has included all funds, organizations, account groups, agencies, boards, commissions and institutions. The Town has also considered all potential component units, blended or discretely presented, for which it is financially accountable as well as other organizations for which the nature and significance of their relationship with the Town are such that exclusion would cause the basic financial statements to be misleading or incomplete. Blended component units, although legally separate entities, are, in substance, part of the government's operations and discretely presented component units are reported in a separate column in the government-wide financial statements to emphasize that they are legally separate from the government. It has been determined that there are no component units (blended or discretely presented) for inclusion in the primary government's financial reporting entity.

Joint Venture

Municipal joint ventures pool resources to share the costs, risks and rewards of providing services to their participants, the general public or others. The Town is a participant in the following joint venture:

Name	Purpose	Address	Annual Assessment
Blackstone Valley Vocational Regional School District	To provide vocational education	65 Pleasant Street Upton, MA 01568	\$871,171

The Blackstone Valley Vocational Regional School District (the District) is governed by a thirteen (13) member school committee consisting of one (1) elected representative from the Town of Bellingham. The Town is indirectly liable for debt and other expenditures of the District and is assessed annually for its share of the operating and capital costs. Separate financial statements may be obtained by writing to the Treasurer of the District at the above address. The Town has an equity interest of approximately 4.9% in the joint venture.

**TOWN OF BELLINGHAM, MASSACHUSETTS**  
**NOTES TO BASIC FINANCIAL STATEMENTS**  
**JUNE 30, 2020**

---

**B. Government-Wide and Fund Financial Statements**

*Government-Wide Financial Statements*

The government-wide financial statements (i.e., statement of net position and the statement of activities) report information on all of the non-fiduciary activities of the primary government. *Governmental activities*, which are primarily supported by taxes and intergovernmental revenues, are reported separately from *business-type activities*, which are supported primarily by user fees and charges.

*Fund Financial Statements*

Separate financial statements are provided for governmental funds, proprietary funds, and fiduciary funds, even though fiduciary funds are excluded from the government-wide financial statements. Major individual governmental funds and major individual enterprise funds are reported as separate columns in the fund financial statements. Nonmajor funds are aggregated and displayed in a single column.

*Major Fund Criteria*

A fund is considered major if it is the primary operating fund of the Town or it meets the following criteria:

- a. If the total assets and deferred outflows of resources, liabilities and deferred inflows of resources, revenues, or expenditures/expenses of an individual governmental or enterprise fund are at least 10 percent of the corresponding element (assets and deferred outflows of resources, liabilities and deferred inflows of resources, etc.) for all funds of that category or type (total governmental or total enterprise funds), *and*
- b. If the total assets and deferred outflows of resources, liabilities and deferred inflows of resources, revenues, or expenditures/expenses of the individual governmental fund or enterprise fund are at least 5 percent of the corresponding element for all governmental and enterprise funds combined.

Additionally, any other governmental or enterprise fund that management believes is particularly significant to the basic financial statements may be reported as a major fund.

Internal service funds and fiduciary funds are reported by fund type.

**C. Measurement Focus, Basis of Accounting and Financial Statement Presentation**

*Government-Wide Financial Statements*

The government-wide financial statements are reported using the economic resources measurement focus and the accrual basis of accounting. Under this method, revenues are recorded when earned and expenses are recorded when the liabilities are incurred. Real estate and personal property taxes are recognized as revenues in the fiscal year for which they are levied. Grants and similar items are recognized as revenue as soon as all eligibility requirements imposed by the provider have been met.

TOWN OF BELLINGHAM, MASSACHUSETTS  
NOTES TO BASIC FINANCIAL STATEMENTS  
JUNE 30, 2020

---

The statement of activities demonstrates the degree to which the direct expenses of a particular function or segment are offset by program revenues. Direct expenses are those that are clearly identifiable with a specific function or segment. Program revenues include the following:

- a. *Charges to customers* or applicants who purchase, use, or directly benefit from goods, services, or privileges provided by a given function or segment.
- b. *Grants and contributions* that are restricted to meeting the operational requirements of a particular function or segment.
- c. *Grants and contributions* that are restricted to meeting the capital requirements of a particular function or segment.

Taxes and other items not identifiable as program revenues are reported as general revenues.

For the most part, the effect of interfund activity has been removed from the government-wide financial statements. Exceptions are charges between the general fund and the various enterprise funds. Elimination of these charges would distort the direct costs and program revenues reported for the functions affected.

*Fund Financial Statements*

***Governmental Fund Financial Statements***

Governmental fund financial statements are reported using the current financial resources measurement focus and the modified accrual basis of accounting. Under the modified accrual basis of accounting, revenues are recognized when susceptible to accrual (i.e., when they become both measurable and available). Measurable means the amount of the transaction can be determined and available means collectible within the current period or soon enough thereafter to pay liabilities of the current period.

Expenditures are recorded when the related fund liability is incurred, except for interest on general long-term debt which is recognized when due, and the non-current portion of compensated absences, net pension liability, postemployment benefits, capital leases payable, and landfill postclosure care costs which are recognized when the obligations are expected to be liquidated with current expendable available resources.

In applying the susceptible to accrual concept to intergovernmental revenues, there are essentially two types of revenues. In one, moneys must be expended on the specific purpose or project before any amounts will be paid to the Town; therefore, revenues are recognized based upon the expenditures incurred. In the other, moneys are virtually unrestricted and are usually revocable only for failure to comply with prescribed compliance requirements. These resources are reflected as revenues at the time of receipt or earlier if the susceptible to accrual criteria are met.

The Town considers property taxes as available if they are due and collected within 60 days after fiscal year-end. Licenses and permits, user charges, fines and forfeitures, and miscellaneous revenues are recorded as revenues when received. Investment earnings are recorded as earned.

**TOWN OF BELLINGHAM, MASSACHUSETTS**  
**NOTES TO BASIC FINANCIAL STATEMENTS**  
**JUNE 30, 2020**

---

The Town reports the following major governmental funds:

- The *General fund* is the primary operating fund of the Town. It is used to account for all financial resources, except those that are required to be accounted for in another fund.
- The *Nonmajor Governmental funds* consist of other special revenue, capital projects and permanent funds that are aggregated and presented in the *nonmajor governmental funds* column on the governmental funds financial statements. The following describes the general use of these fund types:
  - The *Special Revenue fund* is used to account for the proceeds of specific revenue sources (other than permanent funds or capital projects funds) that are restricted by law or administrative action to expenditures for specified purposes.
  - The *Capital Projects fund* is used to account for financial resources to be used for the acquisition or construction of major capital facilities (other than those financed by enterprise and trust funds).

***Proprietary Fund Financial Statements***

*Proprietary fund* financial statements are reported using the flow of economic resources measurement focus and use the accrual basis of accounting. Under this method, revenues are recorded when earned and expenses are recorded when the liabilities are incurred.

Proprietary funds distinguish operating revenues and expenses from nonoperating items. Operating revenues and expenses generally result from providing services and producing and delivering goods in connection with the proprietary funds principal ongoing operations. All revenues and expenses not meeting this definition are reported as nonoperating revenues and expenses.

The following major proprietary funds are reported:

- The *Water Enterprise fund* is used to account for water activities.
- The *Sanitation Enterprise fund* is used to account for the operations of the trash collection activities.

Additionally, the following proprietary fund type is reported:

- The *Internal Service fund* is used to account for the financing of services provided by one department to other departments or governmental units. This fund is used to account for risk financing activities related to municipal building insurance, worker's compensation, unemployment compensation, and health insurance.

***Fiduciary Fund Financial Statements***

*Fiduciary fund* financial statements are reported using the flow of economic resources measurement focus and use the accrual basis of accounting. Fiduciary funds are used to account for assets held by the Town in a trustee capacity for others that cannot be used to support the governmental programs.

**TOWN OF BELLINGHAM, MASSACHUSETTS**  
**NOTES TO BASIC FINANCIAL STATEMENTS**  
**JUNE 30, 2020**

---

The following fiduciary fund types are reported:

- The *Private-Purpose trust fund* is used to account for trust arrangements, other than those properly reported in the permanent fund (nonmajor governmental funds), under which principal and investment income exclusively benefit individuals, private organizations, or other governments.
- The *Postemployment Benefits Trust* fund is used to account for assets held to fund future postemployment benefits of current and retired employees.
- The *Agency fund* is used to account for assets held in a purely custodial capacity.

**D. Cash and Investments**

*Government-Wide and Fund Financial Statements*

Cash and short term investments are considered to be cash on hand, demand deposits and short-term investments with original maturities of three months or less from the date of acquisition. Investments are reported at fair value.

**E. Fair Value Measurements**

The Town reports required types of financial instruments in accordance with the fair value standards. These standards require an entity to maximize the use of observable inputs (such as quoted prices in active markets) and minimize the use of unobservable inputs (such as appraisals or valuation techniques) to determine fair value. Fair value standards also require the government to classify these financial instruments into a three-level hierarchy, based on the priority of inputs to the valuation technique or in accordance with net asset value practical expedient rules, which allow for either Level 2 or Level 3 depending on lock up and notice periods associated with the underlying funds. Instruments measured and reported at fair value are classified and disclosed in one of the following categories:

Level 1 – Quoted prices are available in active markets for identical instruments as of the reporting date. Instruments, which are generally included in this category, include actively traded equity and debt securities, U.S. government obligations, and mutual funds with quoted market prices in active markets.

Level 2 – Pricing inputs are other than quoted in active markets, which are either directly or indirectly observable as of the reporting date, and fair value is determined through the use of models or other valuation methodologies. Certain fixed income securities, primarily corporate bonds, are classified as Level 2 because fair values are estimated using pricing models, matrix pricing, or discounted cash flows.



**TOWN OF BELLINGHAM, MASSACHUSETTS**  
**NOTES TO BASIC FINANCIAL STATEMENTS**  
**JUNE 30, 2020**

---

Level 3 – Pricing inputs are unobservable for the instrument and include situations where there is little, if any, market activity for the instrument. The inputs into the determination of fair value require significant management judgment or estimation. In some instances the inputs used to measure fair value may fall into different levels of the fair value hierarchy and is based on the lowest level of input that is significant to the fair value measurement. Market price is affected by a number of factors, including the type of instrument and the characteristics specific to the instrument. Instruments with readily available active quoted prices generally will have a higher degree of market price observability and a lesser degree of judgment used in measuring fair value. It is reasonably possible that change in values of these instruments will occur in the near term and that such changes could materially affect amounts reported in these financial statements. For more information on the fair value of the Town's financial instruments, see Note 3 – Fair Market Value of Investments.

**F. Accounts Receivable**

*Government-Wide and Fund Financial Statements*

The recognition of revenue related to accounts receivable reported in the government-wide financial statements and proprietary and fiduciary funds financial statements are reported under the accrual basis of accounting. The recognition of revenue related to accounts receivable reported in the governmental funds financial statements are reported under the modified accrual basis of accounting.

*Real Estate, Personal Property Taxes and Tax Liens*

Real estate and personal property taxes are based on values assessed as of each January 1 and are normally due on the subsequent August 1, November 1, February 1, and May 1. Property taxes that remain unpaid after the respective due dates are subject to penalties and interest charges. By law, all taxable property in the Commonwealth must be assessed at 100% of fair market value. Once levied which is required to be at least 30 days prior to the due date, these taxes are recorded as receivables in the fiscal year of levy. Based on the Town's experience, most property taxes are collected during the year in which they are assessed. Liening of properties on which taxes remain unpaid occurs annually. The Town ultimately has the right to foreclose on all properties where the taxes remain unpaid.

A statewide property tax limitation statute known as "Proposition 2 ½" limits the amount of increase in property tax levy in any fiscal year. Generally, Proposition 2 ½ limits the total levy to an amount not greater than 2 ½ % of the total assessed value of all taxable property within the Town. Secondly, the tax levy cannot increase by more than 2 ½ % of the prior year's levy plus the taxes on property newly added to the tax rolls. Certain provisions of Proposition 2 ½ can be overridden by a Town-wide referendum.

Real estate receivables are secured via the tax lien process and are considered 100% collectible. Accordingly, an allowance for uncollectibles is not reported.

Personal property taxes cannot be secured through the lien process. The allowance of uncollectibles is estimated based on historical trends and specific account analysis.

**TOWN OF BELLINGHAM, MASSACHUSETTS**  
**NOTES TO BASIC FINANCIAL STATEMENTS**  
**JUNE 30, 2020**

---

*Motor Vehicle Excise*

Motor vehicle excise taxes are assessed annually for each vehicle registered in the Town and are recorded as receivables in the fiscal year of the levy. The Commonwealth is responsible for reporting the number of vehicles registered and the fair values of those vehicles. The tax calculation is the fair value of the vehicle multiplied by \$25 per \$1,000 of value.

The allowance for uncollectibles is estimated based on historical trends and specific account analysis.

*Water and Sewer*

User fees are levied semi-annually based on individual meter readings and are subject to penalties and interest if they are not paid by the respective due date. Water and sewer liens are processed in December of every year and included as a lien on the property owner's tax bill. Water and sewer charges and related liens are recorded as receivables in the fiscal year of the levy.

Since the receivables are secured via the lien process, these accounts are considered 100% collectible and therefore do not report an allowance for uncollectibles.

*Departmental and Other*

Departmental and other receivables consist of stop loss receivables and are recorded as receivables in the fiscal year accrued.

*Special Assessments*

Governmental activities special assessments consist primarily of Sewer Betterments and Title V receivables which are recorded as receivables in the fiscal year accrued. Since the receivables are secured via the lien process, these assets are considered 100% collectible and therefore do not report an allowance for uncollectibles.

*Intergovernmental*

Various federal and state grants for operating and capital purposes are applied for and received annually. For non-expenditure driven grants, receivables are recognized as soon as all eligibility requirements imposed by the provider have been met. For expenditure driven grants, receivables are recognized when the qualifying expenditures are incurred and all other grant requirements are met. These receivables are considered 100% collectible and therefore do not report an allowance for uncollectibles.

**G. Inventories**

*Government-Wide and Fund Financial Statements*

Inventories of the governmental funds and the water and sanitation enterprise funds are recorded as expenditures, at the time of purchase. Such inventories are not material in total to the basic financial statements, and therefore are not reported.

**TOWN OF BELLINGHAM, MASSACHUSETTS**  
**NOTES TO BASIC FINANCIAL STATEMENTS**  
**JUNE 30, 2020**

---

## **H. Capital Assets**

### *Government-Wide and Proprietary Fund Financial Statements*

Capital assets, which include land, buildings, improvements (other than buildings), machinery and equipment, vehicles, software, furniture and fixtures, other, infrastructure (e.g., water mains, roadways, and similar items), and construction in progress are reported in the applicable governmental or business-type activities column of the government-wide financial statements, and the proprietary fund financial statements. Capital assets are recorded at historical cost, or at estimated historical cost, if actual historical cost is not available. Donated capital assets are recorded at the estimated fair market value at the date of donation. Except for the capital assets of the governmental activities column in the government-wide financial statements, construction period interest is capitalized on constructed capital assets if material.

All purchases and construction costs in excess of \$15,000 are capitalized at the date of acquisition or construction, respectively, with expected useful lives of five years or greater.

Capital assets (excluding land and construction in progress) are depreciated on a straight-line basis. The estimated useful lives of capital assets are as follows:

<u>Asset Class</u>	<u>Estimated Useful Life (in years)</u>
Buildings	40
Improvements (other than buildings)	5-30
Machinery and equipment	5-10
Vehicles	5-15
Furniture & Fixture	10
Infrastructure	50
Software	5-10
Other	5-10

The cost of normal maintenance and repairs that do not add to the value of the assets or materially extend asset lives are not capitalized and are treated as expenses when incurred.

### *Governmental Fund Financial Statements*

Capital asset costs are recorded as expenditures in the fiscal year of purchase for the various funds.

## **I. Interfund Receivables and Payables**

During the course of its operations, transactions occur between and within individual funds that may result in amounts owed between funds.

**TOWN OF BELLINGHAM, MASSACHUSETTS**  
**NOTES TO BASIC FINANCIAL STATEMENTS**  
**JUNE 30, 2020**

---

*Government-Wide Financial Statements*

Transactions of a buyer/seller nature between and within governmental funds and internal service funds are eliminated from the governmental activities in the statement of net position. Any residual balances outstanding between the governmental activities and business-type activities are reported in the statement of net position as "internal balances".

*Fund Financial Statements*

Transactions of a buyer/seller nature between and within funds are *not* eliminated from the individual fund statements. Receivables and payables resulting from these transactions are classified as "Due from other funds" or "Due to other funds" on the balance sheet.

**J. Interfund Transfers**

During the course of its operations, resources are permanently reallocated between and within funds. These transactions are reported as operating transfers in and operating transfers out.

*Government-Wide Financial Statements*

Operating transfers between and within governmental funds and internal service funds are eliminated from the governmental activities in the statement of net position. Any residual balances outstanding between the governmental activities and business-type activities are reported in the statement of activities as "Transfers, net".

*Fund Financial Statements*

Operating transfers between and within funds are *not* eliminated from the individual fund statements and are reported as operating transfers in and operating transfers out.

**K. Deferred Outflows/Inflows of Resources**

*Government-Wide Financial Statements (Net Position)*

In addition to assets, the statement of financial position will sometimes report a separate section for deferred outflows of resources. This separate financial statement element, *deferred outflows of resources*, represents a consumption of net position that applies to a future period(s) and so will *not* be recognized as an outflow of resources (expense/ expenditure) until then. The Town reported deferred outflows of resources related to postemployment benefits and pensions in this category.

In addition to liabilities, the statement of financial position will sometimes report a separate section for deferred inflows of resources. This separate financial statement element, *deferred inflows of resources*, represents an acquisition of net position that applies to a future period(s) and so will *not* be recognized as an inflow of resources (revenue) until that time. The Town reported deferred inflows of resources related to postemployment benefits and pensions in this category.

**TOWN OF BELLINGHAM, MASSACHUSETTS**  
**NOTES TO BASIC FINANCIAL STATEMENTS**  
**JUNE 30, 2020**

---

*Governmental Funds Financial Statements*

In addition to liabilities, the governmental funds balance sheet will sometimes report a separate section for deferred inflows of resources. This separate financial statement element, deferred inflows of resources, represents assets that have been recorded in the governmental fund financial statements but the revenue is not available and so will not be recognized as an inflow of resources (revenue) until it becomes available. The Town has recorded unavailable revenue as deferred inflows of resources in the governmental funds balance sheet. Unavailable revenue is recognized as revenue in the conversion to the government-wide (full accrual) financial statements.

**L. Net Position and Fund Equity**

*Government-Wide Financial Statements (Net Position)*

Net position are classified into three components:

- a. *Net investment in capital assets* – consists of capital assets including restricted capital assets, net of accumulated depreciation and reduced by the outstanding balances of any bonds, mortgages, notes, or other borrowings that are attributable to the acquisition, construction, or improvement of those assets.
- b. *Restricted net position* – Consists of net position with constraints placed on the use either by (1) external groups such as creditors, grantors, contributors, or laws or regulations of other governments; or (2) law through constitutional provisions or enabling legislation.

Net position have been “restricted” for the following:

- *Permanent funds - expendable* represents amounts held in trust for which the expenditures are restricted by various trust agreements.
  - *Other specific purposes* represent restrictions placed on assets from outside parties.
- c. *Unrestricted net position* – All other net position that do not meet the definition of “restricted” or “net investment in capital assets”

*Fund Financial Statements (Fund Balances)*

The Town uses the following criteria for fund balance classification:

- For *restricted* fund balance: when constraints placed on the use of the resources are either (1) externally imposed by creditors, grantors, contributors, or laws or regulations of other governments; or (2) imposed by law through constitutional provisions or enabling legislation.
- For *committed* fund balance: (1) the government’s highest level of decision-making authority and (2) the formal action that is required to be taken to establish (and modify or rescind) a fund balance commitment.
- For *assigned* fund balance: (1) the body or official authorized to assign amounts to a specific purpose and (2) the policy established by the governing body pursuant to which the authorization is given.

**TOWN OF BELLINGHAM, MASSACHUSETTS**  
**NOTES TO BASIC FINANCIAL STATEMENTS**  
**JUNE 30, 2020**

---

- For *unassigned* fund balance: is the residual classification for the general fund. In other governmental funds, if expenditures incurred for specific purposes exceeded the amounts restricted, committed, or assigned to those purposes; it may be necessary to report a negative unassigned fund balance.

The Town uses the following criteria for fund balance policies and procedures:

- When an expenditure is incurred for purposes for which both restricted and unrestricted fund balance is available, the unrestricted amount will be considered to have been spent.
- When an expenditure is incurred for purposes for which committed, assigned, or unassigned fund balance is available, the least restricted amount will be considered to have been spent.

#### **M. Long-term debt**

##### *Government-Wide and Proprietary Fund Financial Statements*

Long-term debt is reported as liabilities in the government-wide and proprietary fund statement of net position. Material bond premiums and discounts are deferred and amortized over the life of the bonds using the effective interest method. Bonds payable are reported net of the applicable bond premium or discount.

##### *Governmental Fund Financial Statements*

The face amount of governmental funds long-term debt is reported as other financing sources. Bond premiums and discounts, as well as issuance costs, are recognized in the current period. Bond premiums are reported as other financing sources and bond discounts are reported as other financing uses. Issuance costs, whether or not withheld from the actual bond proceeds received, are reported as general government expenditures.

#### **N. Investment Income**

Excluding the permanent funds, investment income derived from major and nonmajor governmental funds is legally assigned to the general fund unless otherwise directed by Massachusetts General Laws (MGL).

#### **O. Compensated Absences**

Employees are granted sick and vacation leave in varying amounts. Upon retirement, termination or death, certain employees are compensated for unused sick and vacation leave (subject to certain limitations) at their then current rates of pay.

**TOWN OF BELLINGHAM, MASSACHUSETTS**  
**NOTES TO BASIC FINANCIAL STATEMENTS**  
**JUNE 30, 2020**

---

*Government-Wide Financial Statements*

The total amount to be paid in future years is presented in the governmental activities column of the government wide statement of net position. The liability for vacation leave is based on the amount earned but not used; for sick leave, it is based on the amount accumulated at the balance sheet date (vesting method).

*Governmental Fund Financial Statements*

The portion of the liability related to unused sick and vacation time that has matured or is due as of June 30, 2020 is recorded in the governmental fund financial statement.

**P. Pensions**

For purposes of measuring the net pension liability, deferred outflows of resources and deferred inflows of resources related to pensions, and pension expense, information about the fiduciary net position of the Norfolk County Contributory Retirement System (NCCRS) and the Massachusetts Teachers Retirement System (MTRS), additions to/deductions from the System's fiduciary net position have been determined on the same basis as they are reported by the Systems. For this purpose, benefit payments (including refunds of employee contributions) are recognized when due and payable in accordance with the benefit terms. Investments are reported at fair value.

**Q. Post Retirement Benefits**

*Government-Wide and Fund Financial Statements*

In addition to providing pension benefits, health and life insurance coverage is provided for retired employees and their survivors in accordance with Chapter 32B, of Massachusetts General Laws, under various contributory plans. The cost of providing health and life insurance is recognized by recording the employer's 50% share of insurance premiums in the general fund in the fiscal year paid. All benefits are provided through third-party insurance carriers and health maintenance organizations that administer, assume, and pay all claims.

**R. Use of Estimates**

*Government-Wide and Fund Financial Statements*

The preparation of the accompanying financial statements in conformity with accounting principles generally accepted in the United States of America, requires management to make estimates and assumptions that affect the reported amounts of assets and liabilities and disclosure of contingent assets and liabilities at the date of the financial statements and the reported amounts of revenues and expenditures/expenses during the reporting period. Actual results could vary from estimates that were used.

**TOWN OF BELLINGHAM, MASSACHUSETTS  
NOTES TO BASIC FINANCIAL STATEMENTS  
JUNE 30, 2020**

---

**S. Total Column**

*Government-Wide Financial Statements*

The total column presented on the government-wide financial statements represents consolidated financial information.

*Fund Financial Statements*

The total column on the fund financial statements is presented only to facilitate financial analysis. Data in this column is not comparable to the consolidated financial information.

**NOTE 2 – STEWARDSHIP, COMPLIANCE AND ACCOUNTABILITY**

*A. Budgetary Basis of Accounting*

Pursuant to Chapter 44, Section 32 of the Massachusetts General Laws, the Town adopts an annual budget for the general fund. The budgets for all departments and operations of the Town, except that of the public schools, are prepared under the direction of the Town Administrator. The School Department budget is prepared under the direction of the School Committee. The level of expenditures may not legally exceed appropriations for each department or undertaking in the following categories: (1) salaries and wages; (2) ordinary maintenance; and (3) capital outlays.

The majority of appropriations are non-continuing which lapse at the end of each fiscal year. Others are continuing appropriations for which the governing body has authorized that an unspent balance from a prior fiscal year be carried forward and made available for spending in the current fiscal year. These carry forwards are included as part of the subsequent fiscal year's original budget.

Original and supplemental appropriations are enacted upon by a Town Meeting vote. Management may not amend the budget without seeking the approval of the governing body. The Town's Finance Committee can legally transfer funds from its reserve fund to other appropriations within the budget without seeking Town Meeting approvals. The original fiscal year 2020 approved budget authorized \$62,910,417 in current year appropriations and other amounts to be raised and \$630,922 in encumbrances and appropriations carried over from previous fiscal years. Supplemental appropriations of \$616,051 were approved at one Town Meeting during fiscal year 2020.

The Chief Financial Officer has the responsibility to ensure that budgetary controls are maintained and monitored through the accounting system.



**TOWN OF BELLINGHAM, MASSACHUSETTS**  
**NOTES TO BASIC FINANCIAL STATEMENTS**  
**JUNE 30, 2020**

---

*B. Budgetary -GAAP Reconciliation*

For budgetary financial reporting purposes, the Uniform Municipal Accounting System basis of accounting (established by the Commonwealth) is followed, which differs from the GAAP basis of accounting. A reconciliation of budgetary-basis to GAAP-basis results for the general fund for the fiscal year ended June 30, 2020, is presented below:

Net change in fund balance - budgetary basis	\$ 1,242,655
Basis of accounting differences:	
Net stabilization fund activity	115,315
Increase in revenue for on-behalf payments - MTRS	7,207,945
Increase in expenditures for on-behalf payments - MTRS	(7,207,945)
Increase in revenue for the MWPAT subsidy	2,056
Increase in expenditures for the MWPAT subsidy	<u>(2,056)</u>
Net change in fund balance - GAAP basis	<u>\$ 1,357,970</u>

*C. Deficit Fund Balances*

Several individual fund deficits exist within the special revenue and governmental capital projects funds. These individual deficits will be eliminated through subsequent fiscal year budget transfers, grants, and/or proceeds from long-term debt during fiscal year 2021.

**NOTE 3 – DEPOSITS AND INVESTMENTS**

State and local statutes place certain limitations on the nature of deposits and investments available to the Town. Deposits (including demand deposits, term deposits and certificates of deposit) in any one financial institution may not exceed certain levels unless collateralized by the financial institutions involved.

*Deposits*

▪ *Custodial Credit Risk - Deposits*

Custodial credit risk is the risk that in the event of bank failure, the Town's deposits may not be returned. Massachusetts General Law Chapter 44, Section 55, limits the deposits "in a bank or trust company, or banking company to an amount not exceeding sixty percent (60%) of the capital and surplus of such bank or trust company or banking company, unless satisfactory security is given to it by such bank or trust company or banking company for such excess."

The Town does have a formal deposit policy for custodial credit risk.

The Town carries deposits that are fully insured by FDIC insurance and DIF insurance. The Town also carries deposits that are not collateralized and are uninsured, or collateralized with securities held by the pledging bank's trust department not in the Town's name.

**TOWN OF BELLINGHAM, MASSACHUSETTS**  
**NOTES TO BASIC FINANCIAL STATEMENTS**  
**JUNE 30, 2020**

The following table illustrates how much of the Town's bank deposits are insured, and how much of the Town's bank deposits are uninsured, uncollateralized, or collateral held by the pledging bank's trust department not in the Town's name as of June 30, 2020:

TOTAL BANK BALANCES	<u>\$ 23,426,523</u>
BANK BALANCES COVERED BY DEPOSIT INSURANCE	
FDIC	2,787,574
DIF	<u>14,562,542</u>
TOTAL INSURED BANK BALANCES	17,350,116
BANK BALANCES SUBJECT TO CUSTODIAL CREDIT RISK	
BANK BALANCES COLLATERALIZED WITH SECURITIES HELD BY THE PLEDGING FINANCIAL INSTITUTION'S TRUST DEPARTMENT OR AGENT BUT NOT IN THE TOWN'S NAME	2,389,423
BANK BALANCES UNINSURED & UNCOLLATERALIZED	<u>3,686,984</u>
TOTAL BANK BALANCES SUBJECT TO CUSTODIAL CREDIT RISK	<u>6,076,407</u>
TOTAL BANK BALANCES	<u>\$ 23,426,523</u>

*Investments*

Investments can also be made in securities issued by or unconditionally guaranteed by the U.S. government or agencies that have a maturity of less than one year from the date of purchase, repurchase agreement guaranteed by the U.S. government or agencies that have a maturity of less than one year from the date of purchase, repurchase agreements guaranteed by such securities with maturity dates of no more than 90 days from the date of purchase, and units in the Massachusetts Municipal Depository Trust (MMDT). The Treasurer of the Commonwealth of Massachusetts oversees the financial management of the MMDT, a local investment pool for cities, towns, and other state and local agencies within the Commonwealth. The Town's fair value of its investment in MMDT represents their value of the pool's shares. The Town's Trust Funds have expanded investment powers including the ability to invest in equity securities, corporate bonds, annuities and other specified investments.

The composition of the Town's bank recorded deposits and investments fluctuates depending primarily on the timing of property tax receipts, proceeds from borrowings, collections of state and federal aid, and capital outlays throughout the year.

• Credit Risk

Generally, credit risk is the risk that an issuer of an investment will not fulfill its obligation to the holder of the investment. For short-term investments that were purchased using surplus revenues, Massachusetts General Law Chapter 44, Section 55, limits the Town's investments to the top rating issued by at least one nationally recognized statistical rating organization (NRSROs).

**TOWN OF BELLINGHAM, MASSACHUSETTS**  
**NOTES TO BASIC FINANCIAL STATEMENTS**  
**JUNE 30, 2020**

Presented below is the actual rating as of year-end for each investment type of the Town:

Investment type	Fair value	Minimum Legal Rating	Rating as of Year End						Unrated
			Aaa	A1	A2	A3	Baa1	Baa2	
Corporate Bonds	\$ 1,921,086	N/A	\$ -	\$ 184,280	\$ 374,833	\$ 416,170	\$ 584,295	\$ 361,508	\$ -
Equity mutual funds	217,829	N/A	-	-	-	-	-	-	217,829
Money market mutual funds	37,917	N/A	-	-	-	-	-	-	37,917
U.S. Government Agencies & Securities	966,970	N/A	966,970	-	-	-	-	-	-
Certificates of Deposit	1,196,174	N/A	-	-	-	-	-	-	1,196,174
<b>Total Investments</b>	<b>\$ 4,339,976</b>		<b>\$ 966,970</b>	<b>\$ 184,280</b>	<b>\$ 374,833</b>	<b>\$ 416,170</b>	<b>\$ 584,295</b>	<b>\$ 361,508</b>	<b>\$ 1,451,920</b>

*a) Custodial Credit Risk*

For an investment, this is the risk that, in the event of a failure by the counterparty, the Town will not be able to recover the value of its investments or collateral security that are in possession of an outside party. The Town has no custodial credit risk exposure related to the corporate bonds, U.S. Government agencies and securities, and certificates of deposit because the related securities are registered in the name of the Town. The mutual fund investments are not exposed to custodial credit risk because their existence is not evidenced by securities that exist in physical or book entry form. The Town will minimize Custodial Credit Risk (loss due to the failure of the security issuer) by limiting investments to those approved by the Commonwealth of Massachusetts Commissioners of Banks known as the "legal" list.

*b) Interest Rate Risk*

Interest rate risk is the risk of changes in market interest rates which will adversely affect the fair value of an investment. Generally, the longer the maturity of an investment, the greater the risk of its fair value to change with the market interest rates. The Town does not have a formal investment policy that limits investment maturities as a means of managing its exposure to fair value losses arising from increasing interest rates.

**TOWN OF BELLINGHAM, MASSACHUSETTS**  
**NOTES TO BASIC FINANCIAL STATEMENTS**  
**JUNE 30, 2020**

Information about the sensitivity of the fair values of the Town's investments to market interest rate fluctuations is as follows:

Investment type	Fair value	Investment maturities (in years)	
		Less than 1	1-5
<b>Debt Related Securities:</b>			
Corporate bonds	\$ 1,921,086	\$ 921,203	\$ 999,883
U.S. Government & Agency	966,970	350,424	616,546
Certificates of deposit	1,196,174	188,701	1,007,473
Total - Debt related securities	4,084,230	1,460,328	2,623,902
<b>Other Investments:</b>			
Equity mutual funds	217,829	217,829	-
Money market mutual funds	37,917	37,917	-
Total Other Investments	255,746	255,746	-
Total Investments	\$ 4,339,976	\$ 1,716,074	\$ 2,623,902

*c) Concentration of Credit Risk*

The Town will minimize concentration of credit risk by diversifying the investment portfolio so that the impact of potential losses from any one type of security or issuer will be minimized. Investments in foreign currency are not permitted.

Investments in bonds shall adhere to the legal list and not exceed 20% of the total portfolio nor an amount greater than the non-expendable trusts. These investments are long term and care should be taken to preserve principal value.

*Fair Market Value of Investments*

The Town holds investments that are measured at fair value on a recurring basis. Because investing is not a core part of the Town's mission, the Town determines that the disclosures related to these investments only need to be disaggregated by the major type. The Town chooses a tabular format for disclosing the levels within the fair value hierarchy.

The Town categorizes its fair value measurement within the fair value hierarchy established by generally accepted accounting principles. The hierarchy is based on the valuation inputs used to measure the fair value of the assets. Level 1 inputs are quoted prices in active markets for identical assets; Level 2 inputs are significant other observable inputs; Level 3 inputs are significant unobservable inputs.

**TOWN OF BELLINGHAM, MASSACHUSETTS**  
**NOTES TO BASIC FINANCIAL STATEMENTS**  
**JUNE 30, 2020**

The Town has the following recurring fair value measurement as of June 30, 2020.

Investment Type	June 30, 2020	Fair Value Measurements Using		
		Quoted Price In Active Markets for Identical Assets (Level 1)	Significant Other Observable Inputs (Level 2)	Significant Unobservable Inputs (Level 3)
<b>Debt securities</b>				
Certificates of Deposit	\$ 1,196,174	\$ 1,196,174	\$ -	\$ -
U.S. Government Agencies	966,970	966,970	-	-
Corporate Bonds	1,921,086	-	1,921,086	-
Total debt securities	4,084,230	2,163,144	1,921,086	-
<b>Other Investments</b>				
Mutual Funds	37,917	37,917	-	-
Equity Mutual Funds	217,829	217,829	-	-
Total other investments	255,746	255,746	-	-
Total investments measured at fair value	4,339,976	\$ 2,418,890	\$ 1,921,086	\$ -
<b>Investments measured at amortized cost</b>				
Massachusetts Municipal Depository Trust - (MMDT)	539,576			
Total Investments	\$ 4,879,552			

Certificates of Deposit, U.S. Government Agencies, Mutual Funds, and Equity Mutual Funds classified in Level 1 of the fair value hierarchy are valued using prices quoted in active markets for those securities. Corporate bonds are classified in Level 2 of the fair value hierarchy are valued using a matrix pricing technique. Matrix pricing is used to value securities based on the securities relationship to benchmark quoted prices.

Massachusetts Municipal Depository Trust (MMDT) investments are valued at amortized cost. Under the amortized cost method an investment is valued initially at its cost and adjusted for the amount of interest income accrued each day over the term of the investment to account for any difference between the initial cost and the amount payable at its maturity. If amortized cost is determined not to approximate fair value, the value of the portfolio securities will be determined under procedures established by the Advisor.

**TOWN OF BELLINGHAM, MASSACHUSETTS**  
**NOTES TO BASIC FINANCIAL STATEMENTS**  
**JUNE 30, 2020**

**NOTE 4 – RECEIVABLES**

The receivables at June 30, 2020 for the Town's individual major and nonmajor governmental funds in the aggregate, including the applicable allowances for uncollectible accounts, are as follows:

Receivables:	Gross Amount	Allowance for Uncollectibles	Net Amount
Real estate and personal property taxes	\$ 1,248,008	\$ (72,500)	\$ 1,175,508
Tax liens	990,039	-	990,039
Motor vehicles excise taxes	526,318	(171,600)	354,718
User fees	1,987,153	(907,846)	1,079,307
Departmental and other	263,150	-	263,150
Intergovernmental	2,957,310	-	2,957,310
Special assessments	823,723	-	823,723
Total	<u>\$ 8,795,701</u>	<u>\$ (1,151,946)</u>	<u>\$ 7,643,755</u>

The receivables at June 30, 2020 for the enterprise funds consist of the following:

Receivables:	Gross Amount	Allowance for Uncollectibles	Net Amount
<i>Water</i>			
User fees	\$ 899,726	\$ -	\$ 899,726
<i>Sanitation</i>			
User fees	134,337	-	134,337
Total	<u>\$ 1,034,063</u>	<u>\$ -</u>	<u>\$ 1,034,063</u>

**TOWN OF BELLINGHAM, MASSACHUSETTS**  
**NOTES TO BASIC FINANCIAL STATEMENTS**  
**JUNE 30, 2020**

Governmental funds report deferred inflows of resources in connection with receivables for revenues that are not considered to be available to liquidate liabilities of the current period. Governmental funds also defer revenue recognition in connection with revenues that have been received, but not yet earned. At the end of the current fiscal year, the various components of deferred inflows of resources reported in the governmental funds were as follows:

Deferred Inflows of Resources Analysis

<u>Deferred Inflows:</u>	<u>General Fund</u>	<u>Nonmajor Governmental Funds</u>	<u>Total</u>
Deferred Property Taxes	\$ 861,346	\$ -	\$ 861,346
Deferred Other Revenue	2,044,885	1,202,902	3,247,787
Deferred Intergovernmental Revenues	2,953,827	-	2,953,827
Total	<u>\$ 5,860,058</u>	<u>\$ 1,202,902</u>	<u>\$ 7,062,960</u>

**TOWN OF BELLINGHAM, MASSACHUSETTS**  
**NOTES TO BASIC FINANCIAL STATEMENTS**  
**JUNE 30, 2020**

**NOTE 5 – CAPITAL ASSETS**

Capital asset activity for the fiscal year ended June 30, 2020 was as follows:

Governmental Activities:	Beginning Balance	Increases	Decreases/ Adjustments	Ending Balance
<i>Capital assets not being depreciated:</i>				
Land	\$ 12,307,759	\$ 480,000	\$ -	\$ 12,787,759
Construction in progress	791,970	75,379	-	867,349
Total capital assets not being depreciated	13,099,729	555,379	-	13,655,108
<i>Capital assets being depreciated:</i>				
Buildings	72,362,362	53,214	-	72,415,576
Improvements (other than buildings)	1,485,306	-	-	1,485,306
Machinery and equipment	11,048,073	123,880	-	11,171,953
Vehicles	7,226,885	1,115,294	-	8,342,179
Software	751,651	-	-	751,651
Furniture & fixtures	37,496	-	-	37,496
Other	1,009,076	-	-	1,009,076
Infrastructure	34,734,708	2,977,321	-	37,712,029
Total capital assets being depreciated	128,655,557	4,269,709	-	132,925,266
<i>Less accumulated depreciation for:</i>				
Buildings	(33,455,294)	(1,558,492)	-	(35,013,786)
Improvements (other than buildings)	(403,314)	(73,488)	-	(476,802)
Machinery and equipment	(9,422,344)	(331,814)	-	(9,754,158)
Vehicles	(5,054,030)	(441,579)	-	(5,495,609)
Software	(630,455)	(45,155)	-	(675,610)
Furniture & fixtures	(37,496)	-	-	(37,496)
Other	(996,576)	(2,500)	-	(999,076)
Infrastructure	(12,245,470)	(707,448)	-	(12,952,918)
Total accumulated depreciation	(62,244,979)	(3,160,476)	-	(65,405,455)
Total capital assets being depreciated, net	66,410,578	1,109,233	-	67,519,811
Total governmental activities capital assets, net	\$ 79,510,307	\$ 1,664,612	\$ -	\$ 81,174,919



**TOWN OF BELLINGHAM, MASSACHUSETTS**  
**NOTES TO BASIC FINANCIAL STATEMENTS**  
**JUNE 30, 2020**

<b>Business-Type Activities:</b>	<b>Beginning Balance</b>	<b>Increases</b>	<b>Decreases/ Adjustments</b>	<b>Ending Balance</b>
<i>Capital assets not being depreciated:</i>				
Land	\$ 3,573,100	\$ -	\$ -	\$ 3,573,100
Construction in progress	16,727,064	472,016	(16,161,545)	1,037,535
Total capital assets not being depreciated	20,300,164	472,016	(16,161,545)	4,610,635
<i>Capital assets being depreciated:</i>				
Machinery and equipment	1,425,646	21,092	-	1,446,738
Vehicles	1,213,631	32,000	-	1,245,631
Software	341,100	-	-	341,100
Infrastructure	15,620,068	649,779	16,161,545	32,431,392
Total capital assets being depreciated	18,600,445	702,871	16,161,545	35,464,861
<i>Less accumulated depreciation for:</i>				
Machinery and equipment	(1,197,081)	(71,150)	-	(1,268,231)
Vehicles	(805,917)	(84,122)	-	(890,039)
Software	(330,825)	(5,710)	-	(336,535)
Infrastructure	(5,838,054)	(492,285)	-	(6,330,339)
Total accumulated depreciation	(8,171,877)	(653,267)	-	(8,825,144)
Total capital assets being depreciated, net	10,428,568	49,604	16,161,545	26,639,717
Total business-type activities capital assets, net	\$ 30,728,732	\$ 521,620	\$ -	\$ 31,250,352

**TOWN OF BELLINGHAM, MASSACHUSETTS**  
**NOTES TO BASIC FINANCIAL STATEMENTS**  
**JUNE 30, 2020**

Depreciation expense was charged to functions/programs of the primary government as follows:

<u>Governmental Activities:</u>	
General government	\$ 191,010
Public safety	637,929
Education	1,311,521
Public works	852,855
Sewer	41,780
Human services	45,708
Culture and recreation	<u>79,673</u>
Total depreciation expense - governmental activities	<u>\$ 3,160,476</u>
<u>Business-Type Activities:</u>	
Water	<u>\$ 653,267</u>

**NOTE 6 – CAPITAL LEASES**

The Town has entered into lease agreements as lessee for financing the acquisition of the Elgin Pelican street sweeper, and 800 Chrome books. These lease agreements qualify as capital leases for accounting purposes and, therefore, have been recorded at the present value of the future minimum lease payments as of the inception date.

The assets acquired through the capital leases are as follows:

	<u>Primary Government</u>
Assets:	
Vehicle	\$ 226,455
Machinery & Equipment	204,237
Less: Accumulated depreciation	<u>(144,526)</u>
	<u>\$ 286,166</u>

**TOWN OF BELLINGHAM, MASSACHUSETTS**  
**NOTES TO BASIC FINANCIAL STATEMENTS**  
**JUNE 30, 2020**

The future minimum lease obligations and the net present value of the minimum lease payments as of June 30, 2020, are as follows:

Year Ending June 30	Governmental Activities
2021	\$ 99,546
2022	99,545
2023	<u>49,173</u>
Total minimum lease payments	248,264
Less: amounts representing interest	<u>(11,806)</u>
Present value of minimum lease payments	<u>\$ 236,458</u>

**NOTE 7 – INTERFUND TRANSFERS**

Interfund transfers for the fiscal year ended June 30, 2020, are summarized as follows:

	Operating Transfers In:		
Operating Transfers Out:	General Fund	Water Enterprise Fund	Total
General Fund	\$ -	\$ 697,307	\$ 697,307 (1)
Nonmajor Governmental Funds	91,983	-	91,983 (2)
Nonmajor Governmental Funds	<u>18</u>	<u>135,041</u>	<u>135,059 (3)</u>
Total	<u>\$ 92,001</u>	<u>\$ 832,348</u>	<u>\$ 924,349</u>

- (1) Represents budgeted transfers to various funds.
- (2) Represents various budgeted transfers to supplement the operating budget.
- (3) Represents other transfers.

**TOWN OF BELLINGHAM, MASSACHUSETTS**  
**NOTES TO BASIC FINANCIAL STATEMENTS**  
**JUNE 30, 2020**

**NOTE 8 – SHORT-TERM FINANCING**

Under state law, and with the appropriate authorization, the Town is authorized to borrow funds on a temporary basis as follows:

- To fund current operations prior to the collection of revenues by issuing revenue anticipation notes (RANS).
- To fund grants prior to reimbursement by issuing grant anticipation notes (GANS).
- To fund Capital project costs incurred prior to selling permanent debt by issuing bond anticipation notes (BANS).
- To fund current project costs and other approved expenditures incurred, that are approved to be reimbursed by the Commonwealth, through the issuance of State Aid anticipated notes (SAANS).

Short-term loans are general obligations of the Town and maturity dates are governed by statute. Interest expenditures for short-term borrowings are accounted for in the general fund.

The following is a summary of changes in short-term debt for the year ended June 30, 2020:

Purpose	Rate (%)	Due Date	Balance at June 30, 2019	Renewed/ Issued	Retired/ Redeemed	Balance at June 30, 2020
<u>Governmental Funds</u>						
MWPAT Intern Loan Note	0.00%		\$ 300,000	\$ -	\$ (300,000)	\$ -
Multi-purpose	2.25%	6/19/2020	5,000,000	-	(5,000,000)	-
Roadway Improvements	2.25%	6/19/2020	655,000	-	(655,000)	-
Roadway Improvements	2.00%	5/19/2021	-	5,000,000	-	5,000,000
Fire Pumper	2.00%	5/19/2021	-	655,000	-	655,000
Title V Interim Loan	0.00%		-	228,768	-	228,768
Total Governmental Funds			<u>\$ 5,955,000</u>	<u>\$ 5,883,768</u>	<u>\$ (5,955,000)</u>	<u>\$ 5,883,768</u>

**NOTE 9 – LONG-TERM DEBT**

The Town is subject to a dual-level, general debt limit: the normal debt limit and the double debt limit. Such limits are equal to 5% and 10%, respectively, of the valuation of taxable property in the Town as last equalized by the Commonwealth's Department of Revenue. Debt may be authorized up to the normal debt limit without state approval. Authorizations under the double debt limit however, require the approval of the Commonwealth's Emergency Finance Board. Additionally, there are many categories of general long-term debt which are exempt from the debt limit but are subject to other limitations.

**TOWN OF BELLINGHAM, MASSACHUSETTS**  
**NOTES TO BASIC FINANCIAL STATEMENTS**  
**JUNE 30, 2020**

The following is a summary of the changes in long-term debt for the year ended June 30, 2020:

**Bonds and Notes Payable Schedule-- Governmental Funds**

Project	Interest Rate (%)	Outstanding at June 30, 2019	Issued	Redeemed	Outstanding - at June 30, 2020
Tile V Septic	Var.%	\$ 10,421	\$ -	\$ 10,421	\$ -
School - Refunding	2.57%	4,250,000	-	2,085,000	2,165,000
Senior Center - Refunding	2.48%	80,000	-	40,000	40,000
Title V Septic	Var.%	40,352	-	9,972	30,380
Land Acquisition	3.96%	330,000	-	55,000	275,000
Town Hall Construction	3.96%	360,000	-	60,000	300,000
Title V Septic	Var.%	105,000	-	15,000	90,000
Multiple Purposes	3.74%	365,000	-	45,000	320,000
Title V Septic	0.00%	140,628	-	9,947	130,681
School Construction - Refunding	1.87%	2,325,000	-	745,000	1,580,000
Multiple Purposes	1.47%	2,960,000	-	370,000	2,590,000
Title V Septic	0.00%	210,000	-	15,000	195,000
Police Station	2.94%	5,820,000	-	265,000	5,555,000
Multiple Purposes	Var.%	1,805,000	-	160,000	1,645,000
Old Mill Pond Demo	0.00%	543,404	-	30,432	512,972
MWCT CWT 16-02	2.00%	300,000	-	12,135	287,865
Multiple Purposes	Var.%	4,380,000	-	280,000	4,100,000
Land Purchase (Note)	N/A	-	480,000	96,000	384,000
MWCT CWT 17-05	Var.%	-	300,000	-	300,000
Total Bonds and Notes Payable		24,024,805	780,000	4,303,907	20,500,898
Add: Unamortized Premium		595,486	-	70,961	524,525
Total		<u>\$ 24,620,291</u>	<u>\$ 780,000</u>	<u>\$ 4,374,868</u>	<u>\$ 21,025,423</u>

**TOWN OF BELLINGHAM, MASSACHUSETTS**  
**NOTES TO BASIC FINANCIAL STATEMENTS**  
**JUNE 30, 2020**

The annual debt service requirements for principal and interest for Governmental bonds and notes outstanding at June 30, 2020 are as follows:

<u>Fiscal Year</u>	<u>Principal</u>	<u>Interest</u>	<u>Total</u>
2021	\$ 4,420,922	\$ 661,088	\$ 5,082,010
2022	2,266,725	517,407	2,784,132
2023	1,477,308	435,278	1,912,586
2024	1,487,697	382,610	1,870,307
2025	1,412,303	328,879	1,741,182
2026-2030	5,106,052	1,031,645	6,137,697
2031-2035	3,587,856	379,243	3,967,099
2036-2040	742,035	44,516	786,551
	<u>\$ 20,500,898</u>	<u>\$ 3,780,666</u>	<u>\$ 24,281,564</u>

**Massachusetts School Building Authority Reimbursements**

Chapter 645 of the Act of 1948 as amended ("Chapter 645") created a statewide school building assistance program. Pursuant to this program, cities and towns issued bonds for eligible school building projects and were reimbursed over a period of years by the Commonwealth according to a statutory percentage for such city or town.

Legislation enacted as part of the Commonwealth's Fiscal 2001 budget repealed 645 and created a new school building assistance program codified as Chapter 70B of the Massachusetts General Laws. Among other changes, the new program includes grants for alternatives to construction and calculates grants for each project based on a number of factors. The new legislation does not affect the reimbursement percentages for bonds previously issued under Chapter 645, and the grants for certain "grandfathered" projects will be based on the statutory percentages provided for in Chapter 645.

The Town has been approved for a 76% percent state school construction grant through the Massachusetts School Building Authority (MSBA) to cover eligible project costs, including debt service associated with the financing of these projects, subject to annual appropriation by the state legislature. The Town received \$2,262,880 from scheduled annual payments in FY 2020 from the MSBA for completed school construction projects.

**TOWN OF BELLINGHAM, MASSACHUSETTS**  
**NOTES TO BASIC FINANCIAL STATEMENTS**  
**JUNE 30, 2020**

**Bonds and Notes Payable Schedule – Water Enterprise Fund**

Project	Interest Rate (%)	Outstanding at June 30, 2019	Issued	Redeemed	Outstanding at June 30, 2020
Water	3.78%	\$ 350,000	\$ -	\$ 50,000	\$ 300,000
Water - 2005	3.96%	150,000	-	25,000	125,000
Water - 2008	3.86%	370,000	-	35,000	335,000
Water - 2008	3.82%	235,000	-	30,000	205,000
Water - 2014	Var %	1,845,000	-	85,000	1,760,000
MWPAT Water Treatment Plant	2.00%	11,650,674	-	573,844	11,076,830
Total		<u>\$ 14,600,674</u>	<u>\$ -</u>	<u>\$ 798,844</u>	<u>\$ 13,801,830</u>

The annual debt service requirements for principal and interest for water enterprise fund bonds and notes outstanding at June 30, 2020 are as follows:

Fiscal Year	Principal	Interest	Total
2021	\$ 821,316	\$ 322,037	\$ 1,143,353
2022	834,059	300,860	1,134,919
2023	852,079	278,817	1,130,896
2024	870,381	255,775	1,126,156
2025	883,973	232,330	1,116,303
2026-2030	4,269,309	841,386	5,110,695
2031-2035	4,461,250	368,067	4,829,317
2036	809,463	16,189	825,652
Total	<u>\$ 13,801,830</u>	<u>\$ 2,615,461</u>	<u>\$ 16,417,291</u>

**TOWN OF BELLINGHAM, MASSACHUSETTS**  
**NOTES TO BASIC FINANCIAL STATEMENTS**  
**JUNE 30, 2020**

**Loans Authorized and Unissued**

As of June 30, 2020, the Town has loans authorized and unissued as follows:

Description	Date Authorized	Amount
Remediated Sewer	5/22/2013	\$ 300,000
South Elementary Roof Replacement	5/27/2015	335,084
Pine Grove Sewer Pumping Station	5/25/2016	35,000
Roadway Improvements	10/19/16 & 7/10/17	5,000,000
Sewage Disposal, Fuel Storage Tanks, De-Leading	5/23/2018	300,000
Fire Pumper	11/14/2018	655,000
Sewer Disposal System	5/22/2019	300,000
Land Acquisition (Domino's)	11/13/2019	384,000
Road Reconstruction	6/22/2020	1,005,036
Permanent Easement	6/22/2020	501,362
Temporary Easement	6/22/2020	193,602
Total		<u>\$ 9,009,084</u>

**Changes in Long-term Liabilities**

The following is a summary of changes in long-term liabilities for the fiscal year ended June 30, 2020:

Governmental Activities:	Beginning Balance	Additions	Reductions	Ending Balance	Current Portion
Bonds and notes payable	\$ 24,024,805	\$ 780,000	\$ (4,303,907)	\$ 20,500,898	\$ 4,420,922
Add: Unamortized Premium	595,486	-	(70,961)	524,525	66,671
Total Bonds and Notes Payable	24,620,291	780,000	(4,374,868)	21,025,423	4,487,593
Compensated absences	1,296,435	-	(19,630)	1,276,805	421,345
Landfill postclosure care costs	72,000	-	(12,000)	60,000	12,000
Net Pension Liability	27,489,809	-	(2,829,298)	24,660,511	-
OPEB	79,075,935	-	(3,141,328)	75,934,607	-
Capital Leases	328,398.00	-	(91,940)	236,458	93,724
Total governmental activities long-term liabilities	<u>\$ 132,882,868</u>	<u>\$ 780,000</u>	<u>\$ (10,469,064)</u>	<u>\$ 123,193,804</u>	<u>\$ 5,014,662</u>
Business-Type Activities:	Beginning Balance	Additions	Reductions	Ending Balance	Current Portion
Bonds and notes payable	\$ 14,600,674	\$ -	\$ (798,844)	\$ 13,801,830	\$ 821,316
Net Pension Liability	1,575,330	-	(162,136)	1,413,194	-
OPEB	1,534,065	196,237	-	1,730,302	-
Total business-type activities long-term liabilities	<u>\$ 17,710,069</u>	<u>\$ 196,237</u>	<u>\$ (960,980)</u>	<u>\$ 16,945,326</u>	<u>\$ 821,316</u>



**TOWN OF BELLINGHAM, MASSACHUSETTS**  
**NOTES TO BASIC FINANCIAL STATEMENTS**  
**JUNE 30, 2020**

---

The governmental activities long-term liabilities are generally liquidated by the general fund.

**Overlapping Debt**

The Town pays assessments under formulas which include debt service payments to other governmental agencies providing services to the Town, (commonly referred to as overlapping debt). The following summary sets forth the long-term debt of such governmental agencies and the estimated share being financed by the Town as of June 30, 2020:

Agency	Total Long- Term Debt Outstanding	Town's Estimated Share	Town's Indirect Debt
Norfolk County	\$ 16,130,000	1.644%	\$ 265,100
Blackstone Valley Vocational Regional School District			
School Construction Bonds	<u>1,885,000</u>	4.90%	<u>92,365</u>
	<u>\$ 18,015,000</u>		<u>\$ 357,465</u>

**TOWN OF BELLINGHAM, MASSACHUSETTS**  
**NOTES TO BASIC FINANCIAL STATEMENTS**  
**JUNE 30, 2020**

**NOTE 10 – GOVERNMENTAL FUND BALANCE CLASSIFICATIONS**

The Town has classified its governmental fund balances with the following hierarchy. . .

	GENERAL FUND	NONMAJOR GOVERNMENTAL FUNDS	TOTAL
Restricted For:			
General Government	\$ -	\$ 659,464	\$ 659,464
Public Safety	-	301,630	301,630
Education	-	2,488,361	2,488,361
Public Works	-	1,318,108	1,318,108
Sewer	-	402,379	402,379
Human Services	-	859,314	859,314
Culture & Recreation	-	132,889	132,889
Employee Benefits	-	443,734	443,734
Tax Rate Stabilization	2,110,087	-	2,110,087
Expendable Trust Funds	-	45,054	45,054
	<u>2,110,087</u>	<u>6,650,933</u>	<u>8,761,020</u>
Committed To:			
Continuing Appropriations			
General Government	82,048	-	82,048
Public Safety	59,498	-	59,498
Education	312,754	-	312,754
Human Service	78,000	-	78,000
	<u>532,300</u>	<u>-</u>	<u>532,300</u>
Assigned To:			
Encumbered For:			
General Government	39,091	-	39,091
Public Safety	1,800	-	1,800
Education	281,175	-	281,175
Public Works	30,870	-	30,870
Human Services	620	-	620
Subsequent Years Expenditures	31,237	-	31,237
Capital Investment Stabilization Fund	310,169	-	310,169
	<u>694,962</u>	<u>-</u>	<u>694,962</u>
Unassigned			
General Fund	4,520,256	-	4,520,256
General Stabilization Fund	1,487,931	-	1,487,931
Nonmajor Governmental Funds	-	(434,160)	(434,160)
Capital Projects	-	(651,725)	(651,725)
Public Safety	-	(4,500,121)	(4,500,121)
Public Works	-	(3,006)	(3,006)
Sewer	-	-	-
	<u>6,008,187</u>	<u>(5,589,012)</u>	<u>419,175</u>
Total Governmental Fund Balances	<u>\$ 9,345,536</u>	<u>\$ 1,061,921</u>	<u>\$ 10,407,457</u>

**TOWN OF BELLINGHAM, MASSACHUSETTS**  
**NOTES TO BASIC FINANCIAL STATEMENTS**  
**JUNE 30, 2020**

---

**NOTE 11 – STABILIZATION FUNDS**

The Town has established several funds where the Town has set aside amounts for emergency and capital needs. These funds consist of the following:

- The *Stabilization Fund* is used to account for any appropriation, as approved by a 2/3 vote at the Annual or Special Town Meeting for additions or reductions to the fund. Any interest shall be added to and become part of the fund. The Stabilization fund balance is \$1,487,931 as of June 30, 2020. The fund was established under chapter 40, sub-section 5B of the Massachusetts General Law.
- The *Capital Investment Stabilization Fund* is used to account for appropriations funding the acquisition, repair, replacement, extension, reconstruction, enlarging and/or additions to capital equipment, and pay notes, bonds, or certificates of indebtedness issued to pay for the cost of such acquisition, repair, replacement, extension, reconstruction, enlarging and additions. The Town may appropriate into and out of the fund at Annual or Special Town Meeting by 2/3 vote. The capital investment stabilization fund balance is \$310,169 as of June 30, 2020. This fund was established under Chapter 40 sub-section 5B of MGL.
- The *Tax Rate Stabilization Fund* may be used to mitigate the loss of taxes and revenues resulting from the termination of any in lieu of tax agreement between the Town and any power and electric generating plant located in the Town. Town Meeting may appropriate an amount not to exceed 30% of the amount raised in the preceding fiscal year by the taxation of real estate and tangible personal property. The tax stabilization fund balance is \$2,110,087 as of June 30, 2020.

**NOTE 12 – RISK FINANCING**

The Town is exposed to various risks of loss related to torts; theft of, damage to or destruction of assets; errors and omissions; injuries to employees; employee's health and life; and natural disasters.

Buildings are fully insured against fire, theft, and natural disaster (except for losses due to flood or earthquake) to the extent that losses exceed \$10,000 per incident. Buildings are fully insured against earthquake damage, to the extent that losses exceed \$25,000 per incident. The buildings are not insured for losses due to flood.

The Town's workers compensation program is premium-based. The policy is limited to Massachusetts Statutory Benefits.

The Town is insured for general liability; however, Chapter 258 of the Massachusetts General Laws limits the Town's liability to a maximum of \$100,000 per claim in all matters except in actions relating to federal civil rights, eminent domain and breach of contract. Such claims are charged to the general fund. There were no such claims in 2020.

**TOWN OF BELLINGHAM, MASSACHUSETTS**  
**NOTES TO BASIC FINANCIAL STATEMENTS**  
**JUNE 30, 2020**

The Town has a variety of contributory health care options including self-insured and third party insured health care programs for its employees and retirees. There are 684 employees and retirees who participate in the Town's health care programs. For those 381 employees electing a Health Maintenance Organization (HMO), the town contributes 80% of the costs. For those 9 employees and retirees over 65 years old electing a Health Maintenance Organization (HMO), the Town contributes 80% for the active employees and 50% of the costs for the retired employees. For those 2 active employees electing the Blue Cross and Blue Shield Master Health Plus (self-insured full indemnity plan), the Town contributes either 65% or 75% of the premium costs for active school employees based on their date of hire. For active employees eligible for Part A Medicare they are required to enroll at the age of 65 and stay on the HMO plan at 80/20. Any retiree eligible for Part A and B at the age of 65 must enroll and then will be moved to the Medex supplemental plan at 50/50. There are 266 retirees currently enrolled in the Medex Supplemental plan.

Stop loss insurance is carried on all self-insured health care claims in excess of \$160,000 individually.

The Town's health insurance activities are accounted for in the internal service fund where revenues are recorded when earned and expenses are recorded when the liability is incurred. Liabilities for self-insured claims are reported when it is probable that a loss has been incurred and the amount can be reasonably estimated. These losses include an estimate of claims that have been incurred but not recorded. As of June 30, 2020 and June 30, 2019, the only such liabilities are those related to the Town's self-insured health care program. The Town established a liability based on historical trends for the previous fiscal years. Changes in the self-insured liability account in fiscal year 2020 and 2019 were as follows:

	Healthcare	
	2020	2019
Liability at beginning of fiscal year	\$ 630,463	\$ 500,384
Claims incurred for current fiscal year and Changes in provisions for prior year	8,679,527	9,485,210
Claims payments for current fiscal year	(8,920,592)	(9,355,131)
Liability at end of fiscal year	<u>\$ 389,398</u>	<u>\$ 630,463</u>

**TOWN OF BELLINGHAM, MASSACHUSETTS**  
**NOTES TO BASIC FINANCIAL STATEMENTS**  
**JUNE 30, 2020**

---

**NOTE 13 - POSTEMPLOYMENT BENEFITS OTHER THAN PENSIONS**

The GASB Standards for *Accounting and Financial Reporting for Postemployment Benefits Other Than Pensions*, requires the following disclosures in the financial statements related to the retiree medical, dental, and life insurance benefits:

**Plan Description.** Town of Bellingham Other Postemployment Benefits Plan (The Plan) is a single-employer defined benefit healthcare plan administered by the Town of Bellingham. The plan provides medical, dental, and life insurance benefits to eligible retirees and their spouses. Town meeting vote is the authority to establish and amend benefit provisions to the Town. The Town has accepted various sections of Massachusetts General Laws Chapter 32B to provide 50% of the premium cost of retirees' health, dental and life insurance costs.

**Funding Policy.** The contribution requirements of plan members and the Town are established and may through Town ordinances. For the period ending on June 30, 2020 Measurement Date, total Town premiums plus implicit costs for the retiree medical program were \$1,770,876. The Town also contributed \$50,000 to an OPEB Trust for a total contribution during the measurement period \$1,820,876 to be reported on the financial statement for the fiscal year ending June 30, 2020. As of June 30, 2020, the balance of this fund totaled \$571,289.

***GASB Statement #75 – OPEB Employer Financial Reporting***

Summary of Significant Accounting Policies – For purposes of measuring the net OPEB liability, deferred outflows of resources and deferred inflows of resources related to OPEB and OPEB expenses, information about the fiduciary net position of the Plan and additions to/deductions from the Plan's fiduciary net position have been determined on the same basis as they are reported by the Plan. For this purpose, the Plan recognizes benefit payments when due and payable in accordance with the benefit terms. Investments are reported at fair value.

***Measurement Date*** - GASB #75 requires the net OPEB liability to be measured as of a date no earlier than the end of the employer's prior fiscal year and no later than the end of the employer's current fiscal year, consistently applied from period to period. Accordingly, the net OPEB liability was measured as of June 30, 2020 and the total OPEB liability used to calculate the net OPEB liability was determined by an actuarial valuation as of July 1, 2019.

***Plan Membership*** – The following table represents the Plan's membership as July 1, 2019:

Active Members	476
Inactive members or beneficiaries currently receiving benefits	<u>313</u>
Total	<u><u>789</u></u>

**TOWN OF BELLINGHAM, MASSACHUSETTS**  
**NOTES TO BASIC FINANCIAL STATEMENTS**  
**JUNE 30, 2020**

---

*Components of OPEB Liability* – The following table represents the components of the Plan's OPEB liability as of June 30, 2020:

Total OPEB Liability	\$ 78,236,198
Less: OPEB plan's fiduciary net position	<u>(571,289)</u>
Net OPEB Liability	<u>\$ 77,664,909</u>

The OPEB plan's fiduciary net position as a percentage of the total OPEB liability	0.73%
--	-------

**TOWN OF BELLINGHAM, MASSACHUSETTS**  
**NOTES TO BASIC FINANCIAL STATEMENTS**  
**JUNE 30, 2020**

---

*Significant Actuarial Methods and Assumptions* – The plan's total OPEB liability, actuarial valuation was determined using the following actuarial assumptions, applied to all periods included in the measurement, unless otherwise specified, that was updated to June 30, 2020 to be in accordance with GASB Statement #75.

Valuation Date:	Actuarially Determined Contribution was calculated as of July 1, 2019.
Actuarial Cost Method:	Individual Entry Age Normal
Asset-Valuation Method:	Market value of assets as of the measurement date, June 30, 2020
Investment Rate of Return	2.50%, net of OPEB plan investment expense, including inflation.
Municipal Bond Rate:	2.66% as of June 30, 2020 (source: S&P Municipal Bond 20 year high grade index - SAPIHG)
Single Equivalent Discount Rate:	2.75% net of OPEB plan investment expense, including inflation.
Inflation:	2.50% as of June 30, 2020 and for future periods
Salary Increases:	3.00% annually as of June 30, 2020 and for future periods
Cost of Living Adjustment	Not Applicable
Pre-Retirement Mortality:	General: RP-2014 Mortality Table for Blue Collar Employees projected generationally with scale MP-2016 for males and females, set forward 1 year for females.  Teachers: RP-2014 Mortality Table for White Collar Employees projected generationally with scale MP-2016 for males and females.
Post-Retirement Mortality:	General: RP-2014 Mortality Table for Blue Collar Healthy Annuitants projected generationally with scale MP-2016 for males and females, set forward 1 year for females.  Teachers: RP-2014 Mortality Table for White Collar Healthy Annuitants projected generationally with scale MP-2016 for males and females.
Disabled Mortality:	General: RP-2014 Mortality Table for Blue Collar Healthy Annuitants projected generationally with scale MP-2016 for males and females, set forward 1 year.  Teachers: RP-2014 Mortality Table for White Collar Healthy Annuitants projected generationally with scale MP-2016 for males and females.
Assumption Experience Study:	The actuarial assumptions used to calculate the actuarial accrued liability and the service cost primarily reflect the latest experience studies of the Massachusetts PERAC issued in 2014 and their most recent analysis of retiree mortality during 2015 and 2016

**TOWN OF BELLINGHAM, MASSACHUSETTS**  
**NOTES TO BASIC FINANCIAL STATEMENTS**  
**JUNE 30, 2020**

*Investment Policy*

*Rate of Return*— For the year ended June 30, 2020 the annual money-weighted rate on investments, net of investments expense, was 1.32%. The money-weighted rate of return expresses investment performance, net of investment expenses, adjusted for the changing amounts actually invested.

The long-term real rate of return on OPEB investments was determined using the Town's investment policy. Best estimates of real rates of returns for each major asset class included in the OPEB plans target asset allocation as of June 30, 2020 are summarized in the following table.

Asset Class	Target Allocation	Long-Term Expected Real Rate of Return
Domestic equity - large cap	0.00%	4.80%
Domestic equity - small/mid cap	0.00%	5.29%
International equity - developed market	0.00%	5.45%
International equity - emerging market	0.00%	6.42%
Domestic fixed income	0.00%	2.05%
International fixed income	0.00%	3.00%
Alternatives	0.00%	6.50%
Real Estate	0.00%	6.25%
Cash and Cash Equivalents	100.00%	0.00%
Total	100.00%	

*Discount Rate* — The discount rate used to measure the total OPEB liability was 2.75% as of June 30, 2020, and as of June 30, 2019.



**TOWN OF BELLINGHAM, MASSACHUSETTS**  
**NOTES TO BASIC FINANCIAL STATEMENTS**  
**JUNE 30, 2020**

***Changes in the Net OPEB Liability***

	Increase (Decrease)		
	Total OPEB Liability (a)	Plan Fiduciary Net Position (b)	Net OPEB Liability (a) - (b)
Balance at June 30, 2019	\$ 81,124,133	\$ 514,133	\$ 80,610,000
Charges for the year:			
Service cost	2,906,707	-	2,906,707
Interest on Total OPEB Liability, Service Cost, and Benefit Payments	2,286,664	-	2,286,664
Change in assumptions	1,902,062	-	1,902,062
Difference between actual and expected experience	(8,212,492)	-	(8,212,492)
Net Investment Income	-	7,156	(7,156)
Employer Contributions to Trust	-	1,820,876	(1,820,876)
Benefit payments withdrawn from trust	-	(1,770,876)	1,770,876
Benefit payments excluding implicit costs	(1,388,583)	-	(1,388,583)
Implicit cost amount	(382,293)	-	(382,293)
Net Changes	(2,887,935)	57,156	(2,945,091)
Balance at June 30, 2020	\$ 78,236,198	\$ 571,289	\$ 77,664,909

*Sensitivity of the net OPEB liability to changes and service cost in the discount rate* – The following table presents the Plan's net OPEB liability and service cost, calculated using the discount rate of 2.75% as well as what the net OPEB liability and service cost would be if it were calculated using a discount rate that is 1 percentage-point lower (1.75%) or 1 percentage-point higher (3.75%) than the current rate.

	1% Decrease (1.75%)	Current Discount Rate (2.75%)	1% Increase (3.75%)
Net OPEB liability	\$ 92,296,296	\$ 77,664,909	\$ 66,721,332
Service Cost	\$ 3,907,075	\$ 2,906,707	\$ 2,234,326

**TOWN OF BELLINGHAM, MASSACHUSETTS**  
**NOTES TO BASIC FINANCIAL STATEMENTS**  
**JUNE 30, 2020**

*Sensitivity of the net OPEB liability and service cost to changes in the healthcare trend* – The following table presents the net other postemployment benefit liability and service cost, calculated using the healthcare trend rate if it was 1 percentage-point lower or 1 percentage-point higher than the current rate.

	1% Decrease (3.50%)	Current Trend (4.50%)	1% Increase (5.50%)
Net OPEB liability	\$ 64,906,824	\$ 77,664,909	\$ 94,307,669
Service Cost	\$ 2,175,597	\$ 2,906,707	\$ 3,962,143

*Deferred Outflows/Inflows of Resources*

At June 30, 2020 the Town reported deferred outflows and inflows of resources related to OPEB of \$10,304,436 and \$6,829,918 respectively.

The balances of deferred outflows and inflows as June 30, 2020 consist of the following:

Deferred Category	Deferred Outflows of Resources	Deferred Inflows of Resources	Total
Differences between expected and actual experience	\$ 858,788	\$ (6,829,918)	\$ (5,971,130)
Change in assumptions	9,432,199	-	9,432,199
Net difference between projected and actual earnings on OPEB plan investments	13,449	-	13,449
Total Deferred Outflows (Inflows) of Resources	<u>\$ 10,304,436</u>	<u>\$ (6,829,918)</u>	<u>\$ 3,474,518</u>

The Town's deferred outflows and inflows of resources related to other postemployment benefits will be recognized in future years other postemployment benefits expense is as follows:

Period Year ended June 30	Amount
2021	\$ 1,643,723
2022	1,643,724
2023	1,237,043
2024	(51,352)
2025	(998,620)
Total Deferred Outflows/Inflows Recognized in Future Years	<u>\$ 3,474,518</u>

**TOWN OF BELLINGHAM, MASSACHUSETTS  
NOTES TO BASIC FINANCIAL STATEMENTS  
JUNE 30, 2020**

---

*Changes of Assumption* – The long-term medical trend has been updated to 4.5%.

*Changes in Plan Provisions* - None

**NOTE 14 – PENSION PLANS**

**A. Plan Descriptions**

The Town is a member of the Norfolk County Contributory Retirement System (The System), a cost-sharing multiple-employer, contributory defined benefit pension plan covering eligible employees of the 41 member units deemed eligible by the system. Chapter 32 of the Massachusetts General Law assigns authority to establish and amend benefit provisions of the system. Substantially all employees are members of the system except for school teachers and certain school administrators.

The System issues a publically available audited financial report that may be obtained by contacting the system's executive director at 480 Neponset Street, Building #15, Canton, Massachusetts 02021. The report can also be obtained online at [www.norfolkcountyretirement.org](http://www.norfolkcountyretirement.org).

The Town is a member of the Massachusetts Teachers' Retirement System (MTRS), a cost-sharing multi-employer defined benefit plan. MTRS is managed by the Commonwealth of Massachusetts (Commonwealth) on behalf of municipal teachers and municipal teacher retirees. The Commonwealth is a nonemployer contributor and is responsible for 100% of the contributions and future benefit requirements of the MTRS. The MTRS covers certified teachers in cities (except Boston), towns, regional school districts, charter schools, educational collaboratives, and Quincy College. The MTRS is part of the Commonwealth's reporting entity and the audited financial report may be obtained by visiting <http://www.mass.gov/osc/publications-and-reports/financial-reports/>. The MTRS report may also be obtained by contacting MTRS at One Charles Park, Cambridge, Massachusetts 02142-1206.

*Special Funding Situation*

The Commonwealth is a nonemployer contributor and is required by statute to make 100% of all actuarially determined employer contributions on behalf of the Town to the MTRS. Therefore, the Town is considered to be in a special funding situation as defined by GASB Statement No. 68, *Accounting and Financial Reporting for Pensions* and the Commonwealth is a nonemployer contributor in MTRS. Since the Town does not contribute directly to MTRS, there is no net pension liability to recognize. The total of the Commonwealth provided contributions have been allocated based on each employer's covered payroll to the total covered payroll of employers in MTRS as of the measurement date of June 30, 2019. The Town's portion of the collective pension expense, contributed by the Commonwealth, of \$7,207,945 is reported in the general fund as intergovernmental revenue and pension expense in the current fiscal year. The portion of the Commonwealth's collective net pension liability associated with the Town is \$59,438,461 as of the measurement date.

The "System" and the MTRS are contributory defined benefit plans and membership in both the "System" and the MTRS is mandatory upon commencement of employment for all permanent, full-time employees.

**TOWN OF BELLINGHAM, MASSACHUSETTS**  
**NOTES TO BASIC FINANCIAL STATEMENTS**  
**JUNE 30, 2020**

---

**B. Benefits Provided**

The System and MTRS provide retirement, disability and death benefits to plan members and beneficiaries. Massachusetts Contributory Retirement System benefits are with certain minor exceptions, uniform from system to system. The System provides for retirement allowance benefits up to a maximum of 80% of an employee's highest three-year average annual rate of regular compensation for those hired prior to April 2, 2012. For persons who became employees on or after April 2, 2012, average salary is the average annual rate of regular compensation received during the five consecutive years that produce the highest average, or, if greater, during the last five years (whether or not consecutive) preceding retirement. Benefit payments are based upon a member's age, length of creditable service, level of compensation, and group classification. Employees become vested after ten years of creditable service. There are three classes of membership in the retirement system: group 1, group 2, and group 4. Group 1 consists of general employees which includes clerical and administrative positions. Group 2 consists of positions that have even been specified as hazardous. Lastly, group 4 consists of police officers, firefighters, and other hazardous positions.

Employees become vested after ten years of creditable service. A superannuation retirement allowance may be received upon the completion of 20 years of service or upon reaching the age of 55 with 10 years of service if hired after 1978 and if classified in groups 1 or 2. A person who became an employee on or after April 2, 2012 is eligible for a superannuation retirement allowance upon reaching the age of 60 with 10 years of service in group 1, 55 years of age with 10 years of service if in group 2 and 55 years of age if hired prior to 1978 or if classified in group 4. Normal retirement for most employees occurs at age 65 (except for certain hazardous duty and public safety positions, whose normal retirement is at age 55).

Employees who become permanently and totally disabled for further duty may be eligible to receive a disability retirement allowance. The amount of benefits to be received in such cases is dependent on several factors, including whether or not disability is work related, the employee's age, years of creditable service, level of compensation, veterans' status and group classification.

Employees who resign from service and who are not eligible to receive a retirement allowance or are under the age of 55 are entitled to request a refund of their accumulated total deductions. In addition, with at least ten years of creditable service, such employees are entitled to receive one hundred (100%) percent of the regular interest which has accrued upon those deductions. Survivor benefits are extended to eligible beneficiaries of members whose death occurs prior to or following retirement.

Cost-of living adjustments granted between 1981 and 1997 and any increase in other benefits imposed by the Commonwealth's state law during those years are borne by the Commonwealth and are deposited in to the pension fund. Cost-of-living adjustments granted after 1997 must be approved by the system and all costs are borne by the system.

**TOWN OF BELLINGHAM, MASSACHUSETTS**  
**NOTES TO BASIC FINANCIAL STATEMENTS**  
**JUNE 30, 2020**

**C. Contributions**

*Norfolk County Contributory Retirement System*

Chapter 32 of MGL governs the contributions of plan members and member employees. Active plan members are required to contribute to the system at rates ranging from 5 to 9% of their gross compensation. Members joining the system after January 1, 1979 must contribute an additional 2% on regular compensation earned at a rate in excess of \$30,000. The percentage rate is keyed to the date upon which an employee's membership commences. The member units are required to pay into the system, a legislatively mandated actuarial determined contribution that is apportioned among the employers based on active current payroll. The Town's proportionate share of the required contribution for the year ended December 31, 2019 which was \$3,326,269 and 27.21% of covered payroll, actuarially determined as an amount that when combined with plan member contributions, is expected to finance the costs of benefits earned by plan members during the year, with an additional amount to finance any unfunded accrued liability.

**D. Pension Liabilities, Pension Expense, Deferred Outflows of Resource, and Deferred Inflows of Resources Related to Pensions**

*Pension Liabilities*

At June 30, 2020 the Town reported a liability of \$26,073,705 for its proportionate share of the net pension liability. The net pension liability was measured as of December 31, 2019 and the total pension liability used to calculate the net pension liability was determined by an actuarial valuation as of January 1, 2020. Accordingly, updated procedures were used to roll back the total pension liability to the measurement date. The Town's proportion of the net pension liability was based on a projection of the Town's long-term share of contributions to the pension plan relative to the projected contributions of all participating members actuarially determined. At December 31, 2019, the Town's proportion was 4.44% which had a slight decrease from its proportion measured as of December 31, 2018.

*Pension Expense and Deferred Outflows/Inflows of Resources*

For the year ended June 30, 2020 the Town recognized pension expense of \$4,158,581. At June 30, 2020 the Town reported deferred outflows and inflows of resources related to pensions of \$6,261,930 and \$4,385,911 respectively.

The balances of deferred outflows and inflows as June 30, 2020 consist of the following:

Deferred Category	Deferred Outflows of Resources	Deferred Inflows of Resources	Total
Differences between expected and actual experience	\$ 2,234,039	\$ -	\$ 2,234,039
Changes of Assumptions	478,246	-	478,246
Difference between projected and actual investment earnings	3,403,332	(4,137,701)	(734,369)
Changes in proportionate share of contributions	146,313	(248,210)	(101,897)
Total Deferred Outflows (Inflows) of Resources	<u>\$ 6,261,930</u>	<u>\$ (4,385,911)</u>	<u>\$ 1,876,019</u>

**TOWN OF BELLINGHAM, MASSACHUSETTS**  
**NOTES TO BASIC FINANCIAL STATEMENTS**  
**JUNE 30, 2020**

The Town's net deferred outflows/inflows of resources related to pensions will be recognized in future pension expense is as follows:

<u>Year ended June 30</u>	<u>Amount</u>
2020	\$ 1,243,413
2021	519,754
2022	791,657
2023	(678,805)
Totals	<u>\$ 1,876,019</u>

**E. Actuarial Assumptions**

The total pension liability in the January 1, 2020 actuarial valuation was determined using the following actuarial assumptions, applied to all periods included in the measurement date that was updated to December 31, 2019.

Valuation date	January 1, 2020
Actuarial cost method	Entry age normal cost method
Amortization method	Open-level percent of payroll.
Cost of Living Increase	3.0% of first \$18,000 of retirement income
Asset valuation method	market value
Inflation	3.0%
Projected Salary increases	3.5% - 5.5%
Mortality rates	The RP-2014 blue collar mortality table adjusted with scale MP-2014.
Investment rate of return	7.75%

**TOWN OF BELLINGHAM, MASSACHUSETTS**  
**NOTES TO BASIC FINANCIAL STATEMENTS**  
**JUNE 30, 2020**

---

**F. Long-Term Expected Rate of Return**

The long-term expected rate of return on pension plan investments was determined using a building block method in which best-estimate ranges of expected future real rates of return (expected returns, net of pension plan investment expense and inflation) are developed for each major asset class. These ranges are combined to produce the long-term expected rate of return by weighting the expected future real rates of return by the target asset allocation percentage and by adding expected inflation. The target allocation and best estimates of arithmetic real rates of return for each major asset class are summarized in the following table:

Asset Class	Target Allocation	Long-Term Expected Real Rate of Return
Domestic Equity	30.5%	6.60%
International Equities	15.5%	8.00%
Fixed Income	20.5%	3.80%
Private Equity	10.0%	9.10%
Real Estate	9.5%	8.20%
Real Assets	2.5%	9.90%
Hedge Funds	11.5%	7.20%
Total	100%	

The system's policy in regard to the allocation of invested plan assets is established and may be amended by the Board. Plan assets are managed with a long-term objective of achieving and maintaining a fully funded status for the benefits provided through the plan.

For the year ended December 31, 2019 the System's annual money-weighted rate of return on pension plan investments net of pension plan investment expense was 16.28%. The money-weighted rate of return expresses investment performance, net of investment expense, adjusted for the changing amounts actually invested.

**G. Discount Rate**

The discount rate used to measure the total pension liability as of December 31, 2019 was 7.75%. The projection of cash flows used to determine the discount rate assumed that plan member contributions will be made at the current contribution rate and that employer contributions will be made at contractually required rates, actuarially determined. Under Chapter 32 of the MGL, employers are required to make the necessary contributions such that the plan reaches full funding status by 2040. Based on those assumptions, the plan's fiduciary net position was projected to be available to make all projected future benefit payments of current plan members. Therefore, the long-term expected rate of return on plan investments was applied to all periods of projected benefit payments to determine the total pension liability.

**TOWN OF BELLINGHAM, MASSACHUSETTS  
NOTES TO BASIC FINANCIAL STATEMENTS  
JUNE 30, 2020**

---

**H. Sensitivity of the net pension liability to changes in the discount rate**

The following presents the net pension liability of the system, as of December 31, 2019 calculated using the discount rate of 7.75%, as well as what the system's net pension liability would be if it were calculated using a discount rate that is one percentage point lower (6.75%) or one percentage point higher (8.75%) than the current rate:

	1% Decrease (6.75%)	Current Discount Rate (7.75%)	1% Increase (8.75%)
The Town's proportionate share of the net pension liability	\$ 33,864,638	\$ 26,073,705	\$ 19,453,758

Detailed information about the pension plan's fiduciary net position is available in a separately issued Norfolk County Contributory Retirement System financial report.

**NOTE 15 – COMMITMENTS AND CONTINGENCIES**

The Town participates in a number of federal award programs. Although the grant programs have been audited in accordance with the provisions of the Single Audit Act Amendments of 1996 through June 30, 2020, these programs are still subject to financial and compliance audits. The amount, if any, of expenditures which may be disallowed by the granting agencies cannot be determined at this time, although it is believed the amount, if any, would not be material.

The Town's landfill was closed in 1996 by order of the Department of Environmental Protection (DEP). The DEP approved the capping construction of the landfill in December 1996. The Town is responsible for post-closure monitoring of the site for thirty years (5 years remaining), and the estimated liability has been recorded in the Statement of Net Assets, Governmental Activities. The \$60,000 reported as landfill post-closure liability at June 30, 2020 is based on what it would cost to perform all post-closure care at June 30, 2020. Actual costs may be higher due to inflation, changes in technology or changes in regulations.

Various legal actions and claims are pending. Litigation is subject to many uncertainties, and the outcome of individual litigated matters is not always predictable. Although the amount of liability, if any, at June 30, 2020, cannot be ascertained, management believes any resulting liability should not materially affect the financial position at June 30, 2020.



**TOWN OF BELLINGHAM, MASSACHUSETTS**  
**NOTES TO BASIC FINANCIAL STATEMENTS**  
**JUNE 30, 2020**

---

**NOTE 16 – GREATER ATTLEBOROUGH TAUNTON REGIONAL TRANSIT AUTHORITY**

The Town participates in the Greater Attleborough Taunton Regional Transit Authority (GATRA) Dial-A-Ride program. The Town receives monthly reimbursements for the cost of the program net of any donations received. The following table summarizes the program expenses for fiscal year 2020.

<u>Description</u>	<u>Amount</u>
Dial-A-Ride Program costs	<u>\$ 121,868</u>

**NOTE 17 – COVID-19**

On March 10, 2020, the Massachusetts Governor declared a state of emergency in response to the coronavirus outbreak. The World Health Organization officially declared the novel Coronavirus (COVID-19) a pandemic the following day. In an attempt to slow the spread of COVID-19, governments issued various stay at home orders that caused global economic shutdowns and substantial financial market impact. Starting in March 2020, the Governor continued to issue orders allowing governments to operate and carry out essential functions safely. These included modifying the state's Open Meeting Law, issuing a stay-at-home order, and introducing a phased approach to reopening State businesses. The Town is considered an essential business and while physical closure of some municipal buildings has occurred, departments have remained operational and most employees continued to perform their daily duties. The Town and School departments has leaned heavily on technology for business continuity to ensure our constituents could transact business remotely and our staff could work successfully.

Pursuant to M.G.L. Chapter 44, Section 31, the Town can set up a fund specifically related to COVID-19 expenses. This fund should capture all costs related to the COVID-19 pandemic and deficit spend for these costs, including but not limited to, overtime, cleaning and medical supplies, and IT equipment. At this time, the Town has created two funds; one for federal reimbursements and one for state reimbursements.

The virus and the resulting actions by national, state and local governments is altering the behavior of businesses and people in a manner that will have negative impacts on global and local economies. There can be no assurances regarding the extent to which COVID-19 will impact the national and state economies and, accordingly, how it will adversely impact municipalities, including the Town. These negative impacts are likely to include reduced collections of property taxes and other revenues, including local meals tax revenue, motor vehicle excise taxes and other fees and charges collected by the Town. The Town has addressed revenue reductions through a spending freeze that was instituted in mid-March, and cost savings in utility expenses through the closure of the school buildings. The Town has applied for and received some funding to offset COVID-19 expenses that would have otherwise been charged to the operating budget. In fiscal 2020, the Town had surpluses in some of the local receipts helping to alleviate pressure on other anticipated revenues.

**TOWN OF BELLINGHAM, MASSACHUSETTS**  
**NOTES TO BASIC FINANCIAL STATEMENTS**  
**JUNE 30, 2020**

---

In Fiscal Year 2021 the Town has incurred unanticipated costs specifically related to the pandemic. On March 27, 2020 the United States Federal Government established the Coronavirus Aid, Relief and Economic Security (CARES) Act in response to the economic downfall caused by the COVID-19 pandemic. This Act requires that the payment of funds be used only to cover expenses that are necessary expenditures incurred due to the public health emergency with respect to COVID-19. The Commonwealth and communities throughout the Commonwealth were awarded a portion of the federal funding. In addition to the funding from the CARES Act, there are several other federal and state grants available to help offset these unanticipated costs.

The full extent of the financial impact cannot be determined as of the date of the financial statements.

**NOTE 18 – IMPLEMENTATION OF NEW GASB PRONOUNCEMENTS**

During fiscal year 2020, the following GASB pronouncements were implemented:

The GASB issued **Statement #84, *Fiduciary Activities***, was implemented in 2020. Management's current assessment is that this pronouncement did not have a significant impact on the Basic Financial Statements.

The GASB issued **Statement #90, *Majority Equity Interests – an Amendment of GASB Statements No.14 and No.61***, was implemented in 2020. Management's current assessment is that this pronouncement will not have a significant impact on the Basic Financial Statements.

The GASB issued **Statement #95, *Postponement of the Effective Dates of Certain Authoritative Guidance***, was implemented in 2020. Management's current assessment is that this pronouncement did not have a significant impact on the Basic Financial Statements.

The GASB issued **Statement #96, *Subscription-Based Information Technology Arrangements***, was implemented in 2020. Management's current assessment is that this pronouncement will not have a significant impact on the Basic Financial Statements.

*Future GASB Pronouncements:*

The GASB issued **Statement #87, *Leases***, which is required to be implemented in 2021. Management's current assessment is that this pronouncement will not have a significant impact on the Basic Financial Statements.

The GASB issued **Statement #89, *Accounting for Interest Cost Incurred before the End of a Construction Period***, which is required to be implemented in 2021. Management's current assessment is that this pronouncement will not have a significant impact on the Basic Financial Statements.

TOWN OF BELLINGHAM, MASSACHUSETTS  
NOTES TO BASIC FINANCIAL STATEMENTS  
JUNE 30, 2020

---

The GASB issued Statement #91, *Conduit Debt Obligations* – which is required to be implemented for reporting periods beginning after December 15, 2020. Earlier application is encouraged. The primary objectives of this statement is to provide a single method of reporting conduit debt obligations by issuers and eliminate diversity in practice associated with (1) commitments extended by issuers, (2) arrangements associated with conduit debt obligations, and (3) related note disclosures. Management's current assessment is that this pronouncement will not have a significant impact on the Basic Financial Statements.

The GASB issued Statement #92, *Omnibus 2020*, which is required to be implemented in 2022. Management's current assessment is that this pronouncement will not have a significant impact on the Basic Financial Statements.

The GASB issued Statement #93, *Replacement of Interbank Offered Rates*, which is required to be implemented in 2022. Management's current assessment is that this pronouncement will not have a significant impact on the Basic Financial Statements.

The GASB issued Statement #94, *Public-Private and Public Partnerships and Availability Payment Arrangements*, which is required to be implemented in 2022. Management's current assessment is that this pronouncement will not have a significant impact on the Basic Financial Statements.

The GASB issued Statement #97, *Certain Component Unit Criteria, and Accounting and Financial Reporting for Internal Revenue Service Code 457 Deferred Compensation Plans*, which is required to be implemented in 2022. Management's current assessment is that this pronouncement will not have a significant impact on the Basic Financial Statements.

TOWN OF BELLINGHAM, MASSACHUSETTS  
REQUIRED SUPPLEMENTARY INFORMATION  
NORFOLK COUNTY CONTRIBUTORY RETIREMENT SYSTEM  
JUNE 30, 2020

Schedule of the Town's Proportionate Share of the Net Pension Liability

	December 31, 2019	December 31, 2018	December 31, 2017	December 31, 2016	December 31, 2015
Town's proportion of the net pension liability	4.44%	4.46%	4.46%	4.55%	4.55%
Town's proportionate share of the net pension liability	\$ 26,073,705	\$ 29,065,139	\$ 24,658,464	\$ 23,767,690	\$ 24,732,717
Town's covered-employee payroll	\$ 12,224,092	\$ 13,623,456	\$ 13,162,739	\$ 12,923,047	\$ 12,264,210
Town's proportionate share of the net pension liability as a percentage of its covered-employee payroll	213.30%	213.35%	187.34%	183.92%	201.67%
Plan fiduciary net position as a percentage of the total pension liability	64.60%	58.30%	63.50%	61.60%	58.60%

Note: This schedule is intended to present information for 10 years. Until a 10 year trend is compiled, information is presented for those years for which the information is available.

See notes to Required Supplementary Information

TOWN OF BELLINGHAM, MASSACHUSETTS  
REQUIRED SUPPLEMENTARY INFORMATION  
NORFOLK COUNTY CONTRIBUTORY RETIREMENT SYSTEM  
JUNE 30, 2020

SCHEDULE OF TOWN'S CONTRIBUTION

	December 31, 2019	December 31, 2018	December 31, 2017	December 31, 2016	December 31, 2015
Actuarially determined contribution	\$ 3,326,269	\$ 3,123,692	\$ 2,854,177	\$ 2,579,977	\$ 2,341,492
Contribution in relation to the actuarially determined contribution	(3,326,269)	(3,123,692)	(2,854,177)	(2,579,977)	(2,341,492)
Contribution deficiency (excess)	\$ -	\$ -	\$ -	\$ -	\$ -
Town's covered-employee payroll	\$ 12,224,092	\$ 13,623,456	\$ 13,162,759	\$ 12,293,047	\$ 12,264,210
Contribution as a percentage of covered - employee payroll	27.21%	22.93%	21.68%	19.96%	19.09%

Note: This Town schedule is intended to present information for 10 years. Until a 10 year trend is compiled, information is presented for those years for which the information is available.

See notes to Required Supplementary Information

**TOWN OF BELLINGHAM, MASSACHUSETTS  
REQUIRED SUPPLEMENTARY INFORMATION  
MASSACHUSETTS TEACHERS RETIREMENT SYSTEM  
JUNE 30, 2020**

**Schedule of the Commonwealth's Collective amounts of the Net Pension Liability**

The Commonwealth of Massachusetts is a nonemployer contributor and is required by statute to make all actuarially determined employer contributions on behalf of the member employers which create a special funding situation. Since the Town does not contribute directly to MTRS, there is no net pension liability to recognize. This schedule discloses the Commonwealth's 100% share of the collective net pension liability that is associated with the Town; the portion of the collective pension expense as both revenue and pension expense recognized by the Town; and the Plan's fiduciary net position as a percentage of total liability.

<u>Fiscal Year</u>	<u>Commonwealth's 100% Share of the Net Pension Liability Associated with the Town</u>	<u>Town's Expense and Revenue Recognized for the Commonwealth's Support</u>	<u>Plan Fiduciary Net Position as a Percentage of the Total Liability</u>
2020	\$ 59,438,461	\$ 7,207,945	53.95%
2019	55,657,110	5,640,042	54.84%
2018	52,517,075	5,481,360	54.25%
2017	51,937,186	5,297,933	52.73%
2016	47,604,645	3,861,160	55.38%
2015	37,503,034	2,605,516	61.64%

**Note:** This schedule is intended to present information for 10 years. Until a 10-year trend is compiled, information is presented for those years for which information is available.

See notes to required supplementary information.

**TOWN OF BELLINGHAM, MASSACHUSETTS  
REQUIRED SUPPLEMENTARY INFORMATION  
OTHER POSTEMPLOYMENT BENEFITS  
JUNE 30, 2020**

**Schedule of the Town's Net OPEB Liability and Related Ratios**

	June 30, 2020	June 30, 2019	June 30, 2018	June 30, 2017
<b>Total OPEB Liability</b>				
Service Cost	\$ 2,906,707	\$ 3,201,129	\$ 2,517,169	\$ 2,771,538
Interest on total OPEB liability, service cost, and benefit payments	2,286,664	2,471,678	2,120,333	1,871,855
Differences between actual and expected experience	(8,212,492)	-	1,834,685	-
Changes of assumptions	1,902,062	8,898,393	4,502,203	-
Benefit Payments Excluding Implicit Costs	(1,388,583)	(1,435,737)	(1,286,488)	-
Implicit Cost amount	(382,293)	(280,132)	(239,095)	(1,284,525)
Net Change in total OPEB liability	(2,887,935)	12,855,331	9,448,807	3,358,868
Total OPEB liability-beginning	81,124,133	68,268,802	58,819,995	55,461,127
Total OPEB liability-ending (a)	78,236,198	81,124,133	68,268,802	58,819,995
<b>Plan fiduciary net position</b>				
Employer Contributions to Trust	1,820,876	1,715,869	1,525,583	1,210,598
Net investment income	7,156	7,265	2,884	1,508
Benefit payments withdrawn from trust	(1,770,876)	(1,715,869)	(1,525,583)	(1,210,598)
Net change in plan fiduciary net position	57,156	7,265	2,884	1,508
Plan fiduciary net position - beginning	514,133	506,868	503,984	502,476
Plan fiduciary net position - ending (b)	571,289	514,133	506,868	503,984
<b>Town's net OPEB liability-ending (a)-(b)</b>	<b>\$ 77,664,909</b>	<b>\$ 80,610,000</b>	<b>\$ 67,761,934</b>	<b>\$ 58,316,011</b>
Plan fiduciary net position as a percentage of total OPEB liability	0.73%	0.63%	0.74%	0.86%
Covered-employee payroll	\$ 32,165,485	\$ 30,891,835	\$ 29,992,073	\$ 27,445,923
Plan's net OPEB liability as a percentage of covered-employee payroll	241.45%	260.94%	225.93%	212.48%

**Note:** This schedule is intended to present information for 10 years. Until a 10-year trend is compiled, information is presented for those years for which information is available

See notes to required supplementary information.

**TOWN OF BELLINGHAM, MASSACHUSETTS  
REQUIRED SUPPLEMENTARY INFORMATION  
OTHER POSTEMPLOYMENT BENEFITS  
JUNE 30, 2020**

**Schedule of the Town's Contribution**

	<u>June 30, 2020</u>	<u>June 30, 2019</u>	<u>June 30, 2018</u>	<u>June 30, 2017</u>
Actuarial determined contribution	\$ 6,639,492	\$ 7,075,463	\$ 5,580,666	\$ 5,575,718
Contributions in relation to the actuarially determined contribution	<u>(1,820,876)</u>	<u>(1,715,869)</u>	<u>(1,525,583)</u>	<u>(1,210,598)</u>
Contribution deficiency (excess)	<u>\$ 4,818,616</u>	<u>\$ 5,359,594</u>	<u>\$ 4,055,083</u>	<u>\$ 4,365,120</u>
Covered-employee payroll	\$ 32,165,485	\$ 30,891,835	\$ 29,992,073	\$ 27,445,923
Contributions as a percentage of covered- employee payroll	5.66%	5.55%	5.09%	4.41%

**Note:** This schedule is intended to present information for 10 years. Until a 10-year trend is compiled, information is presented for those years for which information is available.

See notes to required supplementary information.



**TOWN OF BELLINGHAM, MASSACHUSETTS  
REQUIRED SUPPLEMENTARY INFORMATION  
OTHER POSTEMPLOYMENT BENEFITS  
JUNE 30, 2020**

<b>Schedule of Investment Return</b>				
	<u>June 30, 2020</u>	<u>June 30, 2019</u>	<u>June 30, 2018</u>	<u>June 30, 2017</u>
Annual money-weighted rate of return, net of investment expense	1.32%	1.43%	0.57%	2.75%

**Note:** This schedule is intended to present information for 10 years. Until a 10-year trend is compiled, information is presented for those years for which information is available.

See notes to required supplementary information.

**TOWN OF BELLINGHAM**  
**NOTES TO REQUIRED SUPPLEMENTARY INFORMATION**  
**JUNE 30, 2020**

**Pension Plan Schedules**

**A. Schedule of the Town's Proportionate Share of the Net Pension Liability**

The Schedule of Town's Proportionate Share of the Net Pension Liability details the allocated percentage of the net pension liability; the proportionate share of the net pension liability, and the covered employee payroll. It also demonstrates the net position as a percentage of the pension liability and the net pension liability as a percentage of covered payroll.

**B. Schedule of Town's Contribution**

Governmental employees are required to pay an annual appropriation as established by PERAC. The appropriation includes the amounts to pay the pension portion of each member's retirement allowance, an amount to amortize the actuarially determined unfunded liability to zero in accordance with the System's funding schedule, and additional appropriations in accordance with adopted early retirement incentive programs. The appropriations are payable on July 1, and January 1. The Town may choose to pay the entire appropriation in July at a discounted rate. Accordingly, actual contributions may be less than the "total appropriation". The pension fund appropriation is allocated to the Town based on covered payroll.

**C. Schedule of the Commonwealth's Collective amounts of the Net Pension Liability**

The Commonwealth of Massachusetts is a nonemployer contributor and is required by statute to make all actuarially determined employer contributions on behalf of the member employers which creates a special funding situation. Since the Town does not contribute directly to MTRS, there is no net pension liability to recognize. This schedule discloses the Commonwealth's 100% share of the collective net pension liability that is associated with the Town; the portion of the collective pension expense as both a revenue and pension expense recognized by the Town; and the Plan's fiduciary net position as a percentage of the total pension liability.

**D. Changes in Plan Provisions – None**

**Other Postemployment Benefits Schedules**

**A. Schedule of the Town's Net OPEB Liability and Related Ratios**

The Schedule of the Town's Net OPEB Liability and Related Ratios presents multi-year trend information on changes in the plan's total OPEB liability, changes in the plan's net position, and ending net OPEB liability. It also demonstrates the plan's net position as a percentage of the total liability and the plan's net OPEB liability as a percentage of covered-employee payroll.

**TOWN OF BELLINGHAM**  
**NOTES TO REQUIRED SUPPLEMENTARY INFORMATION**  
**JUNE 30, 2020**

**B. Schedule of the Town's Contribution**

The Schedule of the Town's contributions includes the Town's annual required contribution to the plan, along with the contribution made in relation to the actuarially determined contribution. The Town is not required to fully fund this contribution.

**C. Schedule of Investment Return**

The Schedule of Investment Return includes the money-weighted investment return on the Plan's other postemployment assets, net of investment expense.

**D. Changes in Provisions - None**



## Town of Bellingham

---

OFFICE OF THE  
***Fire Department***

January 20, 2022

### **REPORT OF THE FIRE DEPARTMENT**

#### **PERMANENT PERSONNEL**

Fire Chief Steven P. Gentile\*  
Deputy Chris Milot\*\*  
Capt. Joseph Robidoux\* (I.T. officer)  
Capt. Dan Donovan\*\* (Fire prevention)  
Sec. Debby Delarda

#### **SHIFT CAPTAINS**

John Glennon\*\*, Jason Bangma\*\* Neil Coakley\*\* Robert  
Provost III\*\*

#### **SOUTH LIEUTENANTS**

Joseph Altomonte \*\*, Brad Kwatcher\*\*, Bethany Cloutier\*\*,  
Mark Lister\*\*.

#### **PRIVATEES**

Daniel Viveiros\*\*, Bria Adams\*\*, Andrew Calzone\*\*, Alyssa  
Marcoux\*\* Joseph Avellino\*\*, Corey Lemon\*\*, Jason Lacasse\*\*,  
Jean St George\*\*, Fabrice Dragon\*\*, Joseph T. Robidoux \*\*,  
Zachery Spencer\*\*, Michael Nassise\*\*, Justin Laferte\*\*, Derek  
Kesselman\*\*, Derek Logan\*\*.

*\* Denotes Emergency Medical Technician*

*\*\*denotes Paramedic*

### **FIRE DEPARTMENT ACTIVITY**

Total activity for 2021 was 8913 calls for service. 2779 Ambulance calls, 2916 fire calls, 3218 Inspections and plan reviews. The total is inclusive of these. Permits were issued in the amount of \$ 69,950.25.

### **INSPECTIONS AND PERMITS**

Several tenants moved into the Bellingham Commons II Plaza at 191 Mechanic St as well as at 799 South Main Street after inspections were completed. There are several construction projects underway including several new tenants at the three major plazas on Hartford Ave. The residential development on Pulaski Blvd and Crystal Way are well underway and many homes are occupied. Commercial building at 190 Mechanic St is in the process of finishing up a warehouse with an unknown tenant. Also, another 40-b project is in the works on Mechanic St which will have housing of 5 buildings each just like the Charles on North main St.

Several housing developments plans have been submitted for review and are at various stages of review at the Planning and Zoning Boards.

As I suggested in the last three years, a staffing plan to increase personnel and staff a fire station in North Bellingham area is going to need to be addressed. The Town should have the developer contribute funding to address the needs for the North end of town.

It is a proven fact that inspection of businesses throughout the year by fire personnel has helped keep the incidents of fire in these establishments to a minimum. All local businesses are to be commended for their cooperation in trying to make their places of business violation free for the safety of their employees and patrons.

### **FIRE PREVENTION, PUBLIC SAFETY, AND EDUCATION**

All schools were inspected, and the required four fire drills were held. Public Education Co-coordinator Brad Kwatcher continues to go to the elementary schools to reinforce the "Learn Not to Burn" and the World Series of Fire Prevention curriculums. The cooperation of the teaching staff and the School Administration has been superb allowing the program to be successful. A S.A.F.E. grant for FY 2012 in the amount of \$5,265 was awarded in December and Chief Gentile secured the S.A.F.E.

Grant for FY 13 in the amount of \$5,265 the SAFE grant for 2014 of \$7,700 as well as the Safe Grant for 2015 and 2016 for \$8,018 and \$7700 for 2017, \$7700 in 2018, and \$7,700 in 2019, and \$7,700 in 2020 as well as \$7700 in 2021.

All School events were cancelled due to the pandemic and zoom fire education took its place for the first time in its history.

The program for high school seniors was continued again this year. The program covered fire hazards of college dormitory living.

In 2022 the Fire Safety trailer will be brought to all the Town's elementary schools to provide a simulation of fire hazards in the home as well as to have the students learn to crawl under "smoke" and safely exit the trailer. The program will take place under the direction of P.V.T. Brad Kwatcher and other department members. As Chief I would like to thank Brad for his time, he has devoted to the education of our school aged children. He has also stepped up to teach or senior population in fire safety as well. This was cancelled due to the covid pandemic.

In addition to the above program a "Mock Accident" was conducted for the senior class. It was well received and touched upon the problem of drinking and driving. I want to thank all who participated including high school staff, students, Cartier Funeral Home, and the District Attorney's office. It was a realistic portrayal from the extrication of the "victims", transportation in a hearse, wake, funeral, etc. I hope that all students came away with a better understanding of how this affects all involved including family, classmates, and teachers.

The ride to school auction item for the PTO is working well and I am glad to offer this.

The department participated in demonstrations at Home Depot, Wal-Mart, Goddard School, Old Navy, and the Santa program in association with the Lions Club.

An open house was not held at the Fire Station due to the covid Pandemic for the second year in a row.

The Chief wishes to caution all residents with woodstoves and other solid Fuel heating devices that maintenance and periodic cleaning of these and Other heating device is critical. Residents are also cautioned against Placing hot ashes into combustible containers as well as placing combustibles too close to hot surfaces. Never use flammable or combustible liquids to light a fire in a woodstove or fireplace.

The Chief wishes to remind residents that fire personnel are available to speak at meetings of various social and professional groups. To obtain a speakers call the fire station at 966-1112 several weeks in advance of the desired date. This will be in effect again was the pandemic is gone.

### **VEHICLES, PERSONNEL, EQUIPMENT AND TRAINING**

Personnel received training for recertification requirements Under the direction of ALS Co-coordinator Mark Lister and EMS Coordinator Alyssa Marcoux.

Department members participated in educational classes at the Mass. Firefighting Academy via Zoom.

All personnel were trained throughout the year by Captain Robidoux who put together a strenuous training program.

The department encourages businesses to consider purchasing a Knox Box for their respective businesses. This method of key control allows fire department personnel access to the business in off-hours to provide emergency services.

The South Fire Station remains open with hopes to get it up to full staffing.

The Department Lost a big part of its leadership core with the retirement of Captain Joseph Robidoux. Capt Robidoux put in a lot of time training the younger firefighters and his leadership will be missed. On behalf of the whole department we wish him well.

### **BUILDINGS**

With the commercial growth in the north end of Town some consideration may need to be given to relocating the main headquarters further north and staffing the South Station fully to allow coverage to all sections of town.

## **OTHER**

The Chief urges residents to install, maintain, and periodically test smoke and carbon monoxide detectors. It has been proven time and time again that the early warning provided by smoke detectors helps in allowing occupants time to escape. It also results in earlier notification of the fire and may help in reducing fire damage.

I would like to say to the residents of Bellingham, that I as Chief am very proud of the men and women of the Bellingham Fire Department. I respect the effort they all put in day in and day out sometimes in some deplorable conditions. I want to also thank the Executive Board of local 2071 for their patience and understanding and look forward to working with them in the upcoming year.

In closing, I wish to thank the Board of Selectmen, Town Administrator Denis Fraine, Police, DPW and all other Town Departments and Boards for their assistance whenever called upon. Appreciation goes to Deputy Chris Milot, Captain Joe Robidoux, Captain Dan Donovan, Deb Delarda, and all the firefighters for their cooperation in my efforts to better serve the citizens of Bellingham.

Respectfully submitted,

Steven P. Gentile  
Fire Chief





# ANNUAL REPORT 2021

## BELLINGHAM HISTORICAL COMMISSION



ESTABLISHED 1973

PUBLISHER OF THE CRIMPVILLE COMMENTS

### A YEAR OF CHANGE

For the Historical Commission 2021 was a year of growth and change.

#### Leadership

In February, Bob Donahue, a member of the Commission, passed away. Bob was very active in Bellingham; in addition to his work on the Historical Commission he was on the School Committee, a founder of Bellingham Friends of Music, and on the School Building Committees. This year also saw the resignation of long-serving Commission member Priscilla Compton.

At the May meeting of the Commission, the commission members voted in officers. Rick Marcoux was voted Chair, Steve Joanis, Vice-Chair and Bernadette Rivard, Secretary. In the spring the Select Board appointed Marjorie Turner Hollman to fill an open seat on the Commission, joining other members Pam Johnson and Franco Tocchi.

The Commission is in the process of renovating the Bellingham Historical Museum. The museum is a repository for artifacts, documents, photographs and personal collections that help others to envision and understand the lifestyle and concerns of the citizens of Bellingham since the incorporation in 1719.

We hope to reopen the newly renovated and reorganized museum by mid-2022.


#### Planning and Organizing for the Future

2020 was a year of planning and organizing for the future. A mini-split heating/air conditioning unit was added to the museum building for the comfort of visitors and maintenance of collections.


We have expanded our online presence. Board meeting agendas and minutes are posted on the Historical Commission's page on the town website. We have an electronic newsletter where we share periodic Commission news and in 2021 we published two issues of the Crimpville Comments. The summer issue focused on identifying Bellingham's Historical Cultural Assets and memories of Bellingham in summers past. The winter issue focused on Bellingham in winters past, with stories of the winters of 1940, 1921 and 1978 as well as the history of the Bellingham Lion's Club "Santa Sleigh Ride". To the right is one of our favorite photos that we discovered in 2021. It is a photo of the 1921 ice storm. The trees in this photo are the view from the home of Hilda Thayer (on the corner of Routes 126 and 140 - Mechanic and South Main Streets) looking out onto Route 140. Just outside the fence were trolley tracks of the Milford and Woonsocket Street Railway.



The Commission members are working on reorganizing the collections for display. We identified some of our top tier historical assets. Here are photos and descriptions of a few of them. We have many more to share with the community when the museum opens, so stay tuned!



The weather worn 1767 Mile Marker to Boston has been professionally restored and we plan for a replica to be made to be posted in its original location on Hartford Avenue.



This pew/bench, which is original to the 1802 Town Hall Meeting Room, was in dire disrepair and was restored in 2021 by Bellingham residents Avery & Susan Osgood.



Left: Bellingham's Boston Post Cane, circa 1909. A replica is given to the oldest resident in town, currently Mary Markey who is 104 years old.


Right: 1891 bell that was from the Center School which was located where the current municipal center is now located.



### Community Engagement

Last year the Commission launched a new, online newsletter to share news and information with the Bellingham community. It currently has 203 subscribers, 20% more than last year!

This year we launched an application process for community members to apply to donate artifacts and materials to the museum. We approved our first application at our December 2021 meeting. We accepted Diane Slopak's dollhouse replica of her grandparents (Alcide 'John' and Anna Bruneau) 1820 Cape Cod style home at 156 Mechanic Street. It will be on display when the museum opens!



The Commission members look forward to expanding access to the museum, learning more about our collections and role in the community, and being the resource that community members look to when researching Bellingham history.

Respectfully submitted,

Bernadette Rivard

Secretary, Bellingham Historical Commission



## TOWN OF BELLINGHAM

Department of Inspections  
10 Mechanic Street  
Bellingham, MA 02019  
508-966-5820

Timothy Aicardi  
Building Commissioner/Zoning Officer  
email: [taicardi@bellinghamma.org](mailto:taicardi@bellinghamma.org)

### 2021 Annual Report Inspectional Services Staff

Timothy Aicardi	Building Commissioner
Stephen Johnson	Local Inspector
Michelle Brunelle	Administrative Assistant – Inspectional Services
Bruce Wilson	Board of Health Inspector
Laura Renaud	Administrative Assistant – Board of Health
Trudy Black	Assistant
Roger Gaboury	Inspector of Plumbing & Gas
Gene Reckert	Inspector of Wires
Fran Sebio	Assistant Plumbing & Gas Inspector
Jay Palermo	Assistant Plumbing & Gas Inspector
Barry Iadarola	Assistant Plumbing & Gas Inspector
William Clinton	Assistant Wiring Inspector
Pierette Corriveau	Support Staff
Deborah Burr	Support Staff


I respectfully submit to the Select Board and the citizens of Bellingham the following information regarding all the permits and certificates issued during the calendar year of 2021. We currently enforce the Massachusetts amendments to the 2015 International Residential Code, the 2015 International Building Code as well as the Massachusetts Plumbing & Gas Codes and the National Electrical code.

We have successfully identified and inspected many of our multi-family apartment buildings as well as maintained the registration of our foreclosed and abandoned homes for safety.

Our goals of the department are to make the permitting process more convenient with online permitting for the residents of Bellingham. We provide a professional service to our tradespeople while reducing the intake of paper to the department. We submit monthly census reports to the US Commerce Department. We work with other departments on a daily basis in an effort to move all of our projects forward in a timely manner.

All fees are collected and submitted to the treasurer's office daily. The office hours of Inspectional Services are Monday through Thursday 7 am – 4:30 pm. and Friday 7am – 1pm. for all permits.

Sincerely,

  
Timothy Aicardi, CBO  
Inspector of Buildings

**Total Permit fees 2021**

<u>Residential Building Permits &amp; Certificates Issued</u>	<u>Qty</u>	<u>Estimated Cost</u>	<u>Fees Collected</u>
Single Family Dwellings	40	9,649,039.	98,610.
Single Family Dwellings – No Fee	10	1,832,852.	0
Multi-Unit Dwelling Apt Stacked Condo	4	26,790,000.	267,920.
Additions	39	1,325,983.	14,430.
Accessories	70	980,821.	10,410.
Accessories/Fences & Sheds	59	412,772.	3,240.
Foundations	1	15,000.	150.
Demolitions	13	102,155.	1,120.
Solar	101	2,107,450.	32,090.
Renovations	619	8,025,599.	87,505.
Mechanical/Sheet Metal	25	224,505.	1,350.
Additional Fee	1		190.
Abandoned/Foreclosed	16		1,600.
Duplicate Permit	3		150.
Safety	50		3,435.
Safety – No Fee	11		
Occupancy – New	40		1,950.
Occupancy – Existing	13		375.
<b><u>Residential Totals</u></b>	<b><u>1115</u></b>	<b><u>51,466,176.</u></b>	<b><u>524,525.</u></b>
<u>Commercial Building Permits Issued</u>	<u>Qty</u>	<u>Estimated Cost</u>	<u>Fees Collected</u>
New	3	1,287,779.	12,900.
Accessories	19	2,978,491.	30,090.
Accessories – New Building	1	287,690.	2,890.
Foundation	1	30,000.	300.
Demolition	3	7,500.	720.
Tenant Fit-Up – Existing (No Change)	8		300.
Tenant Fit Up – Existing (Remodel)	3	790,614.	10,950.
Tenant Fit Up – New Building			
Addition	1	7,500.	80.
Renovations	24	2,098,449.	23,375.
Renovations – No Fee	3	65,000.	0
Sheet Metal Mechanical	2	5,300.	150.
Signs	30	226,227.	4,875.
Fence			
Sprinkler	2	10,300.	250.
Trailer	1		1,200.
Additional Fee			
Temp. Fencing	1		450.
Tent	3	2,550.	225.
Solar	1	5,428,285.	81,424.
Occupancies	7		625.
<b><u>Totals for Commercial</u></b>	<b><u>113</u></b>	<b><u>13,225,685.</u></b>	<b><u>170,804.</u></b>
<b><u>Grand Total All Permits</u></b>	<b><u>1228</u></b>	<b><u>64,691,861.</u></b>	<b><u>695,329.</u></b>



## TOWN OF BELLINGHAM

OFFICE OF THE  
*Plumbing & Gas*

### ANNUAL REPORT – PLUMBING & GAS INSPECTOR 2021

To the Honorable Board of Selectmen and Citizens of Bellingham. Please see the chart below showing permits issued in 2021. I wish to thank all the Town Officials for their assistance.

Respectfully submitted,

*Roger E. Gaboury*

Roger E. Gaboury

MONTH	PERMITS ISSUED – PLUMBING	FEE RECEIVED PLUMBING	PERMITS ISSUED – GAS	FEE RECEIVED GAS
January	17	1420.	18	1150.
February	16	2850.	12	1000.
March	15	1680.	16	1160.
April	21	2640.	20	1510.
May	20	2680.	29	2380.
June	18	1910.	14	1100.
July	18	2180.	21	1450.
August	26	2160.	26	1820.
September	26	95842.	20	940.
October	21	2524.	27	1910.
November	31	3740.	33	2170.
December	21	4210.	18	1670.
<b>Total received</b>	<b>250</b>	<b>123,836.</b>	<b>254</b>	<b>18,260.</b>




## TOWN OF BELLINGHAM

OFFICE OF THE  
*Inspector of Wires*

### ANNUAL REPORT – WIRING INSPECTOR 2021

To the Honorable Board of Selectmen and Citizens of Bellingham. Please see the chart below showing permits issued in 2021. I wish to thank all the Town Officials for their assistance.

Respectfully submitted,



Eugene F. Reckert

MONTH	PERMITS ISSUED	VALUE OF WORK	FEE RECEIVED
January	11	123,714.	2350.
February	27	134,451.	3265.
March	48	318,789	5405.
April	36	177,361.	4455.
May	49	1,987,167.	57,035.
June	63	214,022.	6680
July	42	4,723,926.	4493.
August	55	41,852.	8814.
September	78	4,716,922.	138,407.
October	51	239,607	5568.
November	58	531,102.	11,541.
December	50	388,262.	10,605.
Total received	568	13,897,175.	258,618.

---

## BELLINGHAM

### 2021 REPORT OF THE NORFOLK COUNTY MOSQUITO CONTROL DISTRICT

---

NCMCD operations apply an Integrated Pest Management (IPM) approach to mosquito control that is rational, environmentally sensitive, and cost effective.

#### Surveillance

NCMCD is engaged in an intensive monitoring process through weekly field collections and data analysis in collaboration with the Massachusetts Department of Public Health (MDPH) to detect for disease-vectoring mosquitoes. Virus isolations assist us in focusing our surveillance to hot zones thereby allowing us to alert nearby towns of a potential epidemic. Public requests for service alert us to high numbers of nuisance mosquitoes.

Virus Isolations in the town:	12 samples submitted, no isolations in 2021
Requests for service:	262

#### Water Management

Communication with residents and town/state/federal officials, site visits, monitoring, wildlife management, and land surveys while maintaining regulatory compliance is integral to the management of waterways that may contribute to mosquito breeding. Pre- to post-management documentation allows us to assess the efficacy of our work. Tire collections remove a common breeding site of mosquitoes.

Culverts cleared	12 culverts
We also shovel hydrants when needed while conducting culvert work	0 hydrants
Drainage ditches checked/hand cleaned	820 feet
Intensive hand clean/brushing*	600 feet
Mechanical water management	0 feet
Tires collected	0

\* Combination of brush cutting and clearing of severely degraded drainage systems or streams by hand.

#### Larval Control

When mosquito larval habitat management is not possible, larval mosquito abatement is the most environmentally friendly and effective method of mosquito control. An intensive monitoring program, aides in our decision to effectively target culprit locations.

Spring aerial larvicide applications	(April)	44.1 acres
Summer aerial larvicide applications	(May – August)	0 acres
Larval control - briquette & granular applications by hand		10.3 acres
Rain basin treatments – briquettes by hand (West Nile virus control)		1,866 basins
Abandoned/unopened pool or other manmade structures treated		0

#### Adult Control

Adult mosquito control is necessary when public health and/or quality of life is threatened either by disease agents, overwhelming populations, or both. Our surveillance program, along with service request data and state of the art GPS and computer equipment, allows us to focus our treatments to targeted areas.

Adult aerosol ultra low volume (ULV) applications from trucks	7,562 acres
Barrier applications on municipal property	0 applications

---

Respectfully submitted,

David A. Lawson, Director



# BELLINGHAM PLANNING & ZONING

10 MECHANIC STREET BELLINGHAM, MASSACHUSETTS 02019  
(508) 657-2892; [plan-zone@bellinghamma.org](mailto:plan-zone@bellinghamma.org)

December 30, 2021

To the Honorable Selectboard and the Citizens of the Town of Bellingham:

In 2021, the Planning and Zoning Department continued its mission to administer short and long-range planning efforts that seek to support balanced smart growth, promote economic development, and improve the quality of life for the residents of Bellingham.

The Department provides support to the Planning Board and the Zoning Board of Appeals and provides technical review of all Subdivision, Development Plan, and land use Special Permit and Variance applications. The Department continually seeks to improve upon the Zoning Bylaws and Subdivision Regulations to foster sustainable, diverse development including the use of smart growth, low-impact development concepts. The Department is staffed by one full-time Town Planner and Zoning Compliance Officer and Planning Board Coordinator.

The Department also administers zoning compliance. Within this role, the Compliance Officer works closely with the Building Inspector and other Departments to administer and enforce the zoning bylaw. Additionally, the position looks to evolve zoning standards and provide staff support to the Zoning Board of Appeals.

## Planning Board

The Planning Board is a five-member board with one associate member. The Planning Board is established under Massachusetts General Law Chapter 41 section 81A and is guided by the Town Charter, Zoning Bylaws, and Subdivision Regulations. It is supported by a full-time Town Planner and a Coordinator.

Once again, despite the global pandemic impacting the economy worldwide, the Board and the Town continued to see steady development in 2021. The Board finalized a 171 unit residential development behind town hall that will provide for multimodal connectivity to the town center business district for hundreds of residents and provide significant open space. The Board is also nearing completion of their review on a 108 unit townhome development at the location of the former Bungay Brook golf course and begun review of three industrial proposals in North Bellingham.

2021 was possibly a record setting year for building permits for previously permitted planning projects. The 350,000 square foot warehouse and distribution facility along Mechanic Street now has a tenant, Bellingham Shores Subdivision, two solar facilities and Curtis Apartments all have begun construction. Many sites continue to make progress as well. Lakeview Estates, 100 units subdivision is nearly 75 percent complete and a number of smaller residential and industrial sites are nearly complete.

The Planning Board is currently organized as follows:

William F. O'Connell Jr.	Chairman
Brian T. Salisbury	Vice Chairman
Philip M. Devine	Member
Dennis J. Trebino	Member
Elizabeth Berthelette	Member
Rob Lussier	Associate Member

The Planning Board held the following meetings during 2021:

- 2 Site Walks
- 2 Executive Sessions
- 20 Regularly scheduled meetings



During the year, the following actions were taken:

- 81-P's, Form A, Approval Not Required – 7 total, both approved
- Preliminary Subdivision – 1 submitted, 0 under review
- Definitive Subdivisions – 2 submitted, 1 under review, 1 Notice of Withdrawn
- Definitive Subdivision Modification – 0 submitted
- Development Plan Approval – 2 submitted, all approved
- Development Plan Modification – 0 submitted
- Scenic Road – 0 submitted
- Special Permits:
  - Flexible Parking – 0 submitted,
  - Major Business Complex – 0 submitted
  - Inclusionary Housing – 0 submitted
  - Back Lot – 0 submitted
  - Bulk Storage – 0 submitted
  - Marijuana Cultivation – 0 submitted
  - Townhome – 0 submitted
  - Multi-Family – 0 submitted and approved
  - Multi-Family Modification – 0 submitted and approved
- Site Plan Review – 1 submitted
- Discussion for Street Acceptance – 0 submitted and recommended
- Extension Requests for Existing Permits – 0 submitted and approved
- Lot Release Requests – 0 submitted and approved
- Minor Modifications – 1 submitted and approved
- Bond Releases or Bond Acceptances – 0 acceptance submitted and approved
- Grant of Easement – 0 - Recommend

The Planning Department holds regular office hours Monday through Thursday from 8:30 AM to 4:30 PM and Friday from 8:30 AM to 1:00 PM. The Planning Board operates from the office located at the Municipal Center at 10 Mechanic Street. Planning Board meetings are the 2nd and 4th Thursday of each month in the Municipal Center, unless otherwise posted.

We look forward to serving the Town of Bellingham in the coming year.

Respectfully Submitted,

BELLINGHAM PLANNING BOARD

William F. O'Connell Jr.	Chairman
Brian T. Salisbury	Vice Chairman
Philip M. Devine	Secretary
Dennis J. Trebino	Member
Elizabeth Berthelette	Member
Robert Lussier	Associate Member

#### Zoning Board of Appeals

The Zoning Board of Appeals (ZBA) is established under Massachusetts General Law Chapter 40A and is guided by the Town of Bellingham's Zoning Bylaw. The ZBA acts as one of Bellingham's Special Permit granting authorities, with a broad range of responsibilities on issues regarding development and land use. The Board hears applications for comprehensive permits for proposed housing developments under M.G.L. Chapter 40B. The Board also considers requests for relief from the town's Zoning Bylaw when applicants believe the literal enforcement would cause hardship and that granting such relief would not significantly impair the public welfare or cause detriment to the neighborhood.

The Zoning Board of Appeals is organized as follows:

Brian Wright	Chairman
Peter Gabrielle	Vice Chairman
Arturo Paturzo	Member
Brian Salisbury	Member
Ryan Shamas	Member
Jason Berthelette	Alternate Member

All ZBA meetings are conducted as open meetings to which the public is invited. All cases are a matter of public record and the documents pertaining to them are filed with the Town Clerk. Fifteen (15) new cases were filed during 2021 with action on new and pending cases as follows:

- 65 Hixon Street – Special Permit – Animal Kennel- Granted
- 12 Overlook Drive – Special Permit – Family Apartment – Granted
- 109 Patricia Drive – Special Permit for Animal Kennel- Granted
- 366 Lake Street – Variance – One car garage - Granted
- 206 Mechanic Street – Variance and Special Permit – Warehouse Distribution -Granted
- Mechanic Street/Charles River – Special Permit – Earth Removal - Granted
- 103 Maple Street – Variance – Withdrawn
- 151 Maple Street – Variance – parking – Withdrawn
- 161 & 169 Maple Street – Appeal – Denied
- 17 Indian Run Road – Special Permit – Family Apartment – Granted
- 151 Maple Street – Special Permit – Withdrawn
- 700 Pulaski Blvd – Variance – Office Use - Granted
- 148 Depot Street – Variance – Withdrawn
- 325 – 327 Lakeshore Drive – Variance/Special Permit – Withdrawn
- 6 Acorn Street – Special Permit Renewal – Granted

An important item to note here is that with the approval of the comprehensive permit at 161-175 Mechanic Street, Curtis Apartments, the Town of Bellingham is now above the required 10 percent affordable housing inventory in accordance with the Massachusetts Department of Housing and Community Development. The Town received certification of their Housing Production Plan from DHCD and is in compliance with M.G.L. 40B which allows for the Town to consider future comprehensive permits but is not required to approve a comprehensive permit if the Town remains in compliance. This puts the Town back in control of its local bylaws.

Respectfully submitted,  
BELLINGHAM ZONING BOARD OF APPEALS

Brian Wright	Chairman
Peter Gabrielle	Vice Chairman
Arturo Paturzo	Member
Brian Salisbury	Member
Ryan Shamas	Member
Jason Berthelette	Alternate Member

BELLINGHAM PLANNING AND ZONING DEPARTMENT STAFF  
Jim Kupfer, Town Planner/Zoning Compliance Officer  
Amy Sutherland, Planning Board Coordinator  
Laura Renaud, Zoning Clerk



CHIEF OF POLICE  
GERARD L. DAIGLE

## Bellingham Police Department

30 Blackstone Street  
BELLINGHAM, MASSACHUSETTS 02019  
Tel. 508-966-1515  
FAX 508-966-4669

From: Police Chief Gerard L. Daigle

Date: January 26, 2022

Subject: Annual Town Report

As Chief of Police, I hereby submit the annual report of the Bellingham Police Department for the year ending December 31, 2021.

The effects of Covid-19 have certainly had an impact on the Police Department and the entire criminal justice system here in the Commonwealth. Interaction with the public, access to the police station, court proceedings, etc. have all been altered, and much business is still conducted virtually by our courts.

In terms of the health and safety of our Police Officers. We have been extremely lucky and have had our share of positive cases and illnesses. Our public safety, first responders are right out there on the front lines every day, dealing with situations and assisting the citizens of our community that are not only in need of assistance, but are not feeling well, needing transport to the local hospitals for a myriad of health issues.

We've come to rely more and more on working in conjunction with our members of the Fire Department not only on the non-stop calls for service, but our meetings and collaboration in our Emergency Management Teams. Meetings and updates on a steady basis are crucial in these times, and our working together in terms of responses and the proper equipment for us all to do our jobs safely has been great. Our public safety personnel cannot drop their guard for an instant.

Many of the programs that were operating have also seen an impact and delay due to the Covid-19 issue. We are beginning to see programs such as our T.R.I.A.D. programs with the senior citizens, overdose and mental illness programs with our District Attorneys and Counseling agencies and other various programs coming back little by little as we get through these trying times.

In last years report I mentioned the December 31, 2020, enactment of the "Police Accountability Bill" put in place as a major change for the upcoming year 2021. This is still a work in progress, with various portions being put into effect with deadlines that we must adhere to.

So far, we've had to enter all employees (past and present) into a data base, all training of employees, all discipline issues, updated policies in certain categories. We are now currently working on the next set of reform measures such as policies on de-escalation, body worn cameras, accreditation, just to name a few matters under these recent legislative changes.

One major impact that the legislation calls for is the upgraded training of Part Time Police Officers, and Auxiliary Police Officers. Much discussion and controversy has erupted over this and the amount of training being required for these Officers. Some Towns rely mostly on part time Officers and are having trouble getting people to commit to the so call "Bridge Academies" that are being put in place. Someone being a volunteer or part time Police Officer will have a hard time committing to all of the hours of training being required. Because of these new standards we have put the operations of our Auxiliary Police Department on hold, until we can evaluate our options in this area.

We have always held the training of our Auxiliary Police force to a higher level than what was required by the State. But, now with these new standards, this will be utterly impossible to accomplish.

Back in the 1970's I began my career in Law Enforcement by joining the Bellingham Auxiliary Police to get a feel for the profession. This organization has allowed me as Chief to evaluate up and coming candidates for our full time Police Force by having a mechanism to gauge their performance and interest in the profession. We might be seeing an end to this organization this coming year.

This year we welcomed the addition of 5 new Police Officers to the force. With upcoming vacancies and predicted retirements, this process of hiring will be going on for some time and we will be seeing more and more new Officers joining the ranks of our department. Besides having been shorthanded, we are now beginning to plan for upcoming future retirements and begin to bring people on to get started on the required 6 months of training.

Our once small Town continues to grow, and the calls for service are not going to go down. The recruitment of future public safety personnel is going to be hard, but very crucial for the protection and wellbeing of our citizens.

One major project undertaken this year was with our School Department. Thanks to our School Superintendent and our School Resource Officers, we have a program in the schools with a Comfort Dog named Blue. So far, the program has been a tremendous success with our students and school staff. Officer Lenny Gosselin was instrumental in the upstart of this program; Officer Doug Houston works with the dog, and the program has been supported 100% and overseen and coordinated by our School Superintendent Peter Marano.


As a department, our goal is to get through these tough covid times and continue to provide the best level of service to the citizens of our Town.

In closing, I would like to thank my administrative staff and all of the members of the Police Department for another year of hard work and dedication.

Also, a thank you goes out to our Town Administrator and our Selectboard.

Sincerely,

Chief Gerard L. Daigle





# Bellingham Public Library

## Bellingham, Massachusetts

*"The hub of the community...where people and ideas come together"*

## Annual Report 2021

Honorable Members of the Select Board and the Bellingham Community:



*Our plexiglass, self-checkout stations, and stanchions remained in place throughout 2021 for patron and staff safety.*

Due to the continued coronavirus pandemic, the library started 2021 much like it operated off and on throughout 2020, with the building closed to the public and with lobby pickup and phone service only.

Opening to the public in March 2021, we offered Grab & Go service and lobby pickup of library materials until June. In June, services expanded to include opening all browsing areas and returning some study tables and chairs, and adding more public computers that no longer required advanced reservations.

In July, we expanded open hours and made a short-lived decision for masks to be optional for vaccinated staff and patrons, with masks still requested in the children's room. By August, the beginnings of the Delta variant were starting to be reflected in rising case counts and we went back to requesting all staff and visitors wear masks, regardless of vaccination status, due to Norfolk County being in the CDC designated "moderate" risk category.

In September, we expanded our hours to be open 51 hours per week, meeting our state requirement of 50 hours. We reopened our meeting rooms for reservations and resumed our afterschool programming. In early December the Omicron variant was identified and we saw case counts rising again. No services were pulled back in late 2021, but library management was closely monitoring the situation in the event another adjustment might be needed in early 2022.

The past two years have been very challenging for us to offer the level of service that the library had offered in the past, but with a dedicated staff we have been able to offer virtual and remote services, and many, if not most, services in person since June of 2021.

We hope the late 2021/early 2022 setback in progress in fighting the pandemic is short-lived, and we can return by early spring of 2022 to expand services to best meet the needs of the Bellingham community.

### BELLINGHAM PUBLIC LIBRARY

### BOARD OF TRUSTEES

Suzanne Garten  
Chair

Nicole Buckley  
Vice Chair

Laura Howard  
Secretary

Carol Bird



## AT A GLANCE - COVID'S CONTINUED IMPACT ON LIBRARY SERVICES

### Services


- Nearly half of the residents have a library card.
- Nearly 30,000 visitors in 2021, up from only 20,000 in 2020, but still way behind our 100,000 visitors we had in 2019.
- Our volunteer program resumed in September of 2021, with 245 hours logged, less than the 363 hours in 2020 and less than 20% of the 2019 hours.
- Our WiFi usage is still significantly down from 2019, from over 10,000 sessions to under 2,000. This is equal to the percentage decline in library visitors.
- As museums slowly reopened, our pass usage increased to 171 from 108 in 2020, but lags behind our 2019 use of over 600.
- Public copier usage increased to about 2,000 prints per month, up from under 900 prints per month in 2020, but still significantly down from 3,300 in 2019.

### Collections

- 63,406 items (books, DVDs, audiobooks and more) were checked out of the library in 2021, 28% more than the 45,776 in 2020, but still 22% lower than in 2019.
- 12,527 eBooks were checked out in 2021, a 13% increase over 2020 and a 21% increase over 2019.
- The library collection has nearly 58,000 items, including more than: 50,000 books, 4400 DVDs, 3300 audiobooks and music CDs, and 250 magazine issues.

*The Library Board of Trustees generally meets on the 2nd Thursday of the month at 7 pm. All are welcome to attend.*

## FY2021-FY2025 STRATEGIC PLAN



As with all things 2020 and 2021, it was a difficult year to execute plans. Here's the status of our strategic planning projects.

- A new air conditioning chiller unit was installed in the building in the spring of 2020, providing more reliable temperature control for staff and patrons.
- Paint interior and exterior portions of the building. This project was funded at the November 2021 town meeting and will be scheduled for the spring of 2022.
- Acquire a vending machine so that snacks would be available for library patrons for consumption in the café and children's programs. This acquisition was delayed as we were closed and have no anticipated opening date for the café.
- We had hoped that updating the air conditioning unit would free up some storage space in the mechanical area. That did not happen so the library still has storage issues that we will need to find a solution for in the future.
- Scheduled for 2022 was a lighting upgrade, a plan to secure funding to upgrade the 30-year-old lighting fixtures. Depending upon other priorities, it might be a priority for 2023.
- Many of our plans for 2022 are on hold due to the ongoing pandemic, including: school outreach, starting a more formal homework club, and other programming.
- The good news is we are exploring the possibility of using town ARPA funds to create two outdoor-spaces: a deck outside the Children's Room for outdoor programming, and a patio outside the Teen Room with tables and chairs for people to enjoy our outdoor spaces.

## CHILDREN'S PROGRAMS

As with the rest of the country, we did our best to return to normal during 2021 in terms of children's programming. Early 2021 included virtual programming of all sorts, with some of our most popular being Alphabits on Zoom and the daily Boredom Buster videos that we released on our YouTube channel during the month of February. As the weather got warmer, we were able to get outside for a variety of programming including our Alphabits graduation ceremonies and Picnic Stories.

We purchased a couple of outdoor tents, which enabled us to do more programming outdoors throughout the spring and summer, including Krafty Kids and Ravenous Readers. We also took advantage of the Town Common to have some bigger events including the Toe Jam Puppet Band, which kicked off our summer reading program in front of a crowd of more than 150 people. We also had visits from Bruce the Bear and Elephant & Piggie, which helped make the summer programming successful.

The reading portion of this summer's reading program was mostly in-person, and was much more successful than last summer. We had three times as many participants (145) and nearly four times as many minutes read (121,813). We are hoping that this will lead us to even better numbers next summer!


The second half of the year, particularly starting in September, was really a return to normal - with masks, of course, as we adopted the school's mask guidance which mandates masks for everyone ages 3 and up regardless of vaccination status. With that in mind, our normal storytimes and after school programs returned in-person and in full force. Attendance at Alphabits, for example, was at about 75% of pre-pandemic numbers, which is better than expected. We also have a Zoom and a YouTube option for those families who wish to stay home but still want to participate in Alphabits. Ring a Ding and Baby Time returned with competitive numbers to the past. We also restarted homeschool programming and a Graphic Novel Book Club, which have also been good successes. The After School Kids (ASK) program, on the other hand, has seen a considerable drop in attendance as many parents are trying to limit their children's Covid exposure and limit after school mask-wearing. We expect those numbers to bounce right back when conditions allow them to.

In December, we were able to sneak in our fun annual (if smaller and lower attended) Polar Express Extravaganza and Gingerbread Mania programs, and it reinstalled a sense of normalcy for many families. This feeling, however, did not last long as the Omicron variant began exploding in mid-December and we canceled our New Year's Eve party. We anticipate Omicron and any other variants of the COVID-19 virus will affect programming in early 2022, but we are hopeful that the worst is behind us. Either way, we will make the adjustments necessary to best serve the families of Bellingham.

### CHILDREN'S PROGRAM STATISTICS

Due to the ongoing pandemic, our statistics, especially for children's programming, look very different again this year compared to 2019!

	2021	2020	2019
Number of In Person Programs	298	219	877
Children Attendance	4,839	5,140	15,455
Adult Attendance	2,675	2,736	9,502
Recorded Programs	169	183	
Recorded Program Views	3,554	8,774	



## PARTNERS

### **Massachusetts Board of Library Commissioners (MBLC)**

The MBLC is the state agency that certifies libraries and ensures state standards for library services are met.

Public libraries are required to meet certain budget and service levels each year in order to maintain certification and receive state aid. By maintaining certification, the library receives approximately \$25,000 each year.

The requirement that libraries meet the MBLC standards were reinstated in September of 2021, after many being waived since the pandemic began in March of 2020. The library applied for a waiver of the municipal appropriation requirement standard for the second consecutive year.

### **Central/Western Massachusetts Automated Resource Sharing (CWMARS)**

CWMARS is our library network. Our dues to the network fund the shared library patron and item database, a staff and public computer network, our Wi-Fi network and access to many electronic resources, including eBooks.

### **Massachusetts Library System (MLS)**

The library is a member of MLS, which provides delivery of library items between Massachusetts libraries, as well as access to online magazines, newspapers and journals. They also provide continuing education for library staff.

In 2021 over 16,000 items (books, DVDs, audiobooks and more) were borrowed from our partner libraries through MLS delivery. In addition, we sent out over 14,000 items to other libraries for their patrons. This resource sharing is a benefit to all libraries and library patrons.

## CONTINUED EXPANSION OF ELECTRONIC RESOURCES

We continue to expand the resources that people can access online. Most are available offsite. Those that are in library only are noted with an asterisk \*.

In 2021 we offered:

**A to Z World Travel, Food & Culture** - Recipes, culture, travel and country information at your fingertips!

**\*Ancestry.com** - This resource, to research family history and genealogy, that was originally only available for use in the library. It was offered to patrons for at home use in 2021. It has since reverted back to in library use only.

**Brainfuse's HelpNow** - Live tutors available daily from 2 pm to 11 pm to help students from kindergarten through adults with homework, study tips, etc.

**Flipster**— Online magazines. Offerings may vary from time to time based on patron demand.

**\*Fold3** - Premier collection of hundreds of millions of U.S. military records.

**Freegal** - Access to download and stream music from the Sony Music Library.

**Great Courses Library Collection** - Access over 250 unique courses to capture your curiosity or help you improve in areas you are passionate about.

**\*Heritage Quest** - Access to millions of census records, family histories, military and bank records.

**Hoopla**—Borrow movies, music, audiobooks, ebooks, comics and TV shows to enjoy on your computer, tablet, phone—and even your TV. No waiting, titles can be streamed immediately, or downloaded for offline enjoyment later. Hundreds of thousands of titles to choose from.

**IndieFlix** - Stream thousands of full-length feature films, shorts, documentaries and series from around the world.

**Journal & Magazine Articles** - Access an extensive database of journal, magazine and newspaper articles from reliable sources on topics including: biographies, business, health and wellness, popular magazines and history.

**Learning Express Library Job & Career Accelerator** - Build resumes, find a career match, explore occupations, search for jobs and internships and more!

**Lingo Lite** - Image - and video-based foreign language tool for 260 of the most basic words and terms in 30 languages.

**Mango Languages** - Learn a language from Arabic to Yiddish, or even Pirate!

**Newspaper Archives** - Access archives of the Boston Globe from 1980 to the present and the New York Times from 1985 to the present.

**Niche Academy** - Provides online tutorials on how to use many of the library's online resources, as well as popular websites like Facebook, Gmail, Instagram, Pinterest and Twitter.

**Overdrive** - Overdrive, through its Overdrive & Libby apps, is the way the vast majority of our patrons access eBooks through their library accounts. Overdrive also offers magazines, videos and other formats.

**Qello Concerts** - Stream thousands of concert films and documentaries.

**Universal Class** - Access to online courses on topics from Accounting to Yoga.



## ADULT PROGRAMS AND SERVICES


The library began 2021 offering all adult programs virtually. Beginning in July, with the advent of better weather, the monthly writing group began meeting outside but also offered a Zoom option for those who preferred to remain at home. Beginning in September, all adult programs were held in person or were hybrid.

The library hosted several recurring programs for adults, including a monthly book discussion group, monthly writing group, and a weekly knitting/crocheting group called the Bellingham Skein Artists. With the purchase of a Meeting Owl by Owl Labs, the library was able to host more professional hybrid meetings. The book discussion group was able to hold hybrid meetings beginning in November, with some members participating virtually and some in person.


In addition, the library hosted a number of virtual programs from January through August. These included *Tips for Job Seekers*, *Resumes That Get Noticed*, *Using LinkedIn*, *SAT Tips and Tricks*, *Homebuying Seminar*, *Meet Milford Native and Author Catherine Marengi*, *The Call of Kilimanjaro* with local author *Jeff Belanger*, and *Presidential Landmarks in New England*.

With Covid numbers decreasing in the fall, programming went either in person or hybrid. In person programs that were held from September through December included *Medicare and Social Security*, *Saving for Retirement*, *Investments*, *Growing Your Retirement*, *Protecting Your Assets*, *Holiday Pizza Pan Wreath Making*, and an *Author Meet and Greet* with *Chris Woolf*.

With funding assistance from the Bellingham Cultural Council, the film *Stephano: the True Story of Shakespeare's Shipwreck* was shown in the Community Room in September. The producer of the film, Andrew Giles Buckley, answered questions after the showing.




Franklin Resident and  
Local Author Chris Woolf



Holiday Pizza Pan Wreath Making Workshop  
with Ana Mendes of Afonso Way



*Glad Farm* by Milford Native  
Catherine Merenghi



Library staff using the Owl, our technology that  
bridged the gap to make hybrid meetings a reality.

## SOCIAL MEDIA

2,613	Facebook Followers
2,213	Constant Contact Library News & Events (Electronic Newsletter Subscribers)
658	Pinterest Followers
385	Wowbrary New Item Notification (Electronic Newsletter Subscribers)

## ELECTRONIC COLLECTIONS

3,354	Songs streamed through Freegal
768	Songs downloaded through Freegal
12,527	eBooks downloaded through Overdrive
688	Magazines downloaded through Overdrive & Flipster
751	Online language learning lessons through Mango Languages
60	Universal Class courses taken



## OTHER STATISTICS - STILL GREATLY IMPACTED BY COVID

	2021	2020	2019	2016
Library Visitors	29,744	20,645	90,977	113,051
Library Circulation (items checked out)	63,406	45,776	87,608	95,593
Museum Passes Issued	171	108	621	670
Tech Help, Reference Questions and Interviews	602	316	1485	1,070
Children's Program Attendance	6,316	4,839	16,516	12,991
Teen Program Attendance	937	844	4,288	4,106
Adult Program Attendance	448	453	827	736
eBook Circulation	12,527	10,996	9,939	5,812

## Bellingham Public Library Staff

Bernadette Rivard  
Director

Cecily Christensen  
Reference Librarian

Steven Fowler  
Senior Youth Services  
Librarian, Ages 0-12

Amanda Maclure  
Public Services & Teen  
Librarian, Grades 7-12

Pauline Krajcik  
Anne Kunciewicz  
Barbara Pacak  
Library Technicians

Carol Bonnell  
Library & Accounts  
Payable Assistant

Diane Nelson  
Library & Children's  
Assistant, Grades 4-6

Ashalena Rua  
Renee Milliken  
Patricia Honour  
Jane Vichi  
Library Assistants

Jim Maher  
Custodian

# BELLINGHAM DEPARTMENT OF PUBLIC WORKS

## ANNUAL REPORT

CALENDAR YEAR ENDING DECEMBER 31, 2021

### DEDICATION

I dedicate this year's annual report to two gentlemen that we at the DPW had the honor and pleasure of working with who left us in 2021.

Roland Arcand served for nearly 60 years as not only a DPW worker, but Mr. Bellingham Parks. A lifelong Bellingham resident, he truly lived and breathed Bellingham. He was still on the town payroll during a sadly long illness that led to his passing. That completed a wish he had shared in recent years to "never retire".

Todd Erickson worked for the DPW since 1998 and for most of those years as the lead mechanic. Reliability and dedication defined Todd. Taken from us way too young. Those that worked with him will never forget his above average appetite, dry wit, heart-warming chuckle, and most often used expression "YUP".

Thank you and we miss you, Roland, and Todd.

### GENERAL

The global pandemic continued to be the top news story throughout 2021, but the DPW found our footing and moved forward with many projects. The future looks good for public works infrastructure due to the actions being taken in Washington but is not clear to us yet locally as to how, and how much, benefit Bellingham will reap.

### Transportation and Roadways

Reiterating the chorus from the last several years, funding for our roadway maintenance needs is the biggest problem facing the DPW. The roadway surfaces are in generally poor condition and the cost to perform needed repairs is estimated at over \$30 Million. Due to the pause in projects from the first COVID year, we did have some money available for road work in 2021 and we got some paving projects completed. We barely reduced our backlog, but some work is better than none.

Resurfacing and road repairs were performed on several streets: Maple Street, Little Tree Lane, Hilltop Drive, Hartford Ave, Grove Street, Pine Street, Bellstone Drive, Potter Circle, Easy Street, Douglas Drive, North and South Center Street, Silver Ave, & Geordan Road.

Roadway congestion during commuter times nearly disappeared in 2020 with the pandemic lock down. Once businesses started opening and work from home time decreased the traffic rebounded in a big way. Bellingham is a crossroads town; therefore, will always see a lot

of rush hour traffic passing through. The project to improve traffic flow and safety in the center of town kicked off in the late summer. Work in the Route 140 and Route 126 intersection could not be done without its share of construction traffic delays. Work progressed well and due to good weather didn't shut down until the end of December. We expect the project to be 100% complete early next summer, which is within the timeline of the \$1.8 Million MassWorks grant we are using to fund most of the work.

We advanced the design for the South Main Street project that is in the State Traffic Improvement Plan (TIP). This is an estimated \$7.0 Million project that is still currently queued up to start in 2023. The TIP program funds projects with an effective state grant of about 90%; completion for funding under this program is extensive. A massive effort was undertaken this year to complete the required easement acquisitions for this project. Over 75 abutting property owners will be receiving some level of damages payment for easements (some permanent and some temporary). The order of taking for the easements was recorded in the last days of 2021 and payments will be available in early 2022.

A project on Hartford Ave at the Medway West Street intersection was bid and 99% completed during the year. The project has completely reconstructed road, sidewalks, and intersection, yielding improvements to storm drain systems as well as motorist and pedestrian safety in Bellingham and Medway.

Retaining walls and guardrails were constructed on Bertine Street which will add significant structural support to the road and hopefully prevent any chance of a vehicle leaving the road and causing what could be catastrophic damage to the home abutting this narrow roadway.

Major roadway improvement projects that are in the works for the future:

- Hartford Ave and the Interstate 495 interchange improvement was the topic of several meetings in 2021 with Town, local developers, and Massachusetts Department of Transportation (MassDOT) personnel. This project was dusted off after the many meetings in 2019 lead to no action. During the last months of 2021 things picked up significantly with the developer providing funding to design roadway improvements to the section of Hartford Ave from the bridge over Route 495 to Arrowhead Road. It appears possible that construction could be underway during the later months of 2022 on this the western section of this huge project. Unfortunately, it appears the work on the bridge and to the east will not happen quickly. A combination of the price tag of over \$20 Million and the fact that the bridge is not in terrible condition, make it a bad fit for typical MassDOT funding programs. The pressure is being put on MassDOT by our elected officials, but it is unclear as to when the bridge will be widened.
- Traffic Signals at South Main Street and Center Street will be constructed in 2022. This work will be funded entirely by the developer of Lakeview Estates as part of their long list of

offsite traffic mitigation measures. They had hoped to construct these signals in 2021, but permitting and supply chain issues pushed the work off to 2022.

- Sections of First Ave, Third Ave, Fourth Ave, and Middle Ave are slated for resurfacing as part of an extensive drainage improvement project. Design, permitting, and land acquisition is nearly complete, but no funds are currently available for the estimated \$1.0 million dollar construction project.
- Hartford Ave (Depot Street to the Mendon town line) improvements are still in the early design stages with no progress in 2021. There is the potential for development mitigation providing funding for intersection signalization, but construction is still a way off.
- Hartford Ave at Maple Street has been studied by both the town and the state. Improvements will make school access safer and hopefully improve the operations of this intersection.
- Mann Street at South Main St was studied to confirm that signals are warranted under the MassDOT guidelines. There is no time line to advance the design beyond the current very preliminary design stage.

Due to reduced spending in 2021 and an appropriation of funds at the November 2021 town meeting we expect to get a lot of road improvement work constructed in 2022. The Road Committee (two selectmen, one FinCom, one Capital Committee, Town Administrator, Chief Financial Officer, Town Planner, DPW Project Manager and DPW Director) met a few times in 2021 and will meet in the second week of 2022 to try to nail down the list of which streets we tackle in coming year.

### **Snow and Ice Control**

The winter of 2020-2021 was the second year in a row that was almost snow free and not terribly cold. The mild and snowless winter set us up well for the winter of 2021-2022 with a full salt shed to start the year.

Procedures were changed in 2020-2021 to minimize contact between DPW workers and hired plow vendors. The plow vendors were issued GPS units to plug into their vehicles and we were able to track them nearly flawlessly, completely eliminating the need for them to come into the DPW building.

### **Public Drinking Water Supply**

The Massachusetts Department of Environmental Protection (MassDEP) promulgated new regulations for Per- and Polyfluoroalkyl Substances (PFAS). The new regulation took effect in 2021. Our results show that we are walking a tightrope just below the new regulator maximum contamination limit. We are moving forward with a pilot study to help us plan for filtration plant improvements that will eliminate any risk of PFAS exposure to our customers.

We were very surprised in August to get high disinfectant byproduct results from one of our sampling sites. Total Trihalomethane was above the MassDEP regulatory limit for the third

quarter. With that occurrence we decided to modify the planning pilot study and will look to enhance our ability to control this contaminant in our drinking water along with PFAS.

Major drinking water projects constructed in 2021 include:

- We replaced water mains and services on: Atlanta Ave, Link Street, Poirier Street, & Harper Boulevard
- We replaced all water services on South Main Street in the section between Douglas Drive and Mechanic Street, in hopes that we won't need to dig up the new road that will be constructed in 2022 and 2023.

Drinking Water Capital projects in the queue for 20221 and beyond.

- Our oldest standpipe on South Main Street, across from Potter Drive, will get complete inside and out paint rejuvenation in 2022. Bids were received in late 2021.
- No water main replacement projects were funded for construction in 2022, but we have a few priority candidates we hope will get funded soon. These include Cedar Hill Road, Cranberry Meadow Road, & Standish Drive. We will be requesting funds for some of these projects through the American Rescue Plan Act (ARPA).

**Storm Drain System**

We are in the fourth year of the Municipal Separate Storm Sewer System (MS4) permit. The regulations, that include permit requirements, had an effective kick off date of July 2018.

Due to the cost associated with complying with the MS4 Permit, the town established a Stormwater Utility. After extensive analysis of the amount of impervious surface on all properties throughout Town, a fee system was adopted in June of 2020. The amount of impervious surface in town "urbanized area" is what puts us in the group of communities that must maintain an MS4 permit. The Stormwater Utility is an important measure that allow us to charge a fee to property owners and reduce the burden on the tax base. Without the Stormwater Utility, required MS4 compliance activities would cut into taxation funds desperately needed by other departments including schools, police, and fire. The first stormwater fees appeared on our customers quarterly Water, Sewer, Trash, (and now Stormwater) bill in October of 2020

Street sweeping and catch basin cleaning is ongoing with sweepers being sent out on almost all days when weather permitted. All 2,400 catch basins were cleaned, many for the first time ever. In the future, we will be inspecting a third every year and perform cleaning as necessary. These two DPW tasks are key parts of the MS4 compliance effort.

### Wastewater Collection (Sewer)

We were hit with a lot of costs in 2021. Our now 30-year-old system showed signs of its age and lots of pumps, valves, grinders, and other smaller equipment told us it was time for an upgrade. We were able to cover the costs within the operating budget.

We continue to work to replace the 30 year old standby generators, with North Main Street sewer station being next up to be followed by Potter Drive sewer pump station standby generator. We hope both will be replaced in 2022; however, supply chain issues may delay the projects.

### Town Cemeteries

The DPW manages Town cemeteries under the guidance of the appointed Cemetery Committee and Sextons. The Cemetery Committee & Sextons met three times in 2021.

Although there are several cemeteries in Bellingham, there are only five that are Town owned and grave sites are only available at two.

Our inventory of cemeteries includes:

- Scott Cemetery & Columbariums on Center Street, (gravesites and columbarium niches available)
- Center Cemetery on Mechanic Street, (no gravesites available)
- North Cemetery on Hartford Avenue, (no gravesites available)
- Depot Street Cemetery, (no gravesites available)
- Oak Hill Cemetery on Hartford Avenue - Directly abuts the Town's North Cemetery (gravesites available)

The private cemeteries in Town include:

- St. Jean the Baptist / Precious Blood Cemetery on Wrentham Road – The largest in town and free standing Roman Catholic cemetery.
- Union Cemetery on Mechanic Street - Directly abuts the Town's Center Cemetery. (Parks Department staff mows this cemetery and the Town receives an annual payment for providing that service.)
- Ukrainian Cemetery on Center Street - Abuts the Town's Scott Cemetery and is clearly divided by a stone wall.
- Wilcox Cemetery on Lake Street near Rakeville Circle - A free standing cemetery.

The Committee moved forward with adding a roadway system around the west side of the existing Scott Cemetery columbariums. DPW staff was able to build the road in December before frost set in. The Committee hopes the road on the west side will drive sale of

columbarium niches and provide funds for a fourth and some day fifth columbarium at Scott Cemetery.

The DPW would like to thank the Cemetery Committee & Sextons: Francis Cartier, James Haughey, and Alan Bogan for their service and assistance.

### **Dams**

The Town now owns only two regulated dams: Silver Lake Dam and Jenks Reservoir Dam. Inspections of these two dams are completed periodically as required by the Massachusetts Division of Dam Safety (MDDS).

### **Development and Planning:**

The DPW continues to review and comment on private project plans submitted to the various Town Boards and Committees.

Bellingham has many large tracts of undeveloped land. There has been a lot of activity in 2021 and much more is expected in 2022. The DPW will continue to work closely with Town Boards during the hearing and permitting processes to minimize impact to our existing residents, infrastructure, and environment and maximize mitigation funds.

### **General:**

With support of various committees and the Town meeting, the DPW took a big step toward solving the storage space shortage. The Town was able to negotiate and purchase the property at 215 Depot Street nearly tripling our available garage space. The \$2.7 million purchase was affordable especially when compared to the estimate \$8.0 million to build a similar storage building at 26 Blackstone Street.

The 215 Depot Street also is better suited for additional buildings and the year ended with a Selectboard ad hoc committee discussing our next move to build a new office at this location. Optimistically, we hope to be able fund the office building project in May of 2022.

The DPW continues to keep up with available technology. We continue to work on and expand web-based systems that allow our crews to take tablets into the field to check and update inventory and log inspections. We are getting proficient at the use of this new technology, which fits right in with our work force which is getting younger all the time

We are on Facebook, frequently post News on the Town's website, and utilize our CodeRED system to get the word out about projects and issues.



The DPW staff would like to thank the consultants who worked for, and with us, in 2021. These engineers and technicians know our systems and facilities and are readily available to help us with specific tasks and emergencies. These professionals provide us with a great pool of specialized talent we call on when needed.

BETA Group	Water Projects, Drainage, Roadway, & GIS
CHA	Roadway Improvement Design
Electrical Installations, Inc.	SCADA Monitoring & Control System
G & L Electric	Electrical and Electronics
Haley & Ward, Inc.	Water Storage Tanks
Kleinfelder, Inc.	Wastewater
Land Planning, Inc.	Land Surveying & Easement Acquisition
Legacy Mark, LLC	Cemetery Mapping & Database Management
Maher Services	Well Rehabilitation
MDM Consultants	Traffic Analysis
Pare Corporation	Dams
PSC Corporation	Roadway and Stormwater Improvements
STV, Incorporated	Bridges & Culverts
Tighe & Bond	Stormwater Permit (MS4) Compliance
Water & Waste Pipe Testing, Inc.	Drinking Water System Leak Detection
Weston & Sampson Engineers	DPW Facilities Planning & Cross Connection
Williamson Electric Co	Facilities Controls and Equipment
Wright Pierce	Drinking Water Treatment

We continue to ask all residents for their patience and support as we try to maintain and repair our aging public works infrastructure. We know what needs to be done to fix problems; what we don't know is when and if we will get the needed funding.

The entire staff would like to thank the residents of Bellingham for their support. We look forward to serving you in 2022 and beyond.

REPORT SUBMITTED BY:

Donald F. DiMartino  
DPW Director

# BELLINGHAM DPW STATISTICS 2021

## PUBLIC DRINKING WATER SUPPLY

2021

FACILITIES	QUANTITY
PUMPING STATION BUILDINGS	8
GROUNDWATER WELLS	15
FILTRATION PLANT	2
STORAGE TANKS	3
STORAGE VOLUME (MG)	5.1
RAW WATER MAINS (MILES)	7.3
WATER DISTRIBUTION MAINS (MILES)	113.6

## RAW WATER PUMPED FROM WELLS

MONTH	Gallons
JANUARY	36,647,750
FEBRUARY	33,795,550
MARCH	36,708,462
APRIL	38,489,400
MAY	47,245,028
JUNE	57,888,600
JULY	48,654,000
AUGUST	54,476,769
SEPTEMBER	45,184,191
OCTOBER	41,193,540
NOVEMBER	33,103,200
DECEMBER	34,582,100
<b>TOTAL</b>	<b>507,968,590</b>

## RAW WATER PUMPED FROM EACH WELL

PUMP STATION	Gallons
STATION 1 (22)	59,761,900
STATION 2	28,380,010
STATION 3	27,050,000
STATION 4	55,573,600
STATION 5	34,956,600
STATION 7 (23)	53,999,370
STATION 8	96,790,320
STATION 11	50,943,968
STATION 12	100,512,822
<b>TOTAL</b>	<b>507,968,590</b>

## TREATED WATER PUMPED INTO THE DISTRIBUTION SYSTEM

HARTFORD AVE FILTRATION PLANT	249,050,700
WRENTHAM RD FILTRATION PLANT	220,447,200
	<b>469,497,900</b>

# BELLINGHAM DPW STATISTICS 2021

## PUBLIC DRINKING WATER SUPPLY (CONTINUED)

GALLONS PURCHASED FROM OTHER WATER SUPPLIERS	
MILFORD WATER COMPANY	Zero
TOWN OF FRANKLIN	Zero
<b>TOTAL</b>	Zero
GALLONS SOLD TO OTHER WATER SUPPLIERS	
TOWN OF BLACKSTONE	Zero
<b>TOTAL</b>	Zero
Gallons	
DAILY AVERAGE PUMPED	1,391,695
DAILY AVERAGE CONSUMED	1,286,296
DAILY RESIDENTIAL PER CAPITA AVE	48.5
POPULATION SERVED BY TOWN WATER	16,411
MAXIMUM DAY PUMPED	2,601,800
MAXIMUM PUMPING DATE	6/29/2021
MAXIMUM DAY COMSUMPTION	2,241,000
MAXIMUM COMSUMPTION DATE	6/11/2021

# BELLINGHAM DPW STATISTICS 2021

## PUBLIC DRINKING WATER SUPPLY (CONTINUED)

WATER MAINS		MILES
Type		
	Unknown	0.11
	Asbestos Cement Pipe	23.6
	Cement Lined Cast or Ductile Iron Pipe	60.9
	PVC - C-900 Pipe & HDPE	39.9
Diameter (in Inches)		
	1	0.08
	2	1.14
	4	0.03
	6	36.9
	8	50.2
	10	17.4
	12	15.1
	16	3.5
	Total Length of Water Mains	124.4
METERED CUSTOMERS:		
	COMMERICAL CUSTOMERS	332
	INDUSTRIAL CUSTOMERS	28
	RESIDENTIAL CUSTOMERS	5,585
	MUNICIPAL BLDGS, SCHOOLS & PARKS	40
UN-METERED CUSTOMERS:		
	TOTAL	5,985
METERS (MISCELLANEOUS)		
	IRRIGATION METERS IN SYSTEM TOTAL (Water Only)	185
	IRRIGATION METERS ADD THIS YEAR (Water Only)	6
	WATER METERS RECYCLED	18
NEW METERS AND SERVICES:		
	INSTALLED BY DPW	48
	INSTALLED BY OTHERS	0
HYDRANT MAINTENANCE:		
	PAINTED	~150
	REPAIRED	10
	REPLACED	7
	FLUSHED	82
	WINTERIZED	30
	NEW HYDRANTS	0
	TOTAL FIRE HYDRANTS IN SYSTEM	982
	TOTAL RAW WATER HYDRANTS	24

## BELLINGHAM DPW STATISTICS 2021

### ROADWAY SYSTEMS

TYPE	MILES
TOWN ACCEPTED WAYS	95.63
UNACCEPTED WAYS (MAINTAINED)	0.75
TOTAL PUBLIC TRAVEL WAYS	96.38
Chapter 90 State Funding	\$ 539,144

### WASTEWATER COLLECTION SYSTEM

#### FACILITIES

GRAVITY SEWER MAINS (Miles)	33.62
SEWER FORCE MAINS (Miles)	5.82
LOW PRESSURE FORCE MAINS (Miles)	0.42
MANHOLES	952
PUMPING STATIONS (TOWN)	10
PUMPING STATIONS (PRVT)	4

#### CONNECTIONS

TOTAL AVAILABLE	2,093
CONNECTED BEFORE 1/1/2020	1,876
CONNECTED DURING 2020	38
TOTAL PROPERTIES CONNECTED	1,914
% of Water Customers with Town Sewer	32%

#### SEWER FLOWS / TO TREATMENT PLANTS

	Gallons
Charles River Pollution Control District (FY2017)	81,699,167
Woonsocket Wastewater Treatment Plant (FY2017)	66,958,683
<b>TOTAL</b>	<b>148,657,850</b>

### STORMWATER SYSTEM

#### FACILITIES

CATCH BASINS (INVENTORY)	2,484
CATCH BASINS INSPECTED/CLEANED	2,484
MANHOLES (INVENTORY)	1,354
PIPES (INVENTORY) MILES	63
FREE STANDING INLETS AND OUTLETS	279
IN LINE TREATMENT UNITS	11
STORMWATER BASINS & SWALES	70

# BELLINGHAM DPW STATISTICS 2021

## DPW SERVICE CALLS AND WORK ORDERS:

### DRINKING WATER & SEWER COLLECTION SYSTEM

WATER MAIN BREAKS REPAIRED	17
WATER SERVICE BREAKS REPAIRED	10
FROZEN WATER SERVICES	0
WATER EMERGENCY CALLS CUSTOMERS PROPERTY	2
BACKFLOW PREVENTION DEVICE TESTS	779
OTHER WATER SYSTEM SERVICE CALLS	524
SEWER WORK ORDERS (Miscellaneous)	8
SEWER INSPECTION WORK ORDERS	13
SEWER MAIN BREAKS REPAIRED	0
SEWER SERVICE BREAKS REPAIRED	1
SEWER OVERFLOWS	0
WATER & SEWER PIPE MARK OUT FOR EXCAVATION	247
WATER FACILITIES WORK ORDERS	3,072
SEWER FACILITIES WORK ORDERS	268

### METERING & BILLING SYSTEM

METERS & RADIO WORK ORDERS	347
METERS REPLACED FROZEN	4

### ROADWAY & SIDEWALK SYSTEM

HIGHWAY SERVICE CALLS & WORK ORDERS (Misc)	332
HIGHWAY WORK ORDERS - POTHOLE	343

### STORMWATER SYSTEM

STORMWATER WORK ORDERS	86
BEAVER DAM RELATED WORK ORDERS	3

### TRASH & RECYCLING PROGRAM

TRASH RELATED WORK ORDERS	261
---------------------------	-----

### MISCELLANEOUS

OTHER (SNOW, PARKS, OTHER)	95
TOTAL 2021 DPW WORK ORDERS	6,412

# BELLINGHAM DPW STATISTICS 2021

## TOWN OWNED DAMS

Silver Lake Dam (Cross Street)	
Condition	FAIR
Size	INTERMEDIATE
Hazard Level Rating	SIGNIFICANT
Last Inspection	2017
Next Inspection Due	2022
Jenks Reservoir Dam (Lake Street)	
Condition	POOR
Size	SMALL
Hazard Level Rating	LOW
Last Inspection	2019
Next Inspection Due	2029

## TOWN CEMETERIES

GRAVE SITES SOLD	
Scott Cemetery (Center Street)	3
Center Cemetery (Mechanic Street)	0
Depot Street Cemetery	0
North Cemetery (Hartford Ave)	0
Oak Hill Cemetery (Hartford Ave)	3
Cemetery Work Orders	41
NICHES SOLD	
Scott Cemetery Columbarium	16
Remains Interred	
Scott Cemetery Niche	10
Scott Cemetery Burial	8
Center Cemetery Burial	0
Oak Hill Cemetery Burial	2

**Norfolk County Registry of Deeds  
2021 Annual Report to the Town of Bellingham  
William P. O'Donnell, Register  
649 High Street, Dedham, MA 02026**

The COVID-19 pandemic continued to impact all of us in 2021. While many sectors of our economy were still negatively affected by the pandemic, the Norfolk County real estate economy in 2021 remained not only viable but was one of the strongest in a decade.

I am pleased to report the Norfolk County Registry of Deeds continued to remain open and operational for the recording of land documents every work day throughout this continuing pandemic. The Registry of Deeds building opened to the general public on June 7. Registry personnel are again processing in-person recordings while vigilantly maintaining Covid related protocols. The use of electronic recording for our institutional users such as banks, law firms and title companies increased dramatically. In addition to electronic recording, users had the option to submit documents via regular mail, Federal Express or by placing documents in our drop-off box located just outside our main entrance at 649 High Street, Dedham, MA.

I am particularly proud of our staff who continued to work diligently throughout these difficult times. In February, our employees were recognized as "Every Day Heroes" by D'Angelo Grilled Sandwiches. This recognition program honors groups of individuals who stand out in their community during the COVID-19 pandemic. The unsung heroes for 2021 were members of the Registry of Deeds Information Technology Department. The behind the scenes efforts of our Chief Information Officer and Network Administrator made certain that Registry employees could socially distance from one another and perform their jobs, some remotely for the first part of the year, all the while ensuring that each and every real estate document received by the Registry was safe, secure, and accessible to all members of the public. In addition to supporting the internal work and staff of the Registry, our IT Department acted as lifelines to members of the real estate bar and real estate community whose reliance on technology had never been greater or more essential.

The results of these efforts was a highly active Norfolk County real estate market benefitting sellers and buyers of real estate, lending institutions, the real estate legal community and all others with a vested interest in the local real estate economy. By keeping the Norfolk County Registry of Deeds open, recording fees collected were forwarded to the state and county helping to pay for important public initiatives including education, health care, and police and fire expenses. We are thankful to our partners in the real estate community and most importantly the citizens of Bellingham and all of Norfolk County. Their patience with us has been critical to the Registry of Deeds being able to continue its core mission of recording land documents in a safe and secure environment.

The Registry suffered a setback when a fire broke out in the building on a February weekend. We lost some IT equipment, supplies and microfilm but all of our records are intact and remain backed-up. We were open for business on the following Monday morning.



The Registry of Deeds is the principal office for real property records in Norfolk County and operates under the supervision of the elected Register, William P. O'Donnell, who has held the position since 2002. Its mission is to maintain and provide for accurate, reliable and accessible land records to all residents and businesses of Norfolk County. The Registry receives and records hundreds of thousands of documents annually. It houses more than 8.5 million land documents dating back to 1793 when George Washington was President. The Registry is a primary and indispensable resource for title examiners, mortgage lenders, municipal officials, homeowners, title examiners, real estate attorneys, genealogists and others with a need for land record information. More information can be found on our website – [www.norfolkdeeds.org](http://www.norfolkdeeds.org).

### 2021 Registry Achievements

- Cyber Security issues and incidents, especially those involving municipalities, remained topical and captured the thoughts and dominated the efforts of the Registry of Deeds Information Technology Team. The IT team doubled their training and education of staff and employees concerning the perils of phishing, spoofing, and Trojan Horses to minimize potential risks to information security. The IT Department acquired an incident response server and multiple computers so that in the event of a cyber-attack the offline server and computers could be activated thwarting cyber attackers from sabotaging Registry operations.
- The Registry of Deeds Customer Service and Copy Center continues to provide residents and businesses with quality service. These requests included the filing of Homesteads, accessing deeds, verifying recorded property documents and assisting those in need of obtaining a mortgage discharge notice. Customers can contact the Customer Service and Copy Center at 781-461-6101, Monday through Friday between the hours of 8:30AM to 4:30PM.
- In calendar year 2021, the Registry collected approximately \$82 million dollars in revenue.
- The Registry of Deeds continues to address legislative issues to benefit consumers. In 2022, we will continue to advocate for filed legislation that accomplish mortgage transparency by requiring mortgage assignments be recorded at the appropriate Registry of Deeds.
- This year saw a record number of electronic recording filers, approximately 2,500. The Registry is approaching 80% of its recorded land recordings being done electronically.

- Norfolk Registry of Deeds was the first registry in Massachusetts to record electronically registered land documents. This started in the Land Court section of the Registry of Deeds in 2017 and was crucial in remaining operational during the coronavirus pandemic. At the onset of the pandemic, 25% of the registered land documents recorded were done via electronic recording which has grown now to 70%.
- In 2021 we hit a milestone of recording our 40,000th Registry of Deeds book. At the end of 2021 we were at Book 40210. For the sake of security and redundancy, we store our documents 3 different ways: hard copy, electronically and by microfiche.
- In calendar year 2021, the Registry processed over 13,000 Homestead applications. The law Chapter 188 (M.G.L.) provides limited protection of one's primary residence against unsecured creditor claims.
- The internet library of images, accessible to the public through the Registry of Deeds' online research system at [www.norfolkdeeds.org](http://www.norfolkdeeds.org) continues to expand. Today, all documents dating back to the first ones recorded in 1793 are available for viewing.
- Our website includes a genealogy page and a section highlighting land records of notable people – United States Presidents, military heroes, noted authors and leaders in their fields of education, environment and the law
- The Registry's website [www.norfolkdeeds.org](http://www.norfolkdeeds.org) routinely updates the public on such news as real estate statistics, answers to frequently asked questions, along with detailing of our consumer programs. Additionally, we also write a monthly column for various Norfolk County newspapers and their online websites. We also distribute a weekly press release to alert residents of the latest happenings as well as to remind them of our consumer services.
- The Registry's free Consumer Notification Service allows any county resident to opt in to this free notification service and be alerted when any land document – fraudulent or otherwise – is recorded against their name. For more information, please see our website at: [www.norfolkdeeds.org](http://www.norfolkdeeds.org).
- Despite the ongoing COVID-19 pandemic, the Registry was able to restart some of its community outreach programs. We expect that in 2022 we will be able to visit each of the Norfolk County communities for office hours and continue our partnerships with Interfaith Social Services of Quincy, Father Bill's & MainSpring of Quincy, the VA Boston Healthcare System, Voluntary Service Program and InnerCity Weightlifting on our 'Suits for Success' program, and New Life Furniture Bank of MA in Walpole to assist those who are in need of household items. We were grateful to be able to resume our Annual Holiday Food Drive and Toys for Tots campaigns in 2021.

**Bellingham Real Estate Activity Report**  
**January 1, 2021 – December 31, 2021**

There was an 8% increase in documents recorded at the Norfolk County Registry of Deeds for **Bellingham** in 2021, resulting in an increase of 375 documents from 4,921 to 5,296.

The total volume of real estate sales in **Bellingham** during 2021 was \$221,603,496, a decrease of 9% from 2020. The average sale price of homes and commercial property was down 6% in **Medfield**. The average sale price was \$587,808.

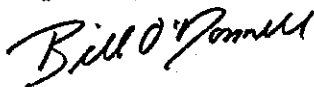
The number of mortgages recorded (1,350) on **Bellingham** properties in 2021 was up 9% from the previous year. Total mortgage indebtedness increased 116% to \$930,208,450 during the same period.

There were 3 foreclosure deeds filed in **Bellingham** during 2021, a decrease from the previous year when there were 7 foreclosure deed filed.

Homestead activity decreased 3% in **Bellingham** during 2021 with 373 homesteads filed compared to 383 in 2020.

Finally, our objective at the Registry will always be to maintain, secure, accurate and accessible land records for the residents and businesses of Norfolk County. It is a privilege to serve you.

Respectfully submitted by,



William P. O'Donnell  
Norfolk County Register of Deeds





## **Town of Bellingham**

### **BOARD OF SELECTMEN**

10 Mechanic Street

Bellingham, Massachusetts 02019

Tel: 508-657-2800 \* 508-966-4425

## **Report of the Selectboard**

The past year, 2021, presented many challenges for our Town, State and Country. As the world ends the second year of a global pandemic, Bellingham can be proud of the many successes we have enjoyed despite the tremendous adversity. The Covid 19 pandemic highlighted the sense of community of our residents as well as the level of preparedness demonstrated by our Town's Public Safety personnel and our Town officials.

As a result of several federal spending bills aimed to boost economic activity throughout the country, Bellingham received over 5 million dollars in aid this past year which the Town can use for any activity associated with our Covid response as well as infrastructure projects and many other activities. The Town has assembled a committee led by our Chief Financial Officer, this committee will prioritize and make spending recommendations to the Selectboard. Many projects, including Senior Center and library renovations, as well as water system upgrades will move toward reality because of this funding.

This past November Town Meeting voters approved a \$2.7 million purchase of 215 Depot Street, which includes 13,000 sq. ft. of garage space for DPW operations. Additional office space is planned for construction in the coming year. DPW operations will continue at the Blackstone Street facility on a limited basis. With the purchase of this property the Town addresses an issue it has faced for nearly 20 years, Blackstone Street simply did not provide adequate storage for all the equipment. Over the coming year we will be constructing office space for the administration staff which will serve the Town for many years to come. Much appreciation to all the Town Meeting voters who supported this upgrade for our DPW.

Bellingham continues to address the many roadway deficiencies which impact commuter traffic especially at morning and evening rush hour. Thanks to a combination of a \$1.8 million state grant and \$1 million in mitigation funds from development projects the Town Center reconstruction began this past year with a mid-summer of 2022 completion expected. This project was originally proposed 15 years ago but due to budgetary constraints the project stalled until this past year when all the pieces came

together. The result will allow traffic to flow smoothly through the Town Center while also improving pedestrian traffic.

Development continues to be extremely strong, possibly the strongest market we have ever seen. Presently there are three warehouse projects before the Planning Board totaling 500,000 sq. ft. This is in addition to the 300,000 sq. ft. facility on Mechanic Street completed this year. There are also several housing projects totaling over 300 units before the Planning Board along with several smaller projects. Additionally, the Curtis Apartment Complex consisting of 275 luxury apartments is under construction with the first phase likely opening this summer. The Red Mill Development will be under construction summer of 2022 and will include 170 new homes with a roadway connecting Rte. 140 to Rt. 126 with an access road located behind the Municipal Center offices.

All this development demonstrates just how desirable Bellingham has become as a community to grow a business or a family. Developers realize the benefits of a full-service community with a comparatively low tax burden situated in a desirable location.

The Town of Bellingham was one of the first communities in the state to implement "Senior Tax Work-Off" program in the mid 1990's. This program has been extremely successful as we take advantage of the many talents our senior community provides in exchange for property tax credit. Recognizing the value of the program, the Selectboard voted to increase the credit to a maximum of \$1,450 annually. A well-deserved increase for the 100 plus seniors who participated in this program.

In closing we wish to recognize the many contributions made by the countless Board members and volunteers who contribute their time and talents to make our community a better place to live. The Selectboard also thanks the hundreds of dedicated employees faithfully serving Bellingham each day.

Finally, thanks to the citizens of Bellingham for your continued support and trust in the Board.

Respectfully Submitted,

A handwritten signature in black ink, appearing to read "Cynthia L. McNulty". The signature is fluid and cursive, with the first name "Cynthia" and last name "McNulty" clearly distinguishable.

Cynthia L. McNulty  
Chairwoman